

ACPDQC3V3R-HF

High-Reliability and High-Performance

RoHS Device

Halogen Free



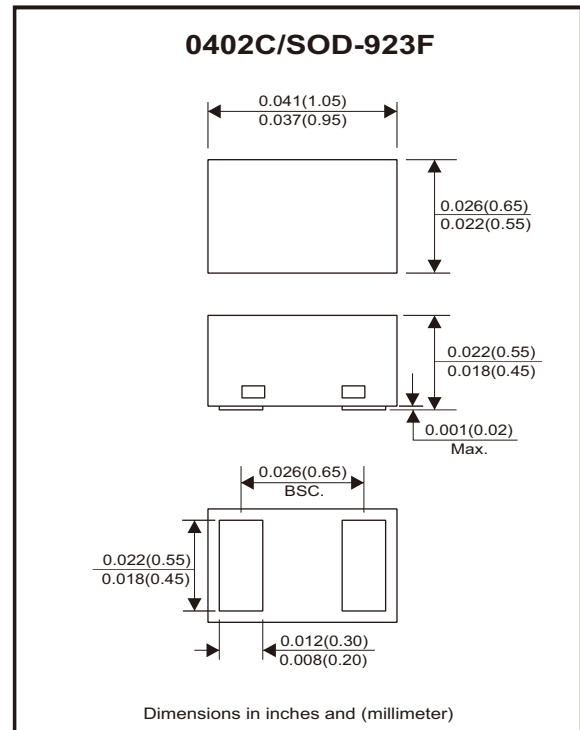
Features

- Bi-directional ESD protection.
- Surface mount package.
- Ultra small SMD package:0402C.
- High component density.
- AEC-Q101 Qualified.

Mechanical data

- Case: 0402C/SOD-923F standard package, molded plastic.
- Terminals: Gold plated, solderable per MIL-STD-750,method 2026.
- Mounting position: Any.
- Weight: 0.001 grams (approx.).

Circuit Diagram



Maximum Rating (at T_A=25°C unless otherwise noted)

Parameter	Conditions	Symbol	Value	Unit
Peak pulse power	T _P = 8/20μs	P _{PP}	36	W
ESD capability	IEC 61000-4-2(air)	ESD	±15	kV
	IEC 61000-4-2(contact)	ESD	±8	
Operating temperature range		T _J	-55 ~ +150	°C
Storage temperature range		T _{STG}	-55 ~ +150	°C

Electrical Characteristics (at T_A=25°C unless otherwise noted)

Parameter	Conditions	Symbol	Min	Typ	Max	Unit
Working peak reverse voltage		V _{RWM}			3.3	V
Diode breakdown voltage	I _R = 1mA	V _{BR}	5			V
Leakage current	V _R = 3.3V	I _R			1	μA
Clamping voltage	I _{PP} = 1A, T _P = 8/20μs	V _C			15.5	V
	I _{PP} = 2A, T _P = 8/20μs	V _C			18	V
Junction capacitance	V _R = 0V, f = 1MHz	C _T		18		pF

Rating and Characteristic Curves (ACPDQC3V3R-HF)

Fig.1 - 8/20 μ s Peak Pulse Current Wave Form Acc. IEC 61000-4-5

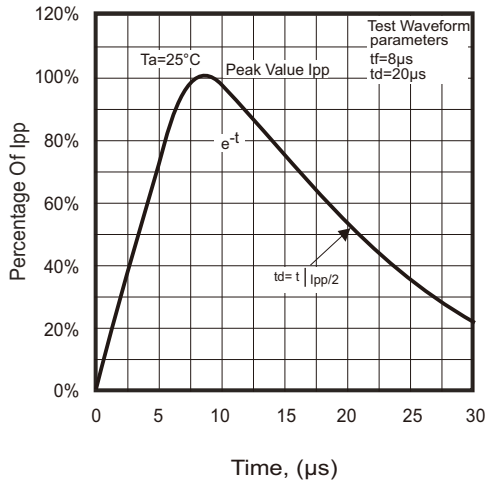


Fig.2 - Capacitance Between Terminals Characteristics

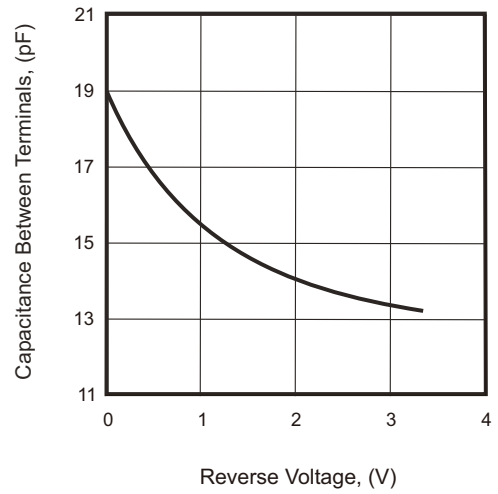


Fig.3 - Clamping Voltage Vs. Peak Pulse Current

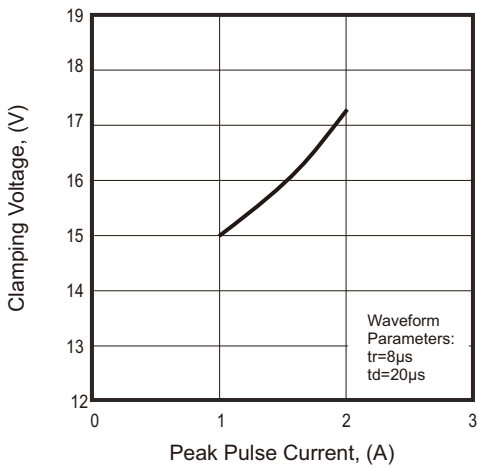
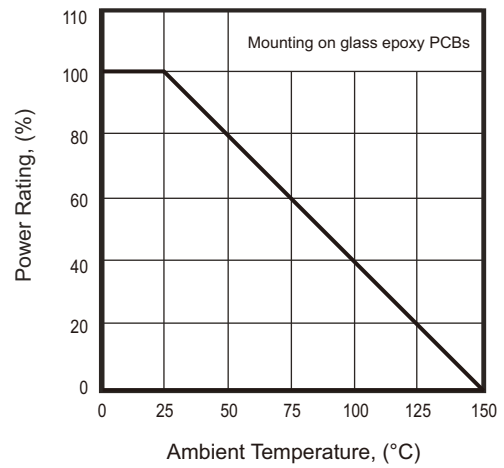
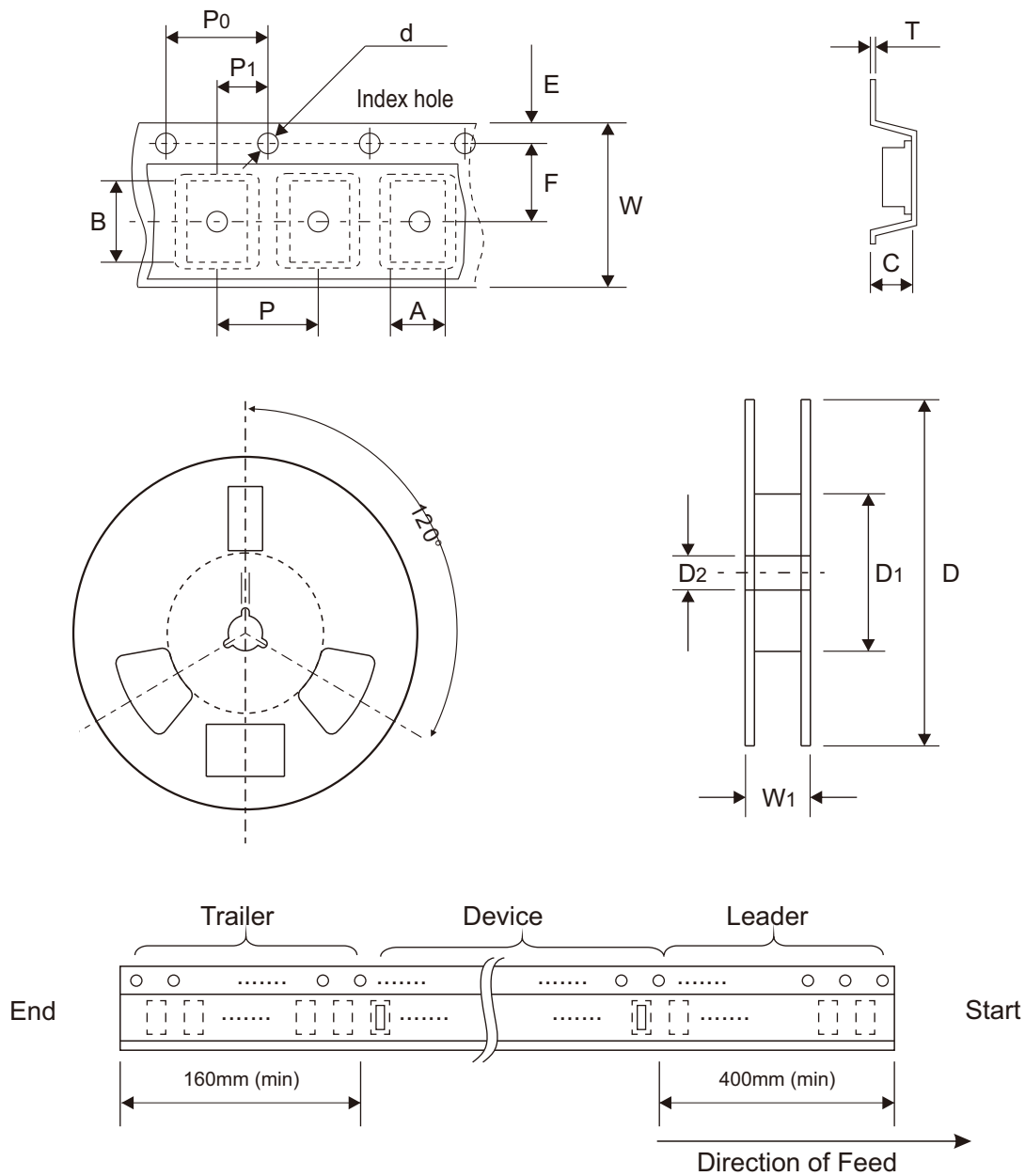


Fig.4 - Power Rating Derating Curve



Reel Taping Specification



0402C (SOD-923F)	SYMBOL	A	B	C	d	D	D1	D2
	(mm)	0.75 ± 0.05	1.17 ± 0.05	0.65 ± 0.05	1.50 + 0.10 - 0.00	178.00 ± 1.00	60.00 ± 0.50	13.50 ± 0.20
	(inch)	0.030 ± 0.002	0.046 ± 0.002	0.026 ± 0.002	0.059 + 0.004 - 0.000	7.008 ± 0.039	2.362 ± 0.020	0.531 ± 0.008

0402C (SOD-923F)	SYMBOL	E	F	P	P0	P1	T	W	W1
	(mm)	1.75 ± 0.10	3.50 ± 0.10	4.00 ± 0.10	4.00 ± 0.10	2.00 ± 0.10	0.20 + 0.02 - 0.05	8.00 ± 0.20	12.00 + 0.50 - 0.00
	(inch)	0.069 ± 0.004	0.138 ± 0.004	0.157 ± 0.004	0.157 ± 0.004	0.079 ± 0.004	0.008 + 0.001 - 0.002	0.315 ± 0.008	0.472 + 0.020 - 0.000

Marking Code

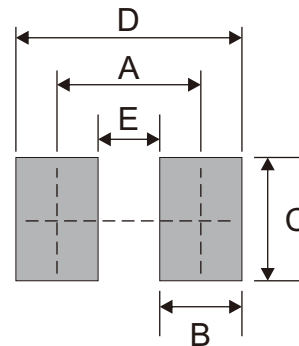
Part Number	Marking Code
ACPDQC3V3R-HF	E3



Product type marking code

Suggested P.C.B. PAD Layout

SIZE	0402C/SOD-923F	
	(mm)	(inch)
A	0.70	0.028
B	0.40	0.016
C	0.60	0.024
D	1.10	0.043
E	0.30	0.012



Standard Packaging

Case Type	REEL PACK	
	REEL (pcs)	Reel Size (inch)
0402C/SOD-923F	5,000	7