

## DIN Rail Mount Screw Terminal Socket Track Mounting System

File E59244

File LR35144

### Features

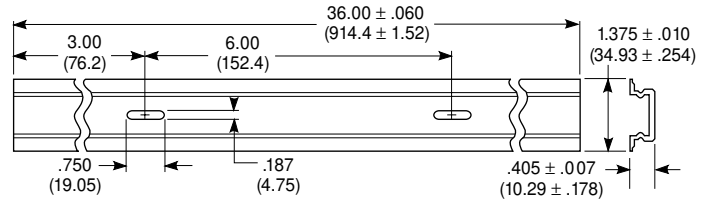
- Sockets mount on standard 35mm DIN track & P&B “top hat” track.
- Spring loaded integral clip holds sockets securely to the track.
- Small screwdriver can be used to release sockets from track.
- All DIN sockets, except 27E1038 and 27E1039, are shipped with two anchor clips for hold down springs. Hold-down springs must be ordered separately. See Relay & Socket Usage Chart beginning on page 112.
- End clips can be used to further stabilize sockets on track.

### Location of Socket Dimensions

Typical Relay	Base	Socket Part Number	Page
KRPA (DPDT)	8-pin octal-type	27E891	109
KRPA (3PDT)	11-pin octal-type	27E892	109
KUP	11-blade square	27E893	102
KH	14-blade square	27E894	91
K10	8-blade square	27E895	94
RKS (code 1)	5-blade square	27E1038	72
RKS (codes 2,3 & 5)	8-blade square	27E1039	72


### 24A110 – DIN Rail Style Mounting Track

24A110 mounting track is designed to accept snap-mount sockets, as well as all other P&B screw terminal sockets. Track is made of lightweight, sturdy extruded aluminum and is shipped in three-foot (914cm) lengths with mounting holes on six-inch (152mm) centers. Track can be cut to shorter lengths or used end-to-end.




### 20C317 – Anchor Clip

20C317 steel anchor clip snaps into the body of the socket and is used as an anchor point for relay hold down spring. Two clips are shipped with each socket except 27E1038 and 27E1039.



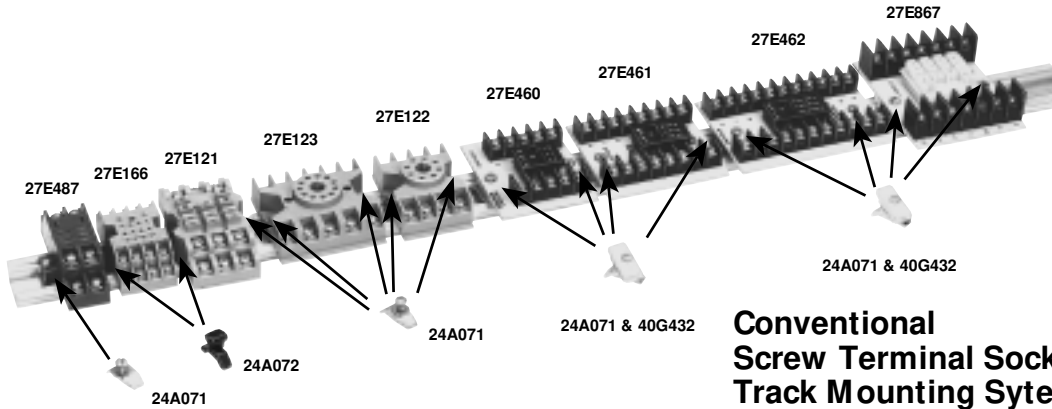
### 24A071 & 40G432 – End Clip

24A071 steel mounting clip with one #6-32 screw 7/16" (11.1mm) long is used with a 40G432 insulator to prevent sockets from moving sideways or sliding off the end of the track.



### Ordering Information – Boldface items are normally maintained in stock for immediate delivery.

Part Number	Description
<b>24A110</b>	DIN rail style extruded aluminum mounting track for DIN or standard sockets.
20C317	Anchor clip to secure relay hold down spring to socket base.
<b>24A071</b>	Steel mounting clip with one #6-32 screw 7/16" (11.1mm) long. Use with 40G432 below to make end clip.
<b>40G432</b>	Plastic insulator. Use with 24A071 above to make end clip.



## Conventional Screw Terminal Socket Track Mounting System


### Features

- P&B DIN rail track accommodates a variety of sockets and relays. See Relay & Socket Usage Chart beginning on page 112.
- Various clips are available to secure components to track.

### Location of Socket Dimensions

Typical Relay	Base	Socket Part Number	Page
K10	8-blade square	27E487	94
KH	14-blade square	27E166	91
KUP (3PDT)	11-blade square	27E121	102
KRPA (3PDT)	11-pin octal-type	27E123	109
KRPA (DPDT)	8-pin octal-type	27E122	109
R10 (DPDT)	10-blade square	27E460	87
R10 (4PDT)	16-blade square	27E461	87
R10 (6PDT)	22-blade square	27E462	87
KUP (4PDT)	14-blade square	27E867	102

### Track & Mounting Accessories



### Ordering Information – Boldface items are normally maintained in stock for immediate delivery.

Part Number	Description
<b>24A110</b>	DIN rail style extruded aluminum mounting track 36" (914mm) long with holes on 6.0" (152.4mm) centers. Holes accept #8 screws.
<b>24A071</b>	Steel mounting clip with one #6-32 screw 7/16" (11.1mm) long.
<b>24A072</b>	Plastic twist mounting clip for 27E166, 27E122 and 27E123 sockets. Twist clip into track to hold socket in place, except when used on end of track. Use 24A071 on ends of track to lock first and last socket in place.
<b>40G432</b>	Plastic insulator for track or surface mounting. Use with 27E460, 27E461, 27E462 and 27E867 sockets.

### Track Mounting System – Chart below lists typical applications. See Relay & Socket Usage Chart on following pages for more detail.

Socket	Typ. Relay	Component	Hold Down Spring	24A110 Track Mounting Hardware	Chassis Mounting
27E121	KUP	20C314	Hooks into slots below mounting ears. Two hold downs required per socket.	24A071 36" (914cm) strip will mount 19 sockets.	Two suitable screws on 1.7" (43.2mm) centers.
27E122	KRPA		See Socket Usage Chart.	24A071 36" (914cm) strip will mount 22 sockets. 24A072	Two suitable screws on 1.296" (32.92mm) centers.
27E123	KRPA		See Socket Usage Chart.	24A071 36" (914cm) strip will mount 15 sockets. 24A072	Two suitable screw on 1.296" (32.92mm) or 2.06" (52.3mm) centers.
27E166	KHAU	20C297	Hooks into slots on side of socket body. One hold down required per socket.	24A071 36" (914cm) strip will mount 30 sockets.	Two suitable screws on .94" (23.9mm) centers.
27E460 27E461 27E462	R10	20C249 20C250 20C251	Hooks into slots on side of socket body. One hold down required per socket.	24A071 36" (914cm) strip will mount 16 sockets. 40G432 27E460, 12 27E461 or 9 27E462 sockets.	Two 40G432 insulators and two suitable screws on 1.8" (45.7mm), 2.125" (53.98mm) or 2.812" (71.42mm) centers.
27E487	K10	20C297	Hooks into slots on side of socket body. One hold down required per socket.	24A071 36" (914cm) strip will mount 31 sockets. 24A072 24A072 can be used on small ear only.	Two suitable screws on 1.143" (29.03mm) centers.
27E867	KUP (4PDT)	20C254	Hooks into slots on side of socket body. One hold down.	24A071 36" (914cm) strip will mount 13 sockets. 40G432	Two 40G432 insulators and two suitable screws on 2.25" (57.15mm) centers.