



# P/N 68-304538-10 68-Pin PLCC w/Die Flipped-to-68-Pin PGA for 87C196 IC and Others

## FEATURES


- Correct-A-Chip™ technology solves problems associated with the use of alternative ICs (due to availability, obsolescence, need for better performance, etc.) by eliminating the need for new PCBs.

## GENERAL SPECIFICATIONS

- PCB: FR-4, 0.062 [1.56] or 0.094 [2.39] thick
- MALE PIN: Brass 360 1/2-hard per UNS C36000, ASTM B16/B16M
- MALE PIN PLATING: 200μ [5.08μ] Sn/Pb 93/7 per ASTM B579-73 over 100μ [2.54μ] Ni per SAE AMS-QQ-N-290

## MOUNTING CONSIDERATIONS

- SUGGESTED PCB HOLE SIZE: 0.028 ±0.002 [0.71 ±0.05] dia.



**CUSTOMIZATION:** In addition to the standard products shown on this page, Aries specializes in custom design and production. Special materials, platings, sizes, and configurations can be furnished, depending on the quantity. **NOTE:** Aries reserves the right to change product general specifications without notice.

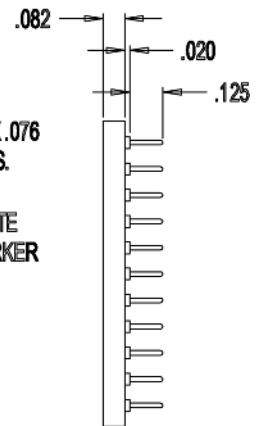
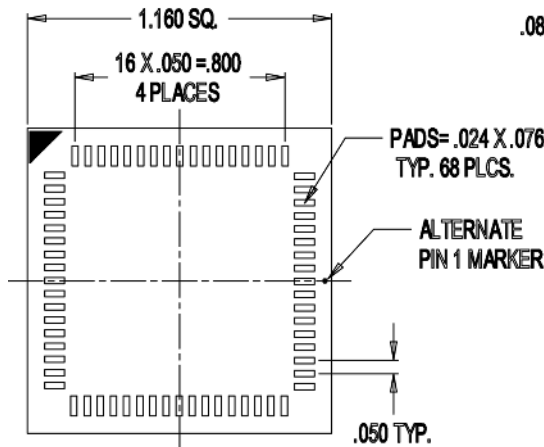
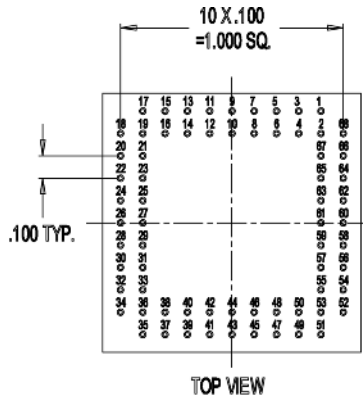
ALL DIMENSIONS: INCHES [MILLIMETERS]  
ALL TOLERANCES: ±0.005 [0.13] UNLESS OTHERWISE SPECIFIED  
CONSULT FACTORY FOR OTHER SIZES AND CONFIGURATIONS

## ORDERING INFORMATION

**68-304538-10-P**

Optional Panelized Form

Top PLCC	Bottom PGA	Top PLCC	Bottom PGA
1	9	35	43
2	8	36	42
3	7	37	41
4	6	38	40
5	5	39	39
6	4	40	38
7	3	41	37
8	2	42	36
9	1	43	35
10	68	44	34
11	67	45	33
12	66	46	32
13	65	47	31
14	64	48	30
15	63	49	29
16	62	50	28
17	61	51	27
18	60	52	26
19	59	53	25
20	58	54	24
21	57	55	23
22	56	56	22
23	55	57	21
24	54	58	20
25	53	59	19
26	52	60	18
27	51	61	17
28	50	62	16
29	49	63	15
30	48	64	14
31	47	65	13
32	46	66	12
33	45	67	11
34	44	68	10



Bristol, PA 19007-6810 USA  
TEL (215) 781-9956 • FAX (215) 781-9845  
WWW.ARIESELEC.COM • INFO@ARIESELEC.COM