

### Features

- Low Loss
- High Low Side Rejection
- Low Ripple


### Description

Surface mount, silver (Ag) coated ceramic BPF. Developed for use in 800 MHz Infrastructure Applications.

Weight: 1.22 grams typical

Material: Filter is composed of a ceramic block plated with Ag.

Filter complies with RoHS standards.



### Electrical Specifications

Parameter	Frequency (MHz)	Typical @ 25°C	Spec. over 0°C to +70°C
<b>Electrical Response</b>			
Passband Insertion Loss	869 - 894	2.0 dB	2.7 dB max
Return Loss @ Port 1	869 - 894	12.0 dB	10.0 dB min
Return Loss @ Port 2	869 - 894	12.0 dB	10.0 dB min
Ripple	869 - 894	0.9 dB	2.0 dB max

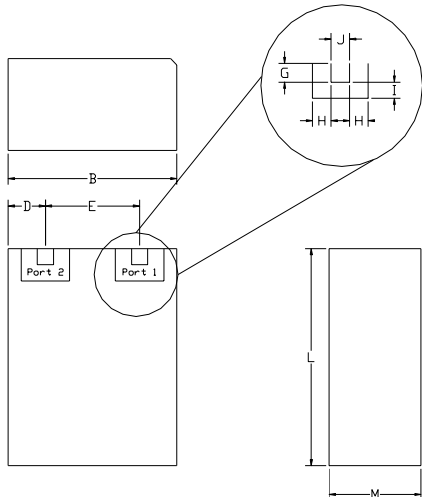
Note: Supplier shall test each filter to the critical electrical specifications of the above table. Any subsequent audits may deviate from in value due to measurement repeatability among different test systems. Such deviations shall not exceed the following limits:

Specification Allowance	
Insertion Loss	0.1 dB
Return Loss	1.0 dB
Stopbands	1.0 dB

\*This product is covered by one or more of the following U.S. and foreign patents including: US 4,692,726;US 4,742,562; US 4,800,348;US 4,829,274;US 5,146,193;EP 0573597;DE 0573597;FR 0573597;JP 508149/92;KR 142171;US 5,162,760;US 5,218,329;US 5,250,916;US 5,327,109;US 5,488,335;CA 2114029;FR 9306297;GB 2273393;JP 3205337;KR 115113;CN 93106228.4;US 5,512,866;EP 0706719;DE 0706719;FR 0706719;GB 0706719;CN 95190359.4;US 5,602,518;US 5,721,520;US 5,745,018;EP 0910875;DE 0910875;DK 0910875;FR 0910875;GB 0910875;IE 0910875;JP 505182/98;KR 10-323013;US 5,994,978;US 6,462,629;CN 00810420.4;US 6,559,735;US 6,650,202;US 6,834,429. Other US and foreign patents pending.

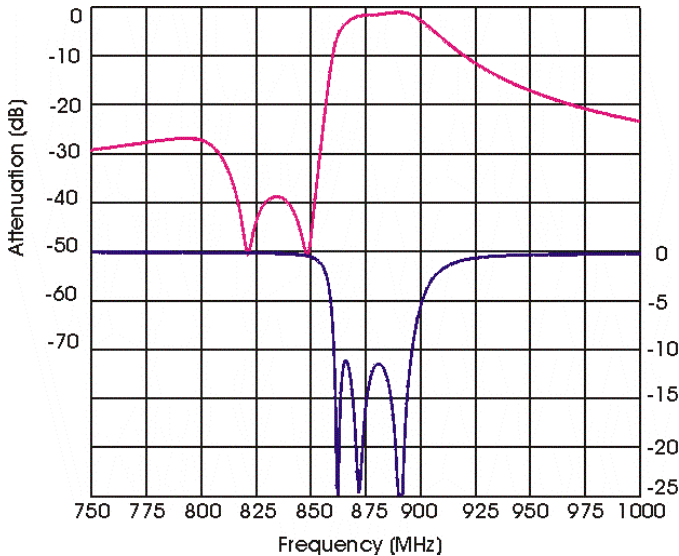
©CTS Corporation 2006 reserves all copyrights in the layout, design and configuration of the patterns on this product.\*

## Mechanical Drawing

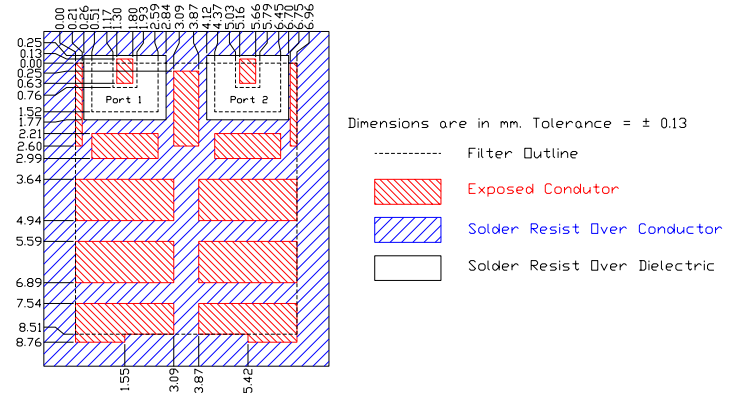


Dim	Nominal (mm)	Tolerance (mm) +/- or max
A		
B	7.05	max
C		
D	1.55	0.25
E	3.86	0.13
F		
G	0.76	0.13
H	0.66	0.13
I	0.76	0.13
J	0.76	0.13
K		
L	8.71	max
M	3.93	max

## Electrical response

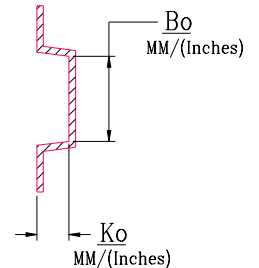
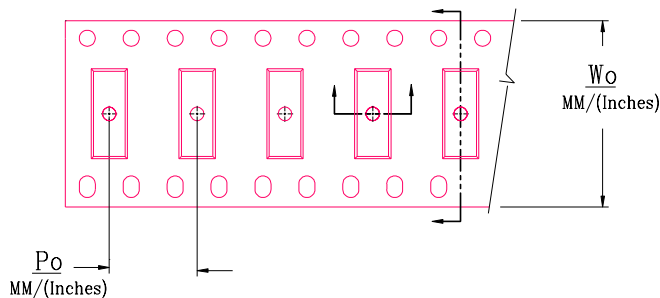


## PCB Layout

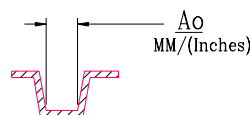
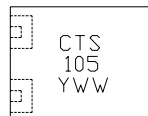


## Packaging and Marking

DIMENSION	UNITS	SPECIFICATION
REEL DIAMETER	mm	330
REEL WEIGHT	kg	0.346
REEL QUANTITY	ea.	500



Customer Feed Direction



MODEL NO.	W <sub>0</sub>	A <sub>0</sub>	B <sub>0</sub>	K <sub>0</sub>	P <sub>0</sub>
CER0104	0.945/24.0	0.366/9.30	0.291/7.40	0.176/4.47	0.630/16.0