

1050524-1 ✓ ACTIVE

## AMP SMA

TE Internal #: 1050524-1

SMA RF Interface, Plug, 50  $\Omega$ , RG 402 Semi-Rigid, Threaded, 18 GHz Operating Frequency, Cable-to-Cable, 1 Position, Sealable, Wire & Cable, AMP SMA

[View on TE.com >](#)



Connectors > RF Connectors > Coax Connectors



RF Interface: **SMA**

RF Connector Style: **Plug**

RF Connector Mated Outer Diameter (Approximate): **6.35 mm [ .25 in ]**

Impedance: **50  $\Omega$**

Compatible With RF Cable Type: **RG 402 Semi-Rigid**

### Features

#### Product Type Features

Connector Product Type	Connector Assembly
Connector Seal & Plug Type	Gasket
RF Interface	SMA
RF Connector Style	Plug
Compatible With RF Cable Type	RG 402 Semi-Rigid
Connector System	Cable-to-Cable
Sealable	Yes
Connector & Contact Terminates To	Wire & Cable

#### Configuration Features

Number of Positions	1
Number of Coaxial Contacts	1

#### Electrical Characteristics

Impedance	50 $\Omega$
-----------	-------------

#### Body Features



Cable Connector Orientation	Straight
Body Material	Stainless Steel
Body Plating Material	Gold

#### Contact Features

RF Connector Center Contact Underplating Material	Copper, Nickel
RF Connector Center Contact Plating Material	Gold
RF Connector Center Contact Material	Beryllium Copper

#### Termination Features

Termination Method to Wire & Cable	Solder
------------------------------------	--------

#### Mechanical Attachment

RF Connector Coupling Mechanism	Threaded
Connector Mounting Type	Cable Mount (Free-Hanging)
RF Contact Captivation Method	Mechanical
Detent	Without

#### Dimensions

Product Length	11.18 mm[.44 in]
RF Connector Mated Outer Diameter (Approximate)	6.35 mm[.25 in]

#### Usage Conditions

Operating Temperature Range	-65 – 125 °C[-85 – 257 °F]
-----------------------------	----------------------------

#### Operation/Application

Operating Frequency	18 GHz
---------------------	--------

#### Packaging Features

Packaging Method	Carton
------------------	--------

#### Other

Coupling Nut Plating Material	Gold
Coupling Nut Base Material	Stainless Steel
Gasket Material	Silicone Rubber
Dielectric Material	PTFE

#### Product Compliance

For compliance documentation, visit the product page on [TE.com](https://www.te.com)>











EU RoHS Directive 2011/65/EU	Compliant with Exemptions
EU ELV Directive 2000/53/EC	Compliant with Exemptions
China RoHS 2 Directive MIIT Order No 32, 2016	Restricted Materials Above Threshold
EU REACH Regulation (EC) No. 1907/2006	<p>Current ECHA Candidate List: JUNE 2023 (235)</p> <p>Candidate List Declared Against: JAN 2023 (233)</p> <p>SVHC &gt; Threshold: Pb (3.7% in Component Part)</p> <p><b>Article Safe Usage Statements:</b> Do not eat, drink or smoke when using this product. Wash thoroughly after handling. Recycle if possible and dispose of the article by following all applicable governmental regulations relevant to your geographic location.</p>
Halogen Content	BFR/CFR/PVC Free, but Br/Cl >900 ppm in other sources.
Solder Process Capability	Not applicable for solder process capability

Product Compliance Disclaimer

This information is provided based on reasonable inquiry of our suppliers and represents our current actual knowledge based on the information they provided. This information is subject to change. The part numbers that TE has identified as EU RoHS compliant have a maximum concentration of 0.1% by weight in homogenous materials for lead, hexavalent chromium, mercury, PBB, PBDE, DBP, BBP, DEHP, DIBP, and 0.01% for cadmium, or qualify for an exemption to these limits as defined in the Annexes of Directive 2011/65/EU (RoHS2). Finished electrical and electronic equipment products will be CE marked as required by Directive 2011/65/EU. Components may not be CE marked. Additionally, the part numbers that TE has identified as EU ELV compliant have a maximum concentration of 0.1% by weight in homogenous materials for lead, hexavalent chromium, and mercury, and 0.01% for cadmium, or qualify for an exemption to these limits as defined in the Annexes of Directive 2000/53/EC (ELV). Regarding the REACH Regulation, the information TE provides on SVHC in articles for this part number is based on the latest European Chemicals Agency (ECHA) 'Guidance on requirements for substances in articles' posted at this URL: <https://echa.europa.eu/guidance-documents/guidance-on-reach>

## Compatible Parts

 <p>TE Part # 1052566-1 2052 1618 02,SMA FM JACK RECPT</p>	 <p>TE Part # 1050548-1 2001 5032 02</p>	 <p>TE Part # 1052422-1 2052 0000 02,SMA FM JACK RECPT</p>	 <p>TE Part # 1053354-1 2062 0000 00,SMA PCB VERT JACK</p>
 <p>TE Part # 1050859-1 2002 5016 00</p>	 <p>TE Part # 1052098-1 2037 5100 02</p>	 <p>TE Part # 1052552-1 2052 1352 02,SMA FM JACK RECPT</p>	 <p>TE Part # 1053635-1 2081 0000 02</p>




TE Part # 2016682-2  
RF CA,UMCC1 TO SMA JACK,1.13MM,  
L100MM



TE Part # 2016682-4  
RF CA,UMCC1 TO SMA JACK,1.13MM,  
L200MM



TE Part # 2016694-2  
RF CA,UMCC4 TO SMA JACK,1.13MM,  
L100MM



TE Part # 2081570-1  
2.92MM JACK 2 HOLE FLANGE  
RECEPTACLE



TE Part # 2081570-2  
2.92MM JACK 2 HOLE FLANGE  
RECEPTACLE



TE Part # 1050547-1  
2001 5032 00



TE Part # 6274096-1  
JACK ASSEMBLY, ACTION PIN, SMA



TE Part # 1050525-1  
2001 5003 02,SMA CABLE PLUG



TE Part # 2081005-1  
ASSY. SMA JACK PCB EDGE MOUNT



TE Part # 1054869-1  
2084 0000 02




TE Part # 1052689-1  
2052 3502 02,SMA JACK RECPT




TE Part # 1052902-1  
2052 5674 02


Also in the Series | AMP SMA




Battery Holders(1)



Coax Connectors(296)



Connector Savers & Adapters(12)



Rack & Panel Ferrules & Inserts(1)



RF Cable Assemblies(2)



RF Connector Hardware(2)



RF Connector Launchers(8)

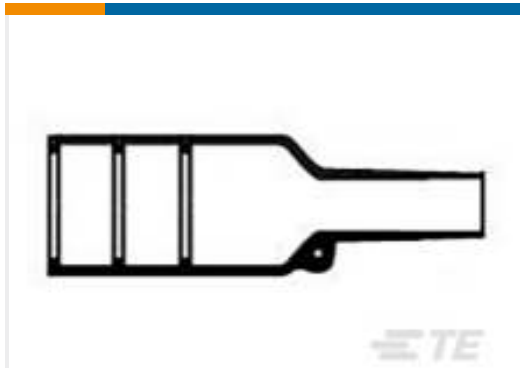


RF Connector Shrouds(3)



RF Terminators(1)

## Customers Also Bought



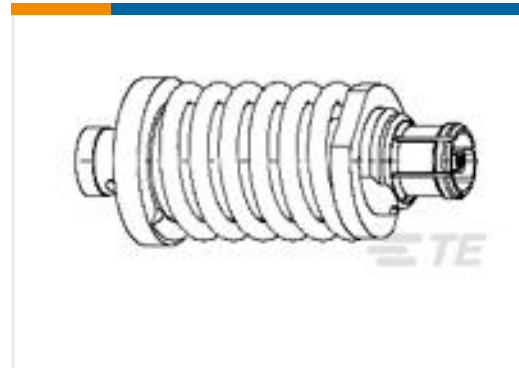
TE Part #879222-000  
Bulbous Heat Shrink Boots: Lipped, Straight



TE Part #1-640250-0  
10P SL156 HSG W/LCK RAMP NATL



TE Part #1-6609104-7  
PE0S0SS6B=C1165



TE Part #1996771-1  
SMPM STR CBL JACK



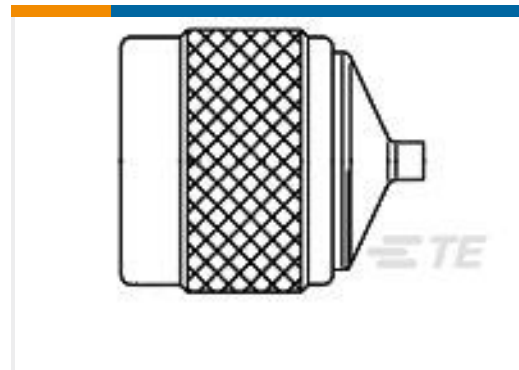
TE Part #7-1393117-9  
KUP-14A15-24=KU



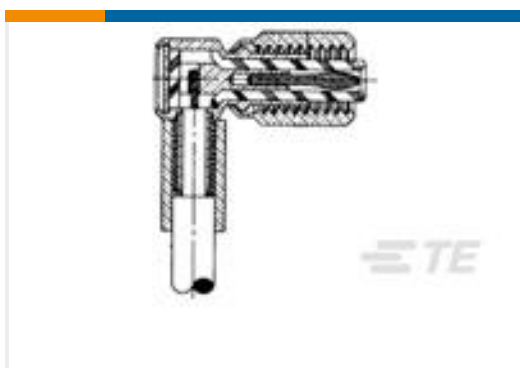
TE Part #2302339-1  
NanoRF SKT CONTACT, DAUGHTER CARD



TE Part #2302345-1  
NanoRF PIN CONTACT, BACKPLANE CARD



TE Part #1046234-1  
SCD,1250 1119 00,N



TE Part #1495009-1  
142-0002-0001

## Documents

### Product Drawings

[2001 5003 00,SMA CABLE PLUG](#)

English

### CAD Files

[3D PDF](#)

[3D](#)

### Customer View Model

[ENG\\_CVM\\_CVM\\_1050524-1\\_B\\_c-1050524-1-b.2d\\_dxf.zip](#)



English

**Customer View Model**

[ENG\\_CVM\\_CVM\\_1050524-1\\_B\\_c-1050524-1-b.3d\\_igs.zip](#)

English

**Customer View Model**

[ENG\\_CVM\\_CVM\\_1050524-1\\_B\\_c-1050524-1-b.3d\\_stp.zip](#)

English

By downloading the CAD file I accept and agree to the [Terms and Conditions](#) of use.

---

**Datasheets & Catalog Pages**

[SMA Connectors](#)

English

---

**Instruction Sheets**

[Instruction Sheet \(U.S.\)](#)

English

[OSM Straight Cable Plug Direct Solder Attachment 1311057-1, 1050524-1, 1050525-1, 1313537-1, 1044533-1, 1327520-1, 1313725-1, and 1222331-1](#)

English