




MINIPAK

TE Internal #: 2-1926739-5

Rectangular Power Connectors, Header, Receptacle, Board-to-Board, 85 Position, 2.75 mm / 2 mm [.079 in / .108 in] Centerline, Printed Circuit Board

[View on TE.com >](#)

Connectors > Power Connectors > Rectangular Power > Rectangular Power Connectors



Rectangular Power Connector Type: **Header**
 Connector & Housing Type: **Receptacle**
 Connector System: **Board-to-Board**
 Number of Positions: **85**
 Centerline (Pitch): **2 mm, 2.75 mm [.079 in, .108 in]**

Features

Product Type Features

| | |
|-----------------------------------|-----------------------|
| Rectangular Power Connector Type | Header |
| Connector & Housing Type | Receptacle |
| Connector System | Board-to-Board |
| Sealable | No |
| Connector & Contact Terminates To | Printed Circuit Board |

Configuration Features

| | |
|--|------------------------|
| Number of Positions by Circuit Application | 25/Signal, 10/DC Power |
| Number of Positions | 85 |
| PCB Mount Orientation | Right Angle |
| Number of Power Positions | 10 |
| Number of Signal Positions | 25 |
| Number of Rows | 5 |
| Board-to-Board Configuration | Co-Planar |

Electrical Characteristics



| | |
|-------------------|---------|
| Operating Voltage | 250 VDC |
|-------------------|---------|

Contact Features

| | |
|---|-------------------------|
| PCB Contact Termination Area Plating Material Thickness | .5 μ m[20 μ in] |
|---|-------------------------|

| | |
|---|---------------------------|
| Contact Underplating Material Thickness | 1.27 μ m[50 μ in] |
|---|---------------------------|

| | |
|--------------------------------------|------|
| Contact Mating Area Plating Material | Gold |
|--------------------------------------|------|

| | |
|----------------------|-------------|
| Contact Shape & Form | Single Beam |
|----------------------|-------------|

| | |
|-------------------------------|--------|
| Contact Underplating Material | Nickel |
|-------------------------------|--------|

| | |
|-----------------------|--------|
| Contact Base Material | Copper |
|-----------------------|--------|

| | |
|------------------------------|------|
| Contact Current Rating (Max) | 17 A |
|------------------------------|------|

| | |
|----------------------------------|------|
| Contact Retention Within Housing | With |
|----------------------------------|------|

| | |
|--------------|------------|
| Contact Type | Receptacle |
|--------------|------------|

| | |
|---|-----|
| PCB Contact Termination Area Plating Material | Tin |
|---|-----|

| | |
|--|--------------------------|
| Contact Mating Area Plating Material Thickness | .76 μ m[30 μ in] |
|--|--------------------------|

Termination Features

| | |
|--------------------------------|----------------|
| Termination Post & Tail Length | 3.3 mm[.13 in] |
|--------------------------------|----------------|

| | |
|---|---|
| Termination Method to Printed Circuit Board | Through Hole - Press-Fit, Through Hole - Solder |
|---|---|

Mechanical Attachment

| | |
|--------------------------|-------------|
| PCB Mount Alignment Type | Screw Mount |
|--------------------------|-------------|

| | |
|-----------------------|---------------|
| Mating Alignment Type | Passive Guide |
|-----------------------|---------------|

| | |
|------------------|---------|
| Mating Retention | Without |
|------------------|---------|

| | |
|------------------|------|
| Mating Alignment | With |
|------------------|------|

| | |
|---------------------|------|
| PCB Mount Alignment | With |
|---------------------|------|

| | |
|---------------------|------|
| PCB Mount Retention | With |
|---------------------|------|

| | |
|--------------------------|-------------|
| PCB Mount Retention Type | Screw Mount |
|--------------------------|-------------|

| | |
|-------------------------|-------------|
| Connector Mounting Type | Board Mount |
|-------------------------|-------------|

Housing Features

| | |
|--------------------|---------------------------------|
| Centerline (Pitch) | 2 mm, 2.75 mm[.079 in][.108 in] |
|--------------------|---------------------------------|

| | |
|---------------|-------|
| Housing Color | Black |
|---------------|-------|

| | |
|------------------|---------------|
| Housing Material | Thermoplastic |
|------------------|---------------|

Dimensions

| | |
|------------------|---------------|
| Connector Height | 8 mm[.315 in] |
|------------------|---------------|

| | |
|-----------------------------|----------------|
| PCB Thickness (Recommended) | .06 mm[1.4 in] |
|-----------------------------|----------------|



| | |
|--------------------|--------------------|
| Product Width | 36.5 mm[1.437 in] |
| Product Length | 51.74 mm[2.037 in] |
| Row-to-Row Spacing | 2 mm[.079 in] |

Usage Conditions

| | |
|-----------------------------|----------------------------|
| Operating Temperature Range | -40 – 125 °C[-40 – 257 °F] |
|-----------------------------|----------------------------|

Operation/Application

| | |
|---------------------|----------------|
| Circuit Application | Power & Signal |
|---------------------|----------------|

Industry Standards

| | |
|------------------------|-------------------------------|
| CSA Rating | Certified |
| UL Rating | Recognized |
| Agency/Standard | CSA |
| Approved Standards | UL E28476 |
| UL Flammability Rating | UL 94V-0 |
| Glow Wire Rating | Standard Part - Not Glow Wire |

Packaging Features

| | |
|------------------|-----|
| Packaging Method | Box |
|------------------|-----|

Product Compliance

[For compliance documentation, visit the product page on TE.com>](#)

| | |
|---|--|
| EU RoHS Directive 2011/65/EU | Compliant |
| EU ELV Directive 2000/53/EC | Compliant |
| China RoHS 2 Directive MIIT Order No 32, 2016 | No Restricted Materials Above Threshold |
| EU REACH Regulation (EC) No. 1907/2006 | Current ECHA Candidate List: JUNE 2023 (235) Candidate List Declared Against: JAN 2023 (233) Does not contain REACH SVHC |
| Halogen Content | Not Low Halogen - contains Br or Cl > 900 ppm. |
| Solder Process Capability | Not reviewed for solder process capability |

Product Compliance Disclaimer

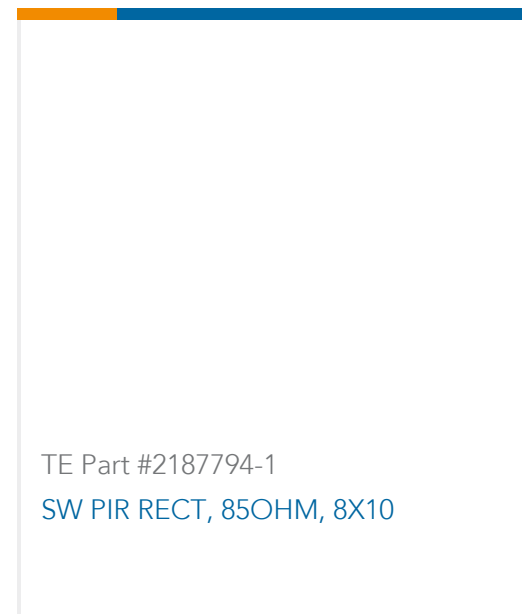
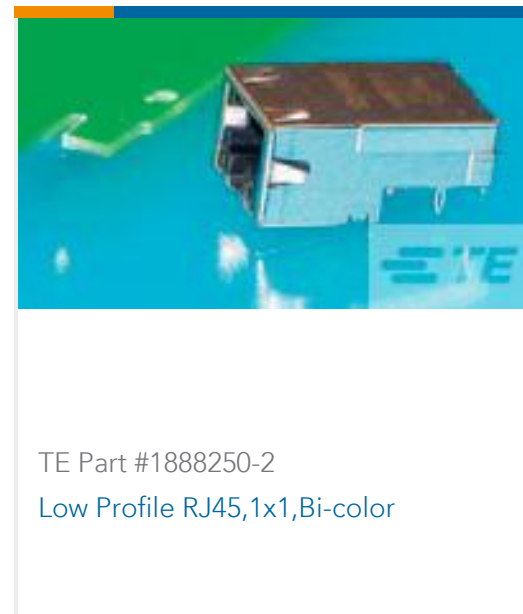
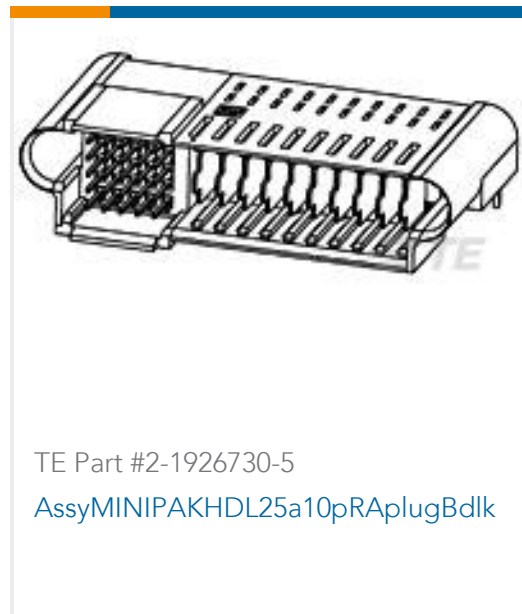
This information is provided based on reasonable inquiry of our suppliers and represents our current actual knowledge based on the information they provided. This information is subject to change. The part numbers that TE has identified as EU RoHS compliant have a maximum concentration of 0.1% by weight in homogenous materials for lead, hexavalent chromium, mercury, PBB, PBDE, DBP, BBP, DEHP, DIBP, and 0.01% for cadmium, or qualify for an exemption to these limits as defined in the Annexes of Directive 2011/65/EU (RoHS2). Finished electrical and electronic equipment products

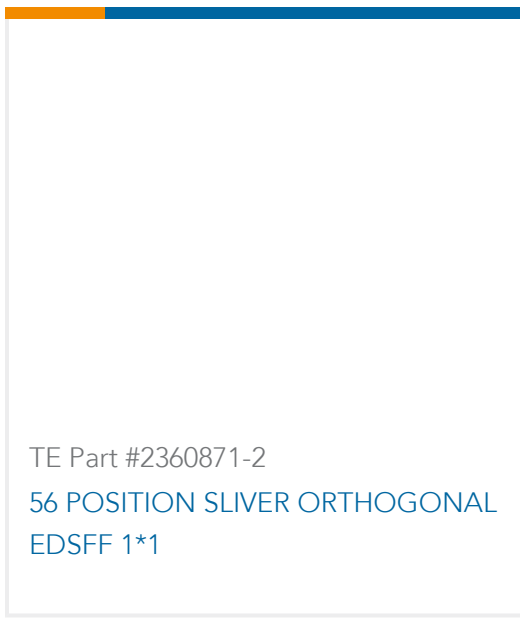
will be CE marked as required by Directive 2011/65/EU. Components may not be CE marked. Additionally, the part numbers that TE has identified as EU ELV compliant have a maximum concentration of 0.1% by weight in homogenous materials for lead, hexavalent chromium, and mercury, and 0.01% for cadmium, or qualify for an exemption to these limits as defined in the Annexes of Directive 2000/53/EC (ELV). Regarding the REACH Regulation, the information TE provides on SVHC in articles for this part number is based on the latest European Chemicals Agency (ECHA) 'Guidance on requirements for substances in articles' posted at this URL: <https://echa.europa.eu/guidance-documents/guidance-on-reach>

Compatible Parts



Customers Also Bought





Documents

Product Drawings

[AssyMinipak Hdl25s10pRARecptSc](#)

English

CAD Files

[3D PDF](#)

3D

Customer View Model

[ENG_CVM_CVM_2-1926739-5_2_c-2-1926739-5-2.2d_dxf.zip](#)

English

Customer View Model

[ENG_CVM_CVM_2-1926739-5_2_c-2-1926739-5-2.3d_igs.zip](#)

English

Customer View Model

[ENG_CVM_CVM_2-1926739-5_2_c-2-1926739-5-2.3d_stp.zip](#)

English

By downloading the CAD file I accept and agree to the [Terms and Conditions](#) of use.

Product Specifications

[Application Specification](#)

English

Product Environmental Compliance

[MD_2-1926739-5_022420192316_dmtec](#)

English

[MD_2-1926739-5_022420192316_dmtec](#)

English