

# MKDSP 1,5/ 8

Order No.: 1730078


The figure shows a 10-position version of the product



<http://eshop.phoenixcontact.de/phoenix/treeViewClick.do?UID=1730078>

PC terminal block, Nominal current: 17.5 A, Nom. voltage: 250 V, Pitch: 5 mm, Number of positions: 8, Type of connection: Screw connection, Mounting: Soldering, Conductor/PCB connection direction: 0 °, Color: green

## Commercial data

|                          |  |
|--------------------------|--|
| GTIN (EAN)               | <br>4 017918 026172 |
| sales group              | E010   |
| Pack                     | 50 pcs.  |
| Customs tariff           | 85369010   |
| Catalog page information | Page 63 (CC-2009)  |

## Product notes

WEEE/RoHS-compliant since:  
01/01/2003



<http://www.download.phoenixcontact.com>  
Please note that the data given here has been taken from the online catalog. For comprehensive information and data, please refer to the user documentation. The General Terms and Conditions of Use apply to Internet downloads.

## Technical data

### Dimensions / positions

|             |          |
|-------------|----------|
| Length      | 11.15 mm |
| Pitch       | 5 mm     |
| Dimension a | 40 mm    |

|                        |              |
|------------------------|--------------|
| Number of positions    | 8            |
| Pin dimensions         | 0,9 x 0,9 mm |
| Hole diameter          | 1.3 mm       |
| Screw thread           | M3           |
| Tightening torque, min | 0.5 Nm       |
| Tightening torque max  | 0.6 Nm       |

**Technical data**

|                                     |                     |
|-------------------------------------|---------------------|
| Range of articles                   | MKDSP 1,5           |
| Insulating material group           | I                   |
| Rated surge voltage (III/3)         | 4 kV                |
| Rated surge voltage (III/2)         | 4 kV                |
| Rated surge voltage (II/2)          | 4 kV                |
| Rated voltage (III/2)               | 400 V               |
| Rated voltage (II/2)                | 630 V               |
| Connection in acc. with standard    | EN-VDE              |
| Nominal current $I_N$               | 17.5 A              |
| Nominal voltage $U_N$               | 250 V               |
| Nominal cross section               | 1.5 mm <sup>2</sup> |
| Maximum load current                | 22 A                |
| Insulating material                 | PA                  |
| Inflammability class acc. to UL 94  | V0                  |
| Internal cylindrical gage           | A1                  |
| Stripping length                    | 7 mm                |
| Nominal voltage, UL/CUL Use Group B | 300 V               |
| Nominal current, UL/CUL Use Group B | 10 A                |
| Nominal voltage, UL/CUL Use Group D | 300 V               |
| Nominal current, UL/CUL Use Group D | 10 A                |

**Connection data**

|  |                      |
|--|----------------------|
| Conductor cross section solid min.   | 0.14 mm <sup>2</sup> |
| Conductor cross section solid max.   | 2.5 mm <sup>2</sup>  |
| Conductor cross section stranded min.                                      | 0.14 mm <sup>2</sup> |
| Conductor cross section stranded max.                                      | 1.5 mm <sup>2</sup>  |
| Conductor cross section stranded, with ferrule without plastic sleeve min. | 0.25 mm <sup>2</sup> |

|   |                      |
|---|----------------------|
| Conductor cross section stranded, with ferrule without plastic sleeve max.              | 1.5 mm <sup>2</sup>  |
| Conductor cross section stranded, with ferrule with plastic sleeve min.                 | 0.25 mm <sup>2</sup> |
| Conductor cross section stranded, with ferrule with plastic sleeve max.                 | 1.5 mm <sup>2</sup>  |
| Conductor cross section AWG/kcmil min.  | 26                   |
| Conductor cross section AWG/kcmil max   | 14                   |
| 2 conductors with same cross section, solid min.  | 0.14 mm <sup>2</sup> |
| 2 conductors with same cross section, solid max.  | 1 mm <sup>2</sup>    |
| 2 conductors with same cross section, stranded min.                                     | 0.14 mm <sup>2</sup> |
| 2 conductors with same cross section, stranded max.                                     | 0.75 mm <sup>2</sup> |
| 2 conductors with same cross section, stranded, ferrules without plastic sleeve, min.   | 0.25 mm <sup>2</sup> |
| 2 conductors with same cross section, stranded, ferrules without plastic sleeve, max.   | 0.5 mm <sup>2</sup>  |
| 2 conductors with same cross section, stranded, TWIN ferrules with plastic sleeve, min. | 0.5 mm <sup>2</sup>  |
| 2 conductors with same cross section, stranded, TWIN ferrules with plastic sleeve, max. | 1 mm <sup>2</sup>    |
| Minimum AWG according to UL/CUL   | 30                   |
| Maximum AWG according to UL/CUL   | 14                   |

### Certificates / Approvals



Certification

CB, CCA, CSA, CUL, GOST, SEV, UL

### Accessories

| Item           | Designation  | Description   |
|----------------|--------------|---|
| <b>General</b> |              |   |
| 1733169        | EBP 2- 5     | Insertion bridge, fully insulated, for plug connectors with 5.0 or 5.08 mm pitch, no. of positions: 2 |
| 1718207        | ST-MKDSP 3/5 | Test plugs  |

**Marking**

|         |                       |   |
|---------|-----------------------|---|
| 0804183 | SK 5/3,8:FORTL.ZAHLEN | Marker card, printed horizontally, self-adhesive, 12 identical decades marked 1-10, 11-20 etc. up to 91-(99)100, sufficient for 120 terminal blocks |
|---------|-----------------------|---|

**Plug/Adapter**

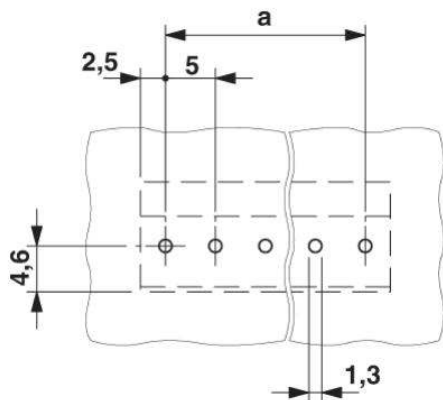
|         |              |                            |
|---------|--------------|----------------------------|
| 0201744 | MPS-MT       | Test plugs                 |
| 0201647 | RPS          | Reducing plug, Color: gray |
| 1301355 | SPB 10-MKDSP | Accessories                |

**Tools**

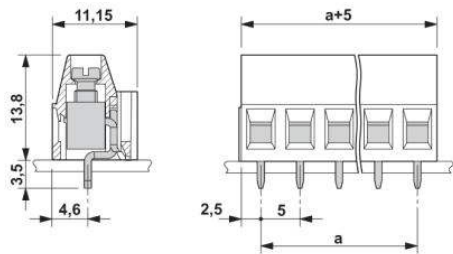
|         |             |  |
|---------|-------------|--|
| 1205053 | SZS 0,6X3,5 | Actuation tool, for ST terminal blocks, insulated, also suitable for use as a bladed screwdriver, size: 0.6 x 3.5 x 100 mm, 2-component grip, with non-slip grip |
|---------|-------------|--|

**Diagrams/Drawings**

Drilling plan/solder pad geometry



Dimensioned drawing



**Address**

PHOENIX CONTACT Inc., USA  
586 Fulling Mill Road  
Middletown, PA 17057, USA  
Phone (800) 888-7388  
Fax (717) 944-1625  
<http://www.phoenixcon.com>



© 2010 Phoenix Contact  
Technical modifications reserved;