

## Printed-circuit board connector - PC 4 HV/11-STF-7,62 - 1880164

Please be informed that the data shown in this PDF Document is generated from our Online Catalog. Please find the complete data in the user's documentation. Our General Terms of Use for Downloads are valid (<http://phoenixcontact.com/download>)

Plug component, Nominal current: 20 A, Rated voltage (III/2): 1000 V, Number of positions: 11, Pitch: 7.62 mm, Connection method: Screw connection, Color: green, Contact surface: Tin



The figure shows a 5-pos. version of the product



### Key commercial data

Packing unit	1 pc
Weight per Piece (excluding packing)	55.5 GRM
Custom tariff number	85366990
Country of origin	Germany

### Technical data

#### Dimensions

Height	19.7 mm
Pitch	7.62 mm
Dimension a	76.2 mm

#### General

Range of articles	PC 4 HV/...-STF
Insulating material group	I
Rated surge voltage (III/3)	8 kV
Rated surge voltage (III/2)	8 kV
Rated surge voltage (II/2)	6 kV
Rated voltage (III/3)	800 V
Rated voltage (III/2)	1000 V
Rated voltage (II/2)	1000 V
Connection in acc. with standard	EN-VDE
Nominal current $I_N$	20 A

# Printed-circuit board connector - PC 4 HV/11-STF-7,62 - 1880164

## Technical data

### General

Nominal cross section	4 mm <sup>2</sup>
Maximum load current	20 A
Insulating material	PA
Inflammability class according to UL 94	V0
Internal cylindrical gage	A4
Stripping length	10 mm
Number of positions	11
Screw thread	M3
Tightening torque, min	0.5 Nm
Tightening torque max	0.6 Nm

### Connection data

Conductor cross section solid min.	0.2 mm <sup>2</sup>
Conductor cross section solid max.	4 mm <sup>2</sup>
Conductor cross section stranded min.	0.2 mm <sup>2</sup>
Conductor cross section stranded max.	4 mm <sup>2</sup>
Conductor cross section stranded, with ferrule without plastic sleeve min.	0.25 mm <sup>2</sup>
Conductor cross section stranded, with ferrule without plastic sleeve max.	4 mm <sup>2</sup>
Conductor cross section stranded, with ferrule with plastic sleeve min.	0.25 mm <sup>2</sup>
Conductor cross section stranded, with ferrule with plastic sleeve max.	4 mm <sup>2</sup>
Conductor cross section AWG/kcmil min.	24
Conductor cross section AWG/kcmil max	10
2 conductors with same cross section, solid min.	0.2 mm <sup>2</sup>
2 conductors with same cross section, solid max.	2.5 mm <sup>2</sup>
2 conductors with same cross section, stranded min.	0.2 mm <sup>2</sup>
2 conductors with same cross section, stranded max.	1.5 mm <sup>2</sup>
2 conductors with same cross section, stranded, ferrules without plastic sleeve, min.	0.25 mm <sup>2</sup>
2 conductors with same cross section, stranded, ferrules without plastic sleeve, max.	1.5 mm <sup>2</sup>
2 conductors with same cross section, stranded, TWIN ferrules with plastic sleeve, min.	0.5 mm <sup>2</sup>
2 conductors with same cross section, stranded, TWIN ferrules with plastic sleeve, max.	2.5 mm <sup>2</sup>
Minimum AWG according to UL/CUL	30
Maximum AWG according to UL/CUL	10

# Printed-circuit board connector - PC 4 HV/11-STF-7,62 - 1880164

## Classifications

### eCl@ss

eCl@ss 4.0	272607xx
eCl@ss 4.1	27260701
eCl@ss 5.0	27260701
eCl@ss 5.1	27260701
eCl@ss 6.0	27260704

### ETIM

ETIM 3.0	EC001121
ETIM 4.0	EC002638
ETIM 5.0	EC002638

### UNSPSC

UNSPSC 6.01	30211810
UNSPSC 7.0901	39121409
UNSPSC 11	39121409
UNSPSC 12.01	39121409
UNSPSC 13.2	39121409

## Approvals

### Approvals


#### Approvals

CSA / UL Recognized / cUL Recognized / GOST / GOST / cULus Recognized

#### Ex Approvals

#### Approvals submitted

### Approval details

		
	B	C
mm <sup>2</sup> /AWG/kcmil	28-10	28-10

# Printed-circuit board connector - PC 4 HV/11-STF-7,62 - 1880164

## Approvals

	B	C
Nominal current IN	20 A	20 A
Nominal voltage UN	600 V	600 V

UL Recognized

	B	C
mm <sup>2</sup> /AWG/kcmil	30-10	30-10
Nominal current IN	20 A	20 A
Nominal voltage UN	600 V	600 V

cUL Recognized

	B	C
mm <sup>2</sup> /AWG/kcmil	30-10	30-10
Nominal current IN	20 A	20 A
Nominal voltage UN	600 V	600 V

GOST

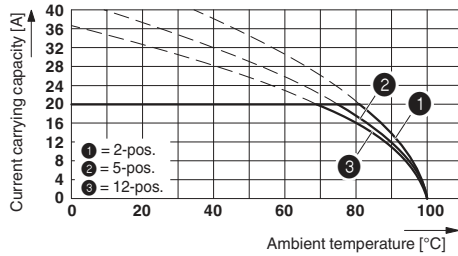
GOST

cULus Recognized

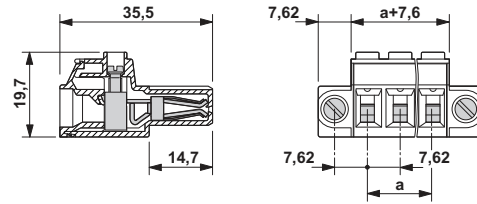
## Drawings

# Printed-circuit board connector - PC 4 HV/11-STF-7,62 - 1880164

Diagram



Dimensioned drawing



Derating curve for: PC 4 HV/...-ST-7,62 with PC 4/...-G-7,62