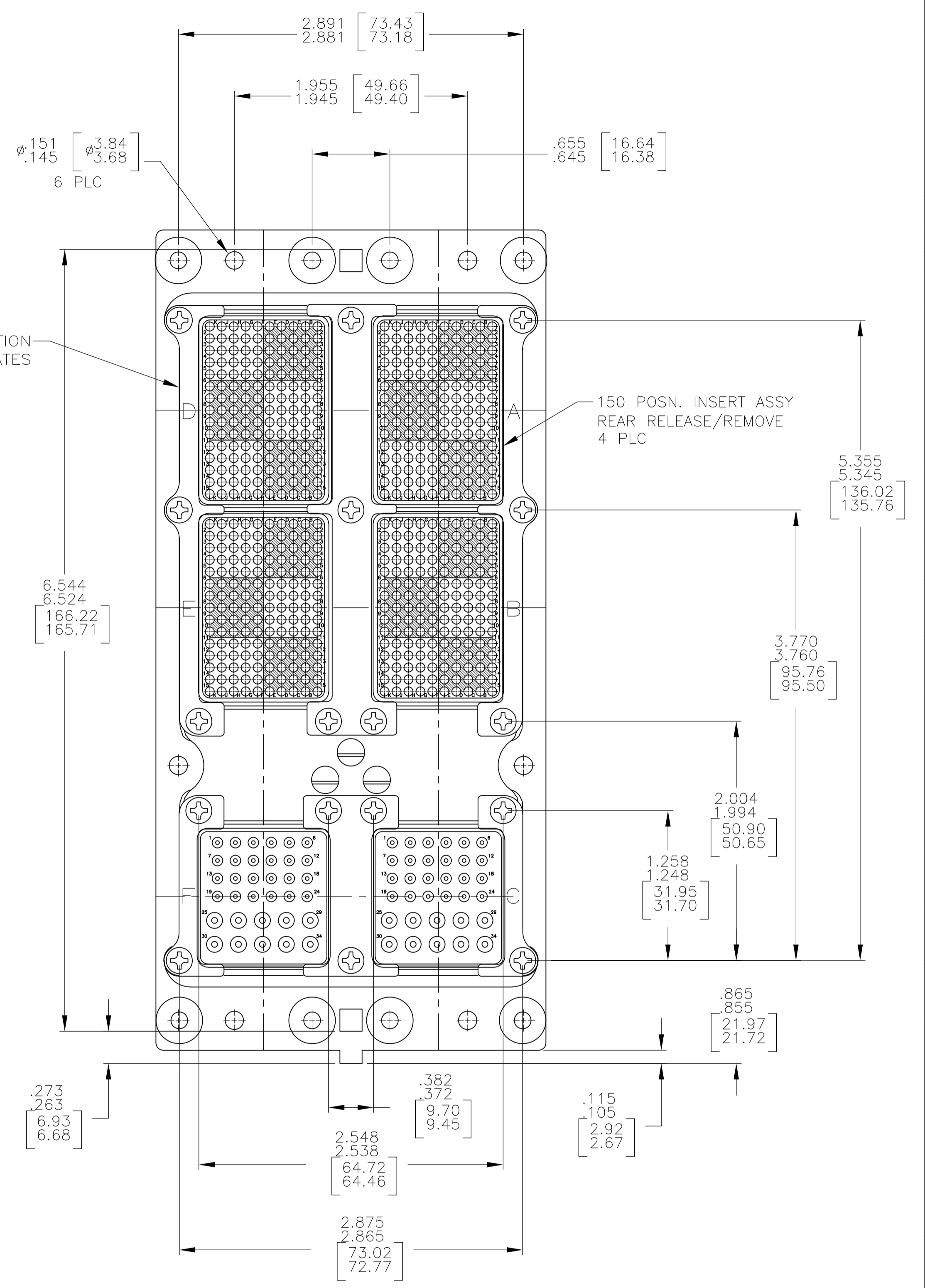
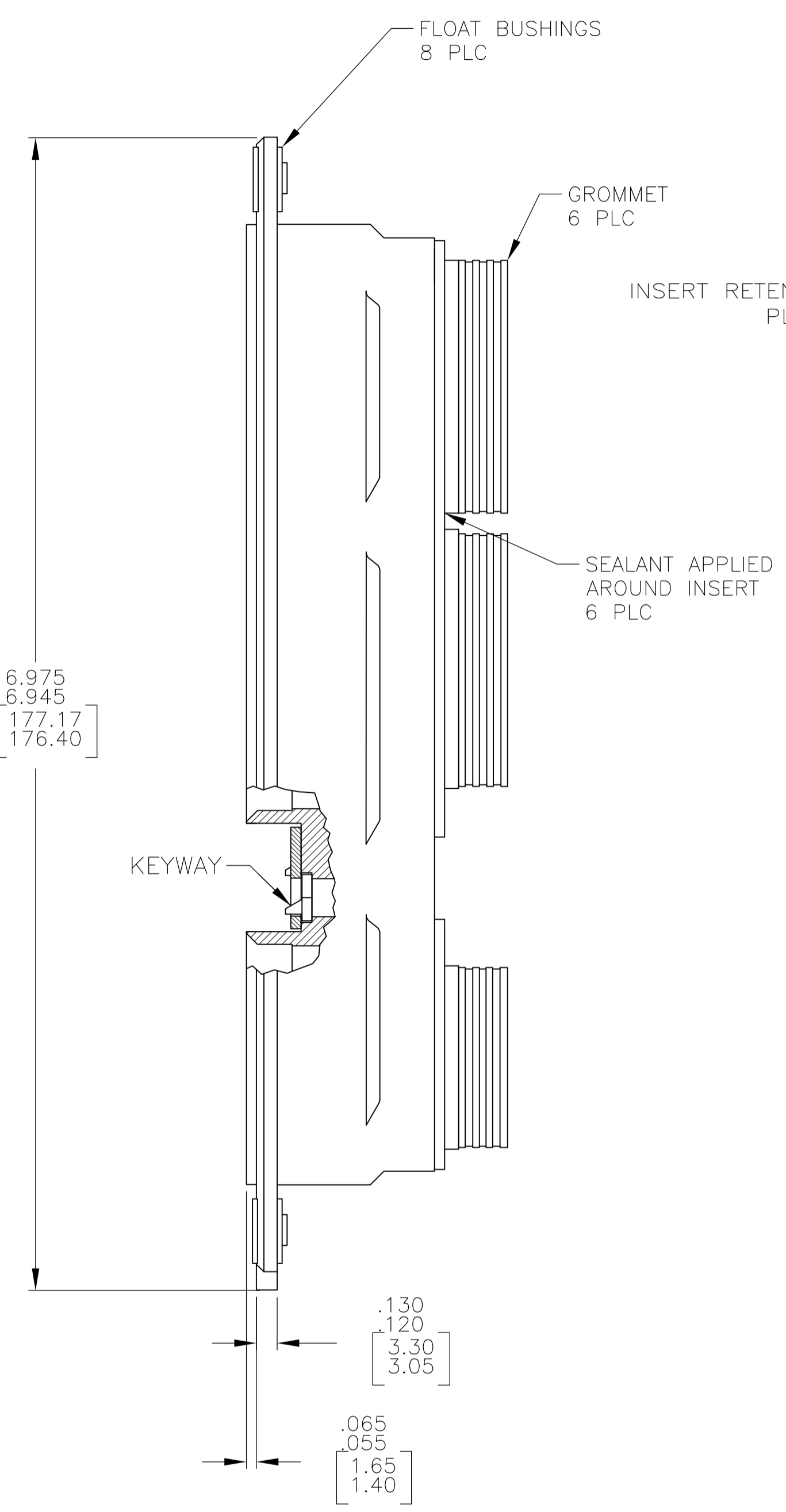
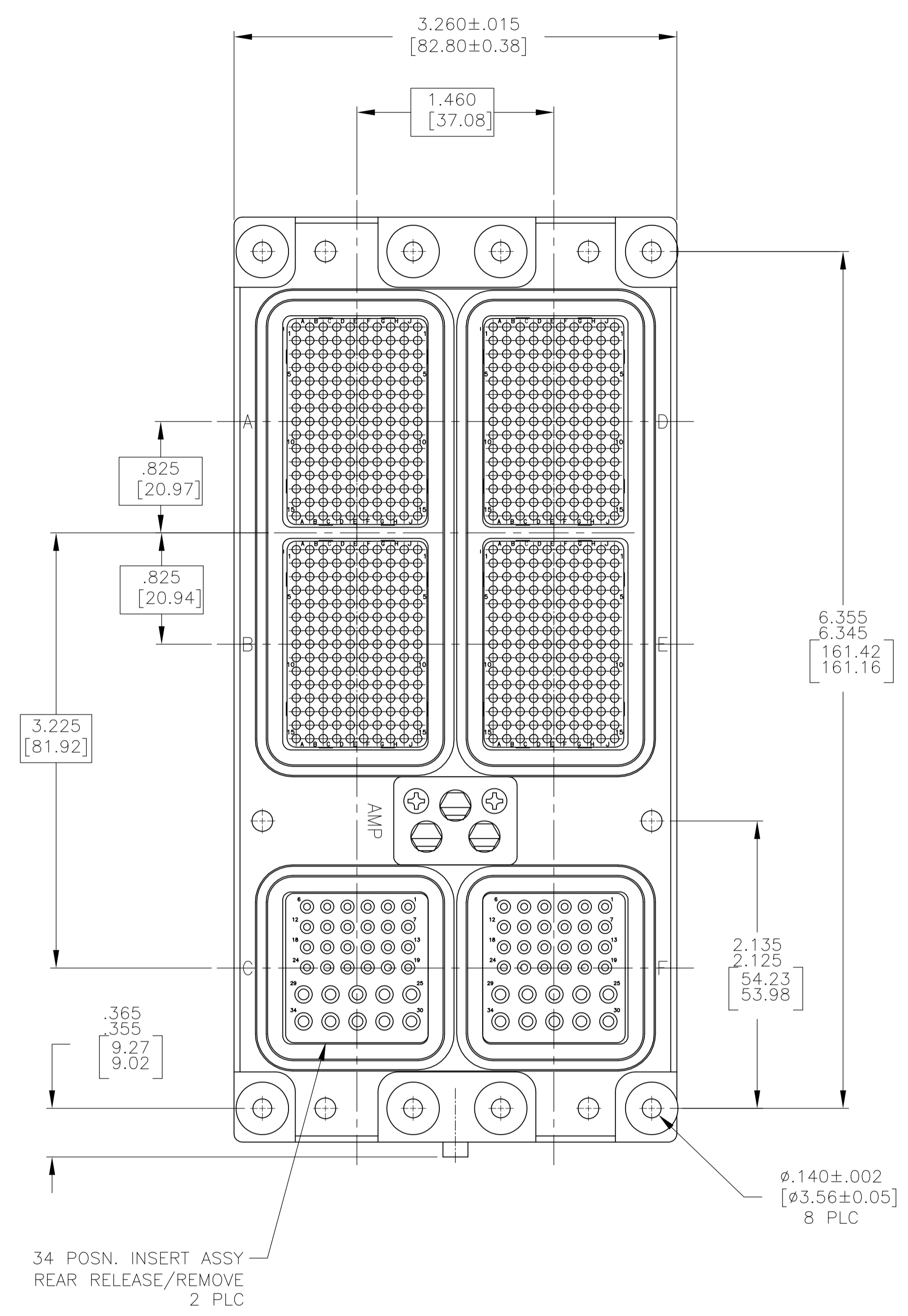


- CONNECTOR DIMENSIONS ARE PER ARINC 600 SPECIFICATION
- KEYING SHOWN IN POSITION "01" FOR REFERENCE ONLY. SEE TABLE FOR KEYING POSITION. FOR POSITION "00" KEYING SHIPPED UNASSEMBLED.
- DUST COVER (QTY=2; NOT SHOWN) INSTALLED ON CONNECTOR.
- CONTACTS ARE PACKAGED IN A SEPARATE CONTAINER (1996464-2 ONLY)



COMPONENT	MATERIAL	FINISH
SHELL	DIE CAST ALUMINUM PER ASTM-B-85	ELECTROLESS NICKEL PER MIL-C-26074 CLASS 4, GRADE B
RETENTION PLATES	ALUMINUM ALLOY PER ASTM-B-209	ELECTROLESS NICKEL PER MIL-C-26074 CLASS 4, GRADE B
SCREWS AND LOCKWASHERS	STEEL OR STAINLESS STEEL	CHROMATE OVER ZINC OR PASSIVATED
POLARIZING KEYS	ZINC ALLOY PER ASTM-B-86	-
POLARIZING KEY RETAINING PLATE	ALUMINUM ALLOY PER ASTM-B-209	BLUE ANODIZED PER MIL-A-8625
ALL INSERTS	THERMOSET	-

KEYING POSITION	CONTACTS INCLUDED AND NOT INSTALLED	PART NUMBER
01	MODULE A, B, D & E 208264-2 (SZ 22 CRIMP SOCKET CONTACT (QTY = 150 PER INSERT) MODULE C 208265-3 (SZ 20 CRIMP PIN CONTACT; QTY=24) 208268-3 (SZ 16 CRIMP PIN CONTACT; QTY=10) MODULE F 208265-3 (SZ 20 CRIMP PIN CONTACT; QTY=24) 208268-3 (SZ 16 CRIMP PIN CONTACT; QTY=10)	1996464-2
01	CONTACTS NOT INCLUDED	1996464-1
01	CONTACTS INCLUDED AND NOT INSTALLED	

THIS DRAWING IS A CONTROLLED DOCUMENT.

DIMENSIONS: INCHES [mm]	TOLERANCES UNLESS OTHERWISE SPECIFIED:	0 PLC ± .005	1 PLC ± .005	2 PLC ± .005	3 PLC ± .005	4 PLC ± .005	ANGLES ± .005
MATERIAL SEE TABLE	FINISH SEE TABLE	WEIGHT	APVD: K. THACKSTON	NAME: RCPT ASSY, SIZE 3, ARINC 600 (150/150/34/150/150/34) WITH FLOAT BUSHINGS	SIZE: A1	CAGE CODE: 1996464	RESTRICTED TO: -
CUSTOMER DRAWING		SCALE: 1.5:1	SHEET: 1 of 1	REV: B			