

179841-1 ✓ ACTIVE



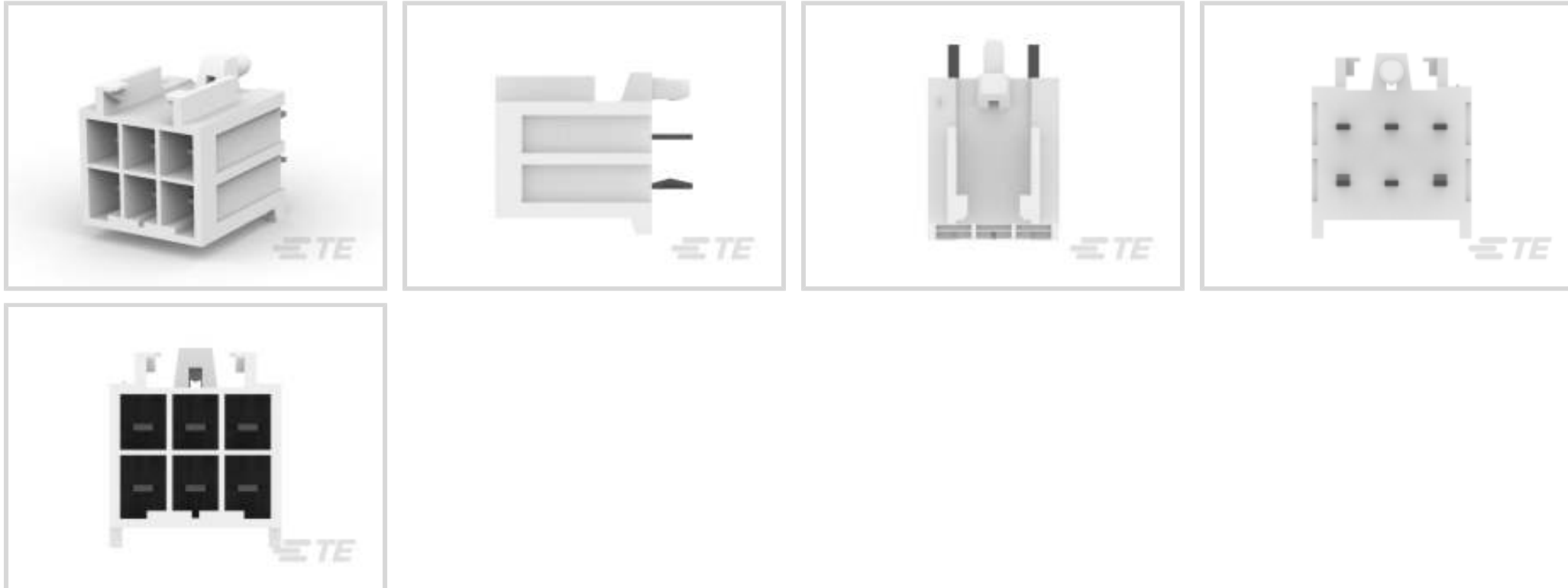
Power Double Lock

TE Internal #: 179841-1

Rectangular Power Connectors, Header, Receptacle, Wire-to-Board, 6 Position, 3.96 mm [.156 in] Centerline, Printed Circuit Board, Power Double Lock

[View on TE.com >](#)

Connectors > Power Connectors > Rectangular Power > Rectangular Power Connectors > STD Temp Power Double Lock Header



Rectangular Power Connector Type: **Header**

Connector & Housing Type: **Receptacle**

Connector System: **Wire-to-Board**

Number of Positions: **6**

Centerline (Pitch): **3.96 mm [.156 in]**

[All STD Temp Power Double Lock Header \(22\)](#)

Features

Product Type Features

Header Type	Fully Shrouded
Rectangular Power Connector Type	Header
Connector & Housing Type	Receptacle
Connector System	Wire-to-Board
Sealable	No
Connector & Contact Terminates To	Printed Circuit Board

Configuration Features

Number of Positions	6
PCB Mount Orientation	Vertical
Number of Power Positions	6
Number of Rows	2

Electrical Characteristics



Operating Voltage	50 VAC
-------------------	--------

Contact Features

PCB Contact Termination Area Plating Material Thickness	1 μm [39.37 μin]
---	---

Contact Layout	Matrix
----------------	--------

Contact Mating Area Plating Material	Tin
--------------------------------------	-----

Contact Current Rating (Max)	8 A, 14 A
------------------------------	-----------

Contact Retention Within Housing	Without
----------------------------------	---------

Contact Type	Tab
--------------	-----

PCB Contact Termination Area Plating Material	Tin
---	-----

Contact Mating Area Plating Material Thickness	1 μm [39.37 μin]
--	---

Termination Features

Termination Post & Tail Length	3.8 mm[.148 in]
--------------------------------	-----------------

Termination Method to Printed Circuit Board	Through Hole - Solder
---	-----------------------

Mechanical Attachment

Mating Alignment Type	Polarization
-----------------------	--------------

Mating Retention	With
------------------	------

Mating Alignment	With
------------------	------

PCB Mount Alignment	With
---------------------	------

PCB Mount Retention	With
---------------------	------

PCB Mount Retention Type	Mounting Post
--------------------------	---------------

Mating Retention Type	Latch
-----------------------	-------

Connector Mounting Type	Board Mount
-------------------------	-------------

Housing Features

Centerline (Pitch)	3.96 mm[.156 in]
--------------------	------------------

Housing Color	Natural
---------------	---------

Housing Material	Nylon 6/6 GF
------------------	--------------

Dimensions

Compatible Insulation Diameter (Max)	3.1 mm[.122 in]
--------------------------------------	-----------------

Connector Height	14.6 mm
------------------	---------

PCB Thickness (Recommended)	.06 mm[1.6 in]
-----------------------------	----------------

Product Width	13.6 mm
---------------	---------

Product Length	14.8 mm
----------------	---------



Wire Size	.128 – 1.308 mm ²
-----------	------------------------------

Row-to-Row Spacing	4.6 mm [.181 in]
--------------------	------------------

Usage Conditions

Operating Temperature Range	-30 – 105 °C [-22 – 221 °F]
-----------------------------	-----------------------------

Operation/Application

Circuit Application	Power
---------------------	-------

Industry Standards

Agency/Standard	CSA, UL, VDE
-----------------	--------------

Approved Standards	UL E28476
--------------------	-----------

UL Flammability Rating	UL 94V-0
------------------------	----------

Glow Wire Rating	Standard Part - Not Glow Wire
------------------	-------------------------------

Packaging Features

Packaging Quantity	272
--------------------	-----

Packaging Method	Box
------------------	-----

Product Compliance

[For compliance documentation, visit the product page on TE.com>](#)

EU RoHS Directive 2011/65/EU	Compliant
------------------------------	-----------

EU ELV Directive 2000/53/EC	Compliant
-----------------------------	-----------

China RoHS 2 Directive MIIT Order No 32, 2016	No Restricted Materials Above Threshold
---	---

EU REACH Regulation (EC) No. 1907/2006	Current ECHA Candidate List: JUNE 2023 (235) Candidate List Declared Against: JAN 2023 (233) Does not contain REACH SVHC
--	--

Halogen Content	Not Low Halogen - contains Br or Cl > 900 ppm.
-----------------	--

Solder Process Capability	Wave solder capable to 265°C
---------------------------	------------------------------

Product Compliance Disclaimer


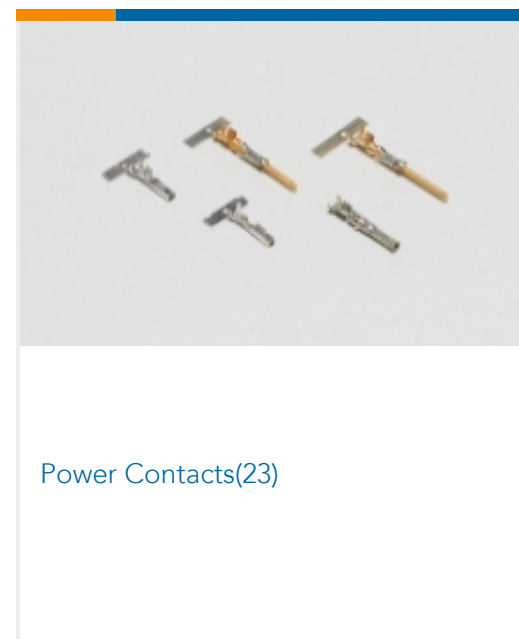
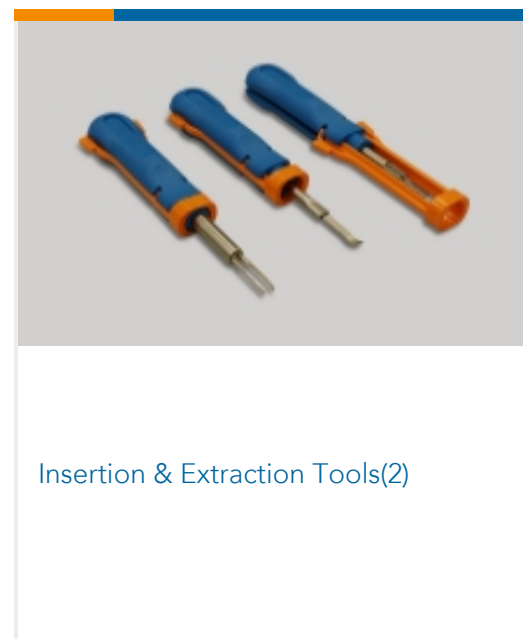
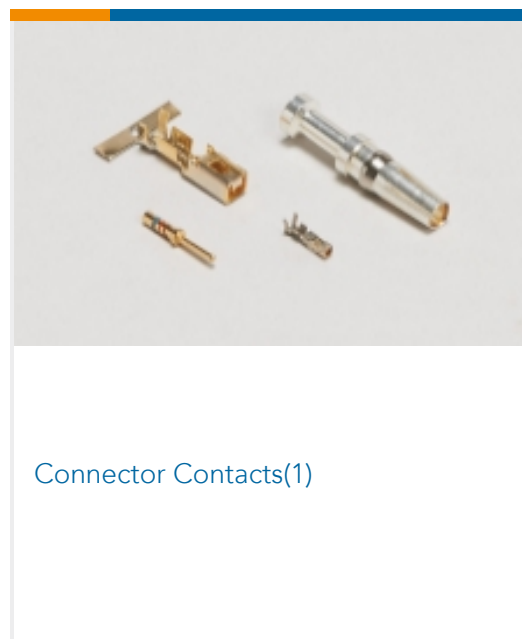
This information is provided based on reasonable inquiry of our suppliers and represents our current actual knowledge based on the information they provided. This information is subject to change. The part numbers that TE has identified as EU RoHS compliant have a maximum concentration of 0.1% by weight in homogenous materials for lead, hexavalent chromium, mercury, PBB, PBDE, DBP, BBP, DEHP, DIBP, and 0.01% for cadmium, or qualify for an exemption to these limits as defined in the Annexes of Directive 2011/65/EU (RoHS2). Finished electrical and electronic equipment products will be CE marked as required by Directive 2011/65/EU. Components may not be CE marked. Additionally, the part numbers that TE has identified as EU ELV compliant have a maximum concentration of 0.1% by weight in homogenous materials for lead, hexavalent chromium, and mercury, and 0.01% for cadmium, or qualify for an exemption to these limits as defined in the Annexes of Directive 2000/53/EC (ELV). Regarding the REACH Regulation, the information TE provides

on SVHC in articles for this part number is based on the latest European Chemicals Agency (ECHA) 'Guidance on requirements for substances in articles' posted at this URL: <https://echa.europa.eu/guidance-documents/guidance-on-reach>

Compatible Parts



Also in the Series | Power Double Lock



Customers Also Bought





Documents

Product Drawings

[AMP POWER D/LOCK T/HDR ASSY 6P](#)

English

CAD Files

[3D PDF](#)

English

[Customer View Model](#)

[ENG_CVM_179841-1_E.3d_igs.zip](#)

English

[Customer View Model](#)

[ENG_CVM_179841-1_E.3d_stp.zip](#)

English

[Customer View Model](#)

[ENG_CVM_179841-1_E.2d_dxf.zip](#)

English

[3D PDF](#)

3D

[Customer View Model](#)

[ENG_CVM_CVM_179841-1_E.2d_dxf.zip](#)

English

[Customer View Model](#)

[ENG_CVM_CVM_179841-1_E.3d_igs.zip](#)

English

[Customer View Model](#)

[ENG_CVM_CVM_179841-1_E.3d_stp.zip](#)

English

By downloading the CAD file I accept and agree to the [Terms and Conditions](#) of use.

Datasheets & Catalog Pages

[SOFT_SHELL_PIN_AND_SOCKET_CONNECTORS_CATALOG](#)

English

Product Specifications

[Engineering Report](#)

English



Product Environmental Compliance

[MD_179841-1_08212018649_dmtec](#)

English

[MD_179841-1_08212018649_dmtec](#)

English

Instruction Sheets

[Instruction Sheet \(non U.S.\)](#)

English

[AMP POWER DOUBLELOCK CONNECTOR SERIES](#)

English

Agency Approvals

[CSA Certificate](#)

English