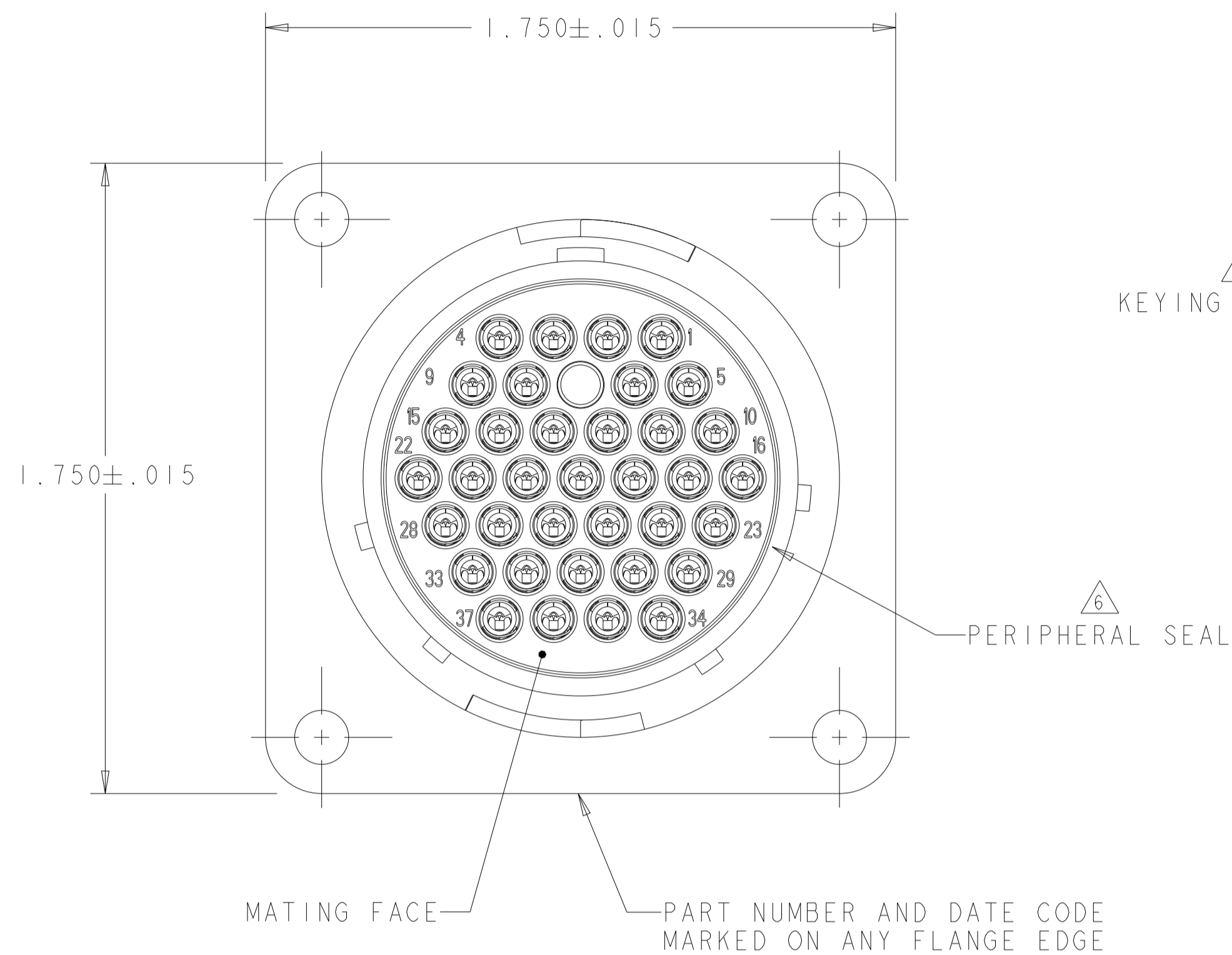
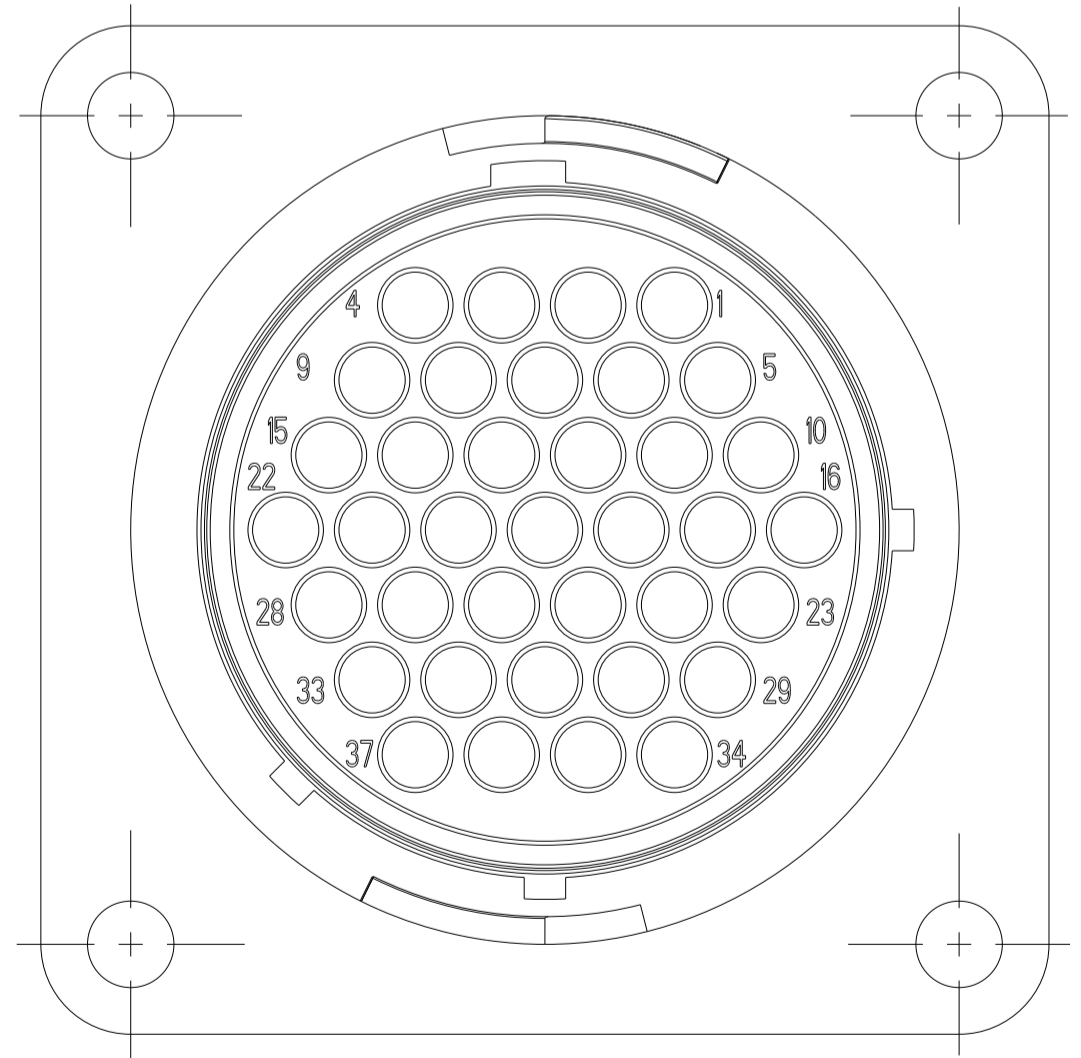
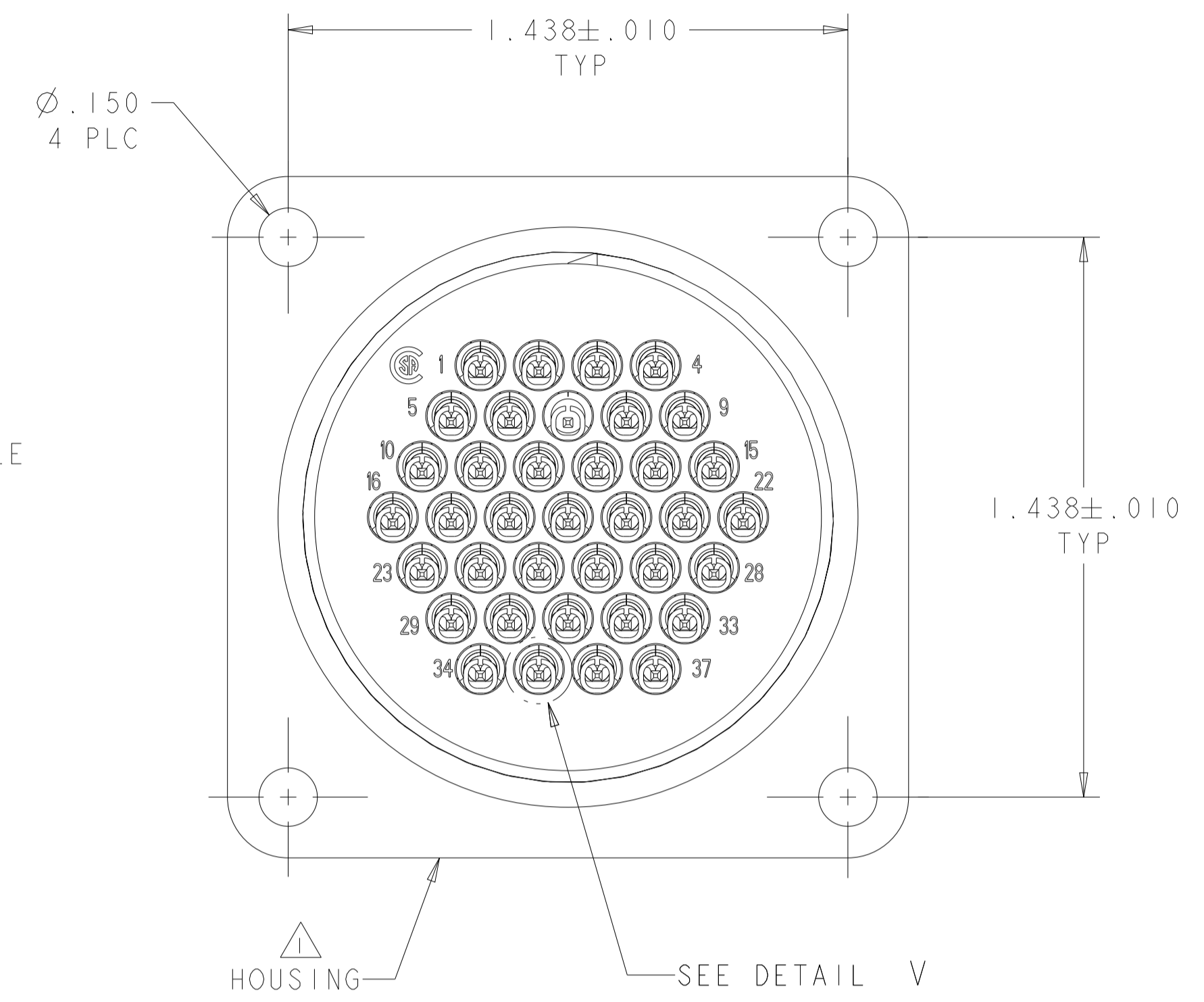
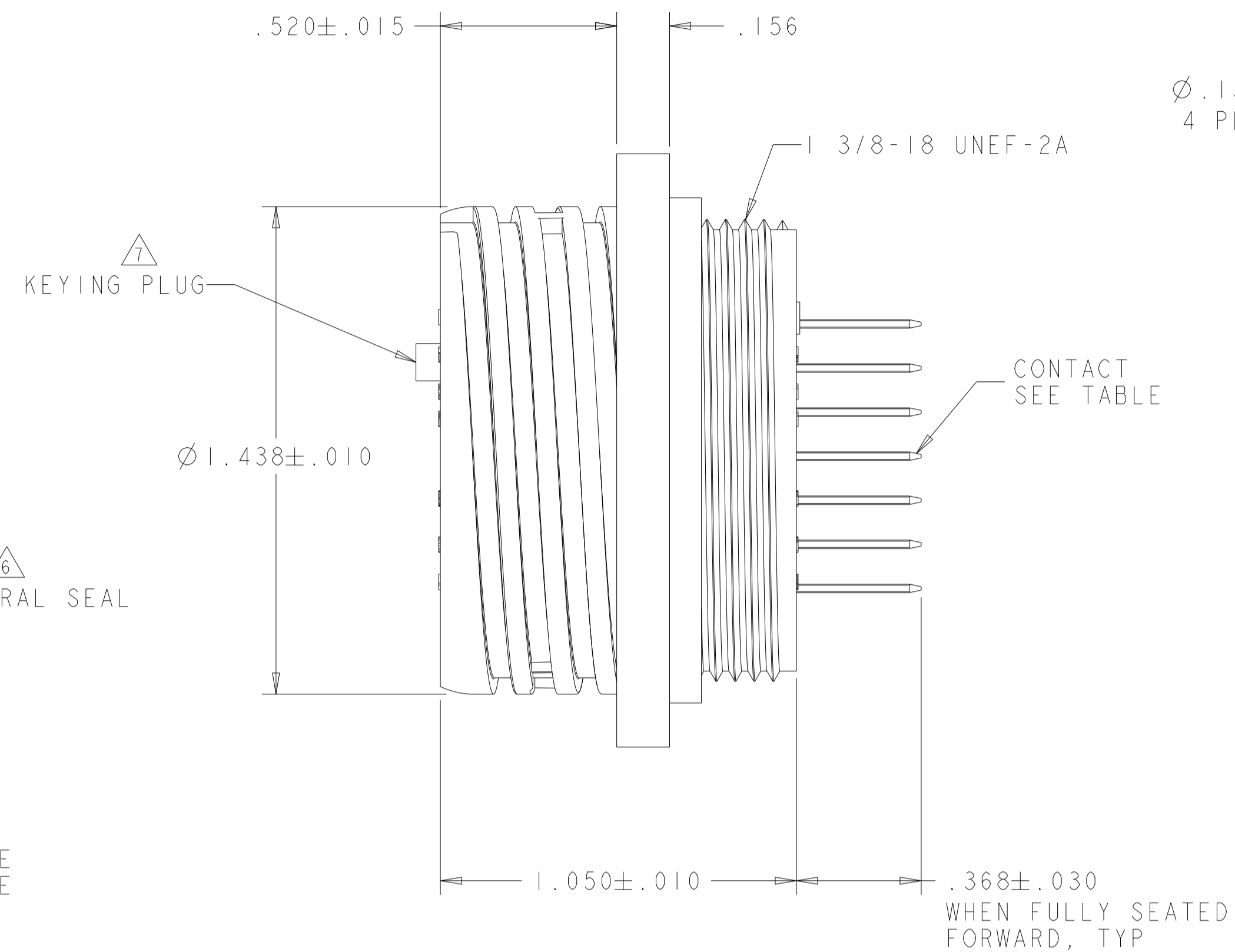


REVISIONS					
P	LTN	DESCRIPTION	DATE	DWN	APVD
22		REVISED PER ECR-22-150475	29AUG2022	RK	MZ



"A" STYLE KEYING



"B" STYLE KEYING

- △ HOUSING: THERMOPLASTIC, COLOR: BLACK.
- △ CONTACT:
BODY - .000100 MIN TIN-LEAD OVER .000050 MIN NICKEL.
POST - .000100 MIN TIN-LEAD OVER .000050 MIN NICKEL.
- △ CONTACT:
BODY - .000030 MIN GOLD FOR A LENGTH OF .200 MIN FROM MATING END, .000005 MIN GOLD ON REMAINDER ALL OVER .000030 MIN NICKEL.
POST - .000100 MIN TIN-LEAD OVER .000050 MIN NICKEL.
- △ CONTACT:
BODY - .000100 MIN TIN-LEAD OVER .000050 MIN NICKEL.
POST - .000030 MIN GOLD OVER .000050 MIN NICKEL.
- △ CONTACT:
BODY - .000100 MIN TIN OVER .000050 MIN NICKEL.
POST - .000100 MIN TIN OVER .000050 MIN NICKEL.
- △ PERIPHERAL SEAL: ELASTOMER, COLOR: BLACK.
- △ KEYING PLUG: NYLON, COLOR: NATURAL.
- △ .009 MAXIMUM CONTACT LEAD-IN SEAM GAP PERMISSIBLE ON MATING FACE END.

	YES	B	POSN 7	△5	1-6,8-37	1-213828-9
	YES	A	-	△5	1-22,29-37	1-213828-8
	YES	A	-	△5	ALL	1-213828-6
OBSOLETE	YES	B	POSN 7	△5	1-6,8-37	1-213828-5
	YES	A	-	△5	1-22,29-37	1-213828-4
	YES	A	POSN 15	△5	1-14,16-37	1-213828-3
OBSOLETE	YES	B	POSN 7	△2	2-6,8-37	1-213828-2
OBSOLETE	YES	B	POSN 7	△2	1-6,8-37	1-213828-1
	YES	A	-	△2	1-22,29-37	1-213828-0
OBSOLETE	YES	A	-	△4	ALL	213828-9
OBSOLETE	YES	B	POSN 7	△2	2-6,8-37	213828-8
OBSOLETE	NO	A	-	△3	1-22,29-37	213828-7
OBSOLETE	NO	B	POSN 7	△3	1-6,8-37	213828-6
OBSOLETE	NO	A	POSN 15	△3	1-14,16-37	213828-5
OBSOLETE	YES	B	POSN 7	△2	1-6,8-37	213828-4
OBSOLETE	YES	A	POSN 15	△2	1-14,16-37	213828-3
OBSOLETE	YES	A	-	△2	1-22,29-37	213828-2
OBSOLETE	YES	A	-	△2	ALL	213828-1
	PERIPHERAL SEAL	KEYING STYLE	KEYING PLUG	CONTACT FINISH	SELECT LOADED IN POSITIONS	PART NUMBER

THIS DRAWING IS A CONTROLLED DOCUMENT.

DIMENSIONS: INCHES

TOLERANCES UNLESS OTHERWISE SPECIFIED:

0 PLC	±
1 PLC	±0.0
2 PLC	±0.00
3 PLC	±0.010
4 PLC	±0.0000
ANGLES	±
FINISH	

MATERIAL: -

WEIGHT: -

CUSTOMER DRAWING

DWN: S. WELDON 22MAY2003
CHK: S. HEADER 22MAY2003
APVD: S. HEADER 22MAY2003

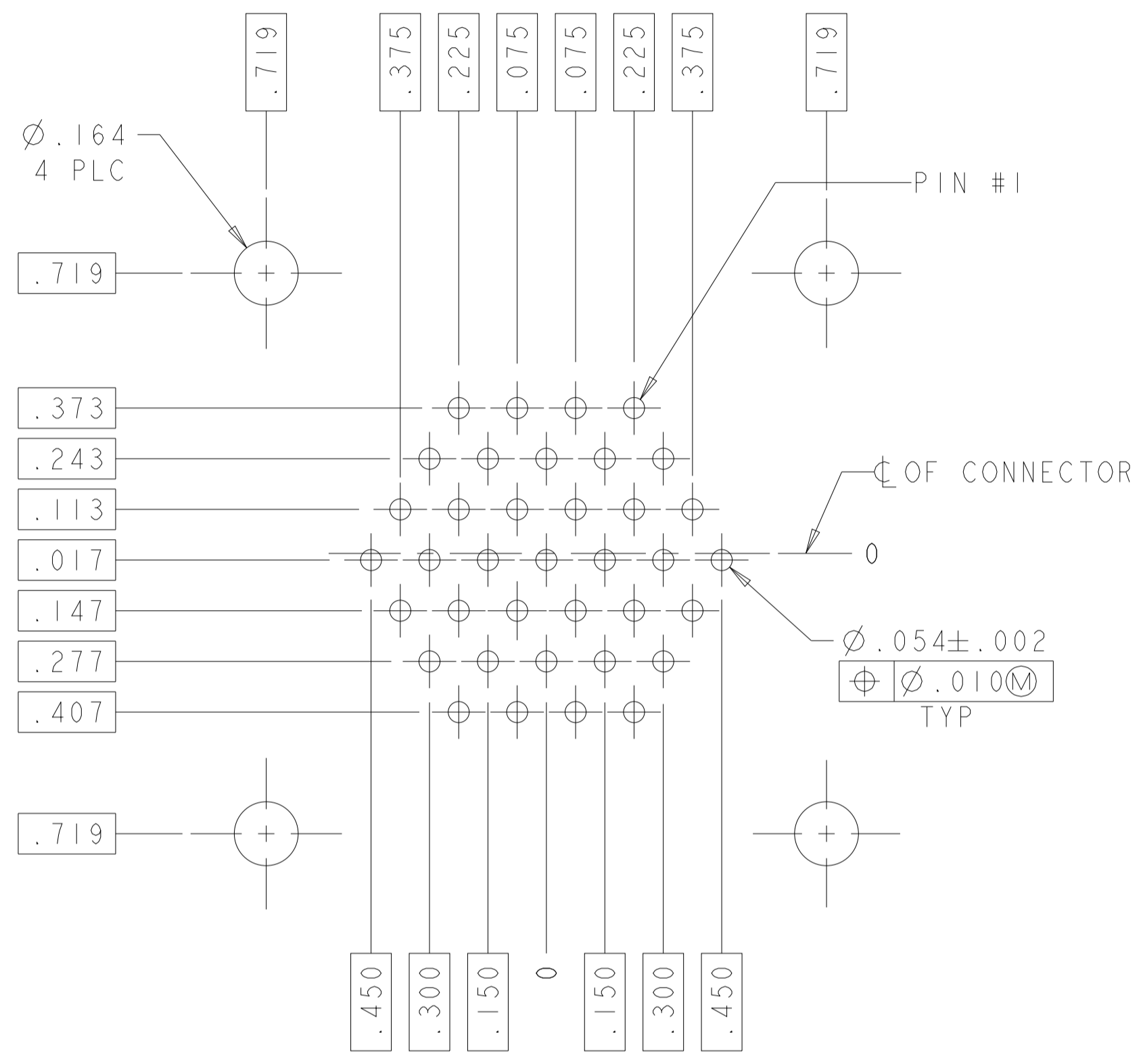
NAME: RECEPTACLE ASSEMBLY, POSTED, REVERSE SEX, SERIES 1, 23-37, CPC

SIZE: A1 CAGE CODE: 100779 DRAWING NO: 213828

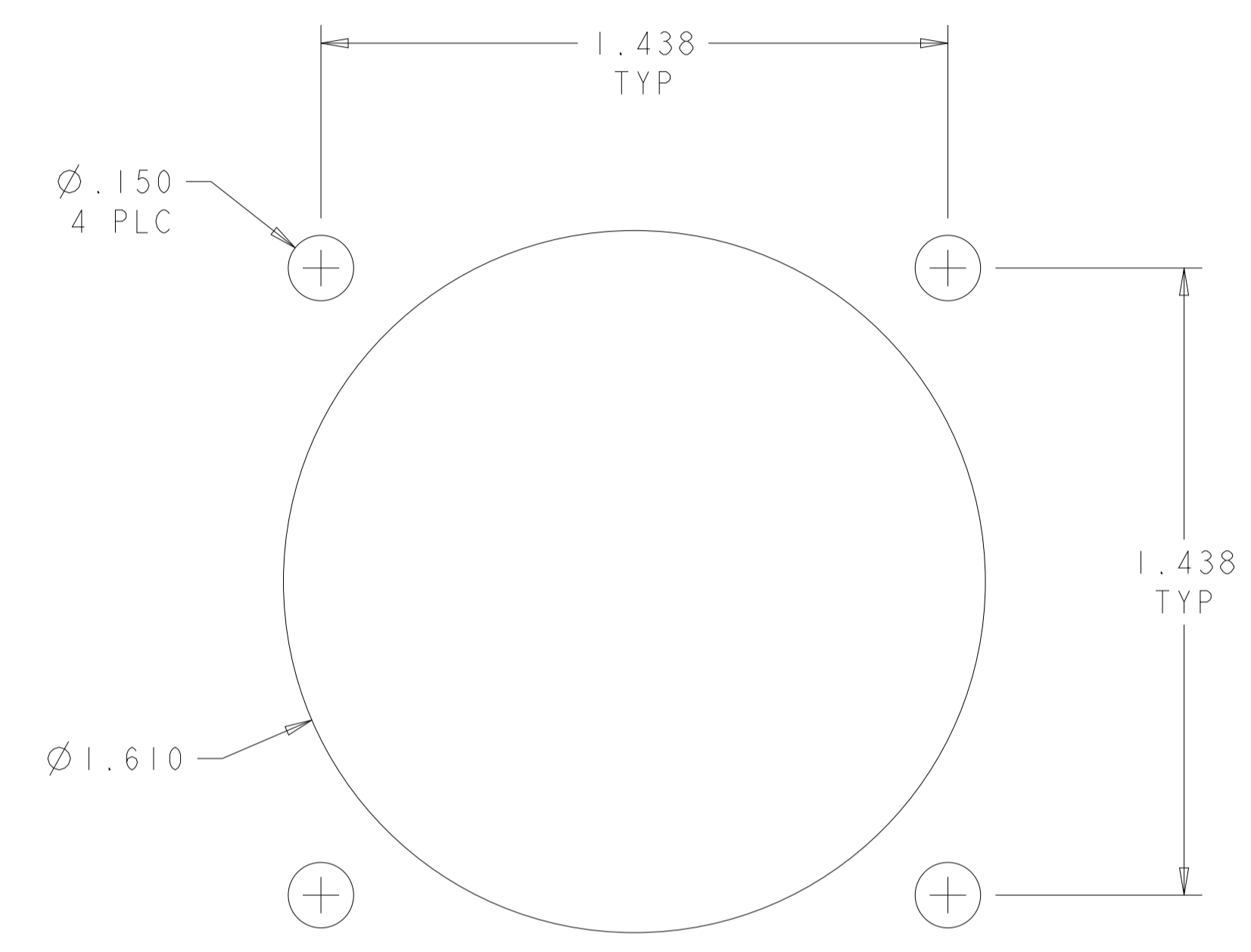
SCALE: 3:1 SHEET: 1 OF 2 REV: 22

TE Connectivity

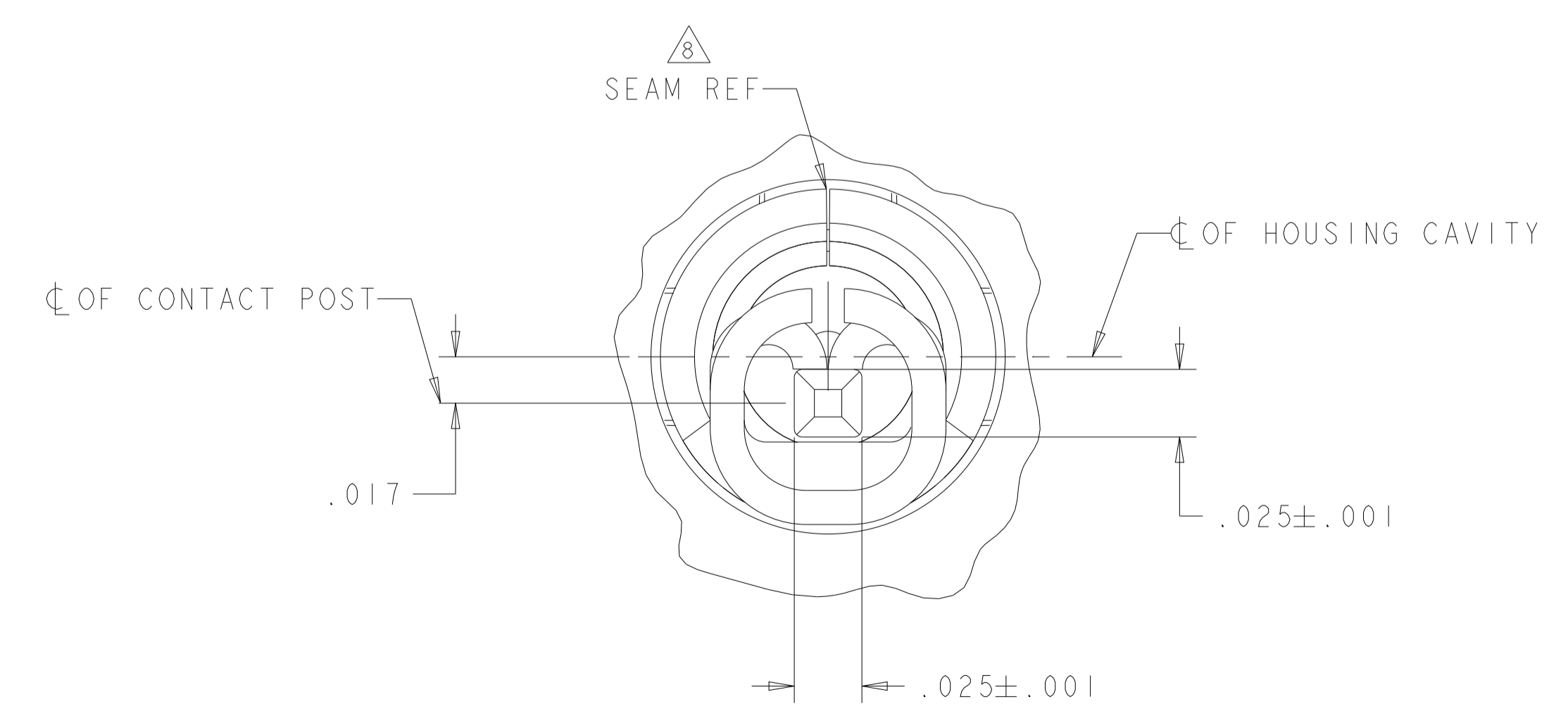
REVISIONS				
P	LTN	DESCRIPTION	DATE	APVD
-	-	SEE SHEET 1	-	-



RECOMMENDED PC BOARD LAYOUT



RECOMMENDED PANEL CUTOUT
 .125 MAX PANEL THICKNESS



DETAIL V
 SCALE 20:1

THIS DRAWING IS A CONTROLLED DOCUMENT.		DWN S. WELDON 22MAY2003	TE Connectivity
DIMENSIONS: INCHES		CHK S. HEADER 22MAY2003	
TOLERANCES UNLESS OTHERWISE SPECIFIED:		APVD S. HEADER 22MAY2003	NAME RECEPTACLE ASSEMBLY, POSTED, REVERSE SEX, SERIES 1, 23-37, CPC
0 PLC ±.0	1 PLC ±0.0	PRODUCT SPEC 108-10024	SIZE A1
2 PLC ±0.00	3 PLC ±0.010	APPLICATION SPEC 114-10004	CAGE CODE C=213828
4 PLC ±0.0000	ANGLES ±.0	WEIGHT -	RESTRICTED TO -
FINISH -	CUSTOMER DRAWING	SCALE 3:1	SHEET 2 OF 2
4805 (3/13)		REV 22	