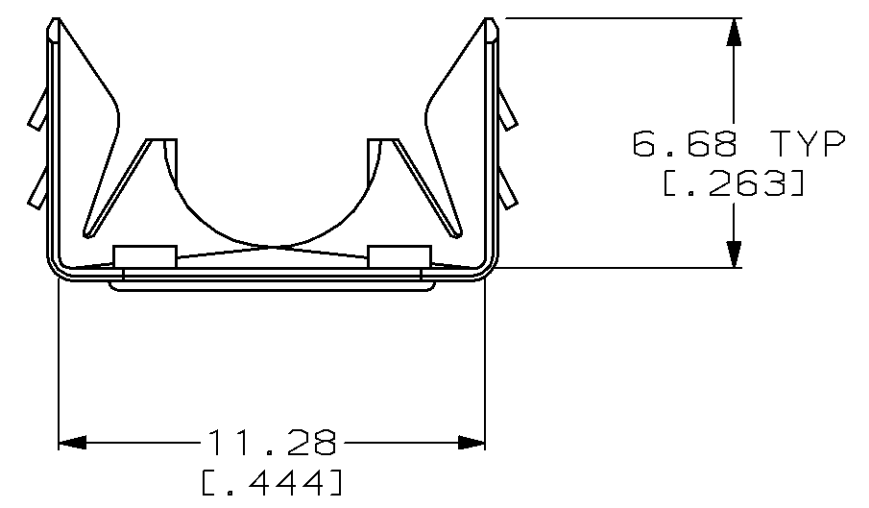
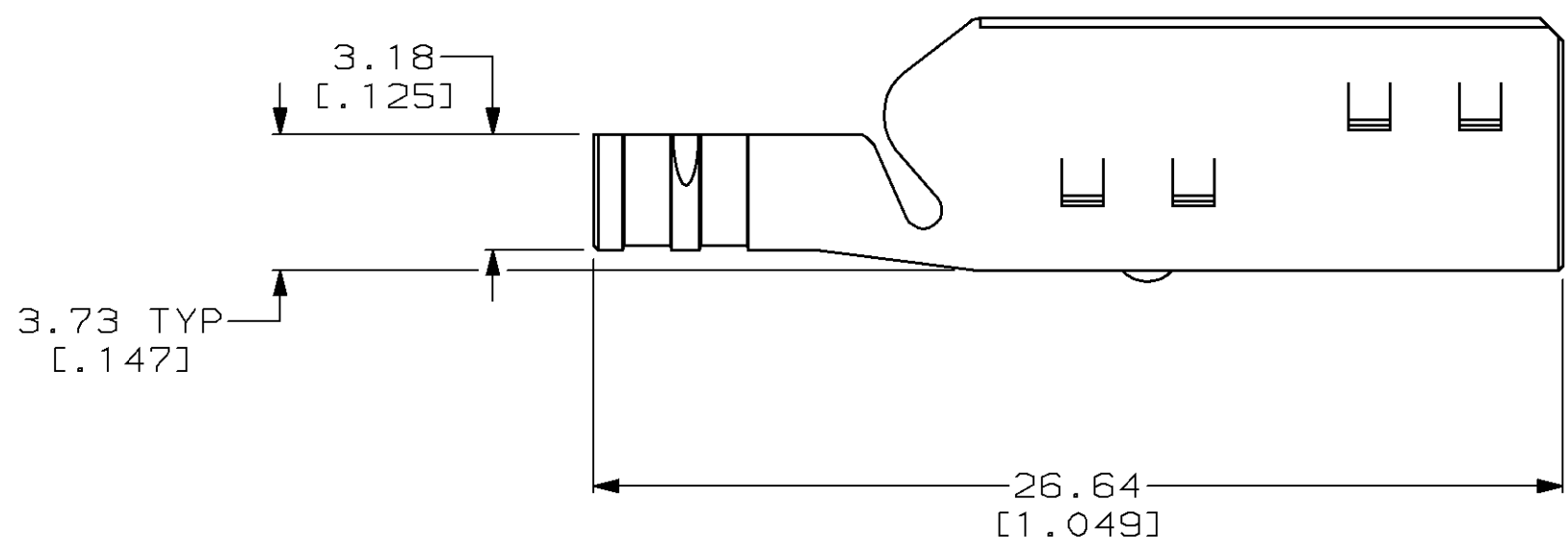
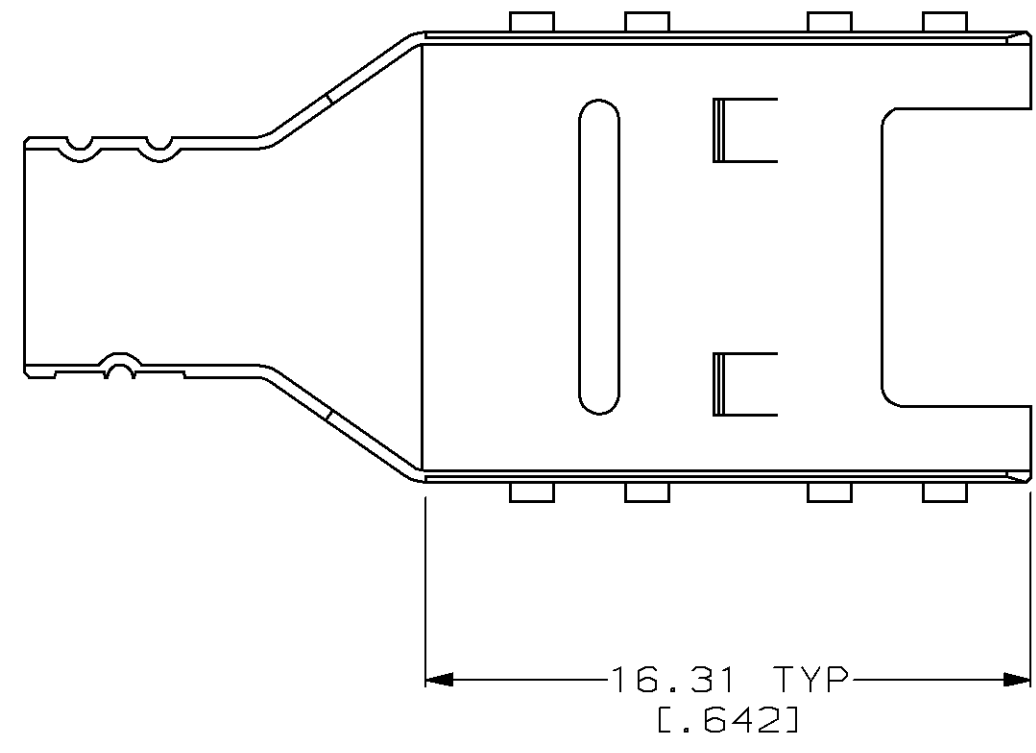


THIS DRAWING IS UNPUBLISHED. RELEASED FOR PUBLICATION  
 © COPYRIGHT 19 BY AMP INCORPORATED. ALL INTERNATIONAL RIGHTS RESERVED.

LOC	DIST	P	F	ZONE	LTR	DESCRIPTION	DATE	APPD
BD	50				D	REDRAWN	9/27/90	-
					E	REV PER ECN BD5592	11/21/91	-
					F	REV PER EC 0410-251-97	22 SEP 97	JDS

1. THIS PART TO BE USED WITH:  
 PLUG ASSEMBLY 520424-2 (ALL KEY PREFIXES)  
 TOP SHIELD 520462-1

FERRULE	CABLE DIAMETER
520434-1	5.08-4.27 [.200-.168]
520435-1	5.84-4.83 [.230-.190]



520463-1  
 PART NUMBER

DO NOT SCALE PRINT. UNLESS SPECIFIED DIMENSIONS IN mm [INCHES] TOLERANCES ON: 2 PLC DEC ± 0.38 [.015] 3 PLC DEC ± - ANGLES ± -	DR 9/27/90 A.STAUB BG	AMP Incorporated Harrisburg, PA 17105-3608
	CHK 2-25-91 R.STONE	
MATERIAL  0.320 [.0126] CARBON STEEL	APPD 2-27-91 J.PRITULSKY	NAME  SHELL, BOTTOM HALF, 6 POSITION, SDL
	APPD - PRODUCT SPEC -	
FINISH 3.81 µm [.000150] MIN TIN OVER 2.54 µm [.000100] MIN COPPER	APPLICATION SPEC -	SIZE C 00779
	WEIGHT -	DRAWING NO 520463
		SCALE 5:1
		SHEET 1 OF 1