

640456-8 ✓ ACTIVE



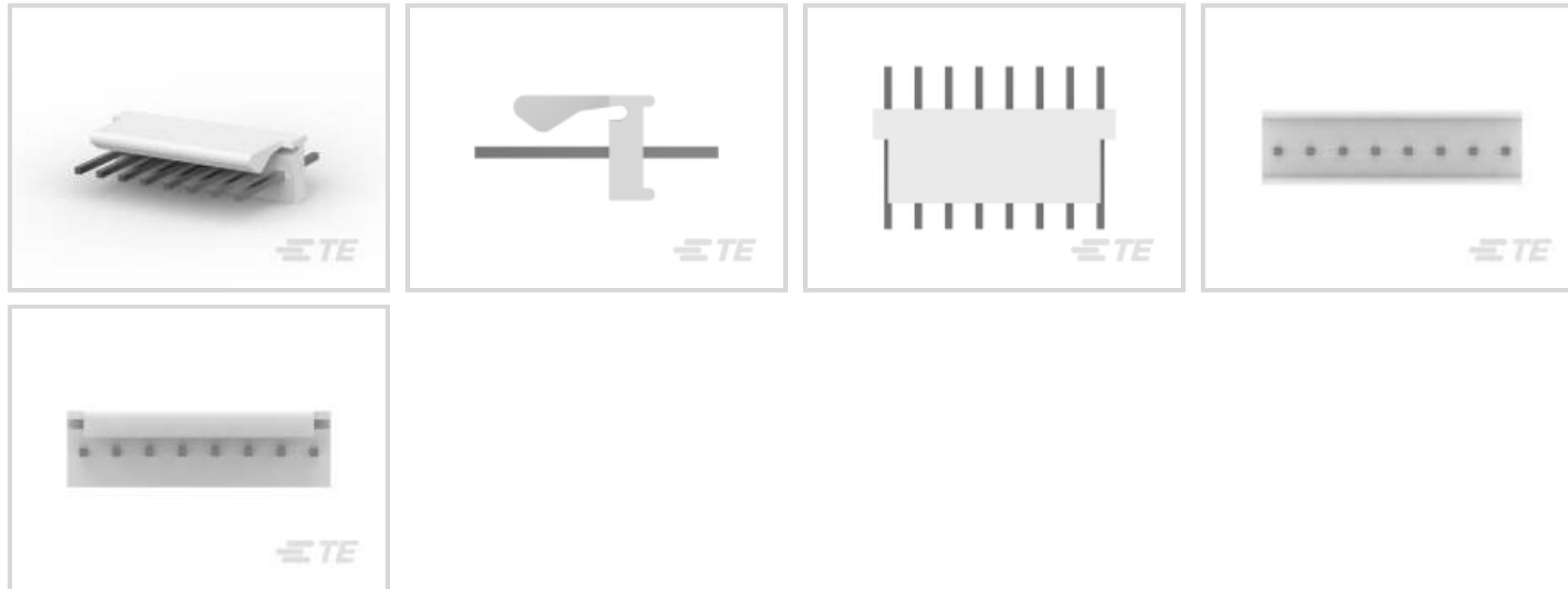
## MTA 100

TE Internal #: 640456-8

PCB Mount Header, Vertical, Wire-to-Board, 8 Position, 2.54 mm [.1 in] Centerline, Partially Shrouded, Tin, Through Hole - Solder, Signal, MTA 100

[View on TE.com >](#)

Connectors > PCB Connectors > PCB Headers & Receptacles > PCB Header: Polyester, Vertical, Unshrouded, No Mating Alignment



Connector System: **Wire-to-Board**

Number of Positions: **8**

Number of Rows: **1**

Centerline (Pitch): **2.54 mm [.1 in]**

PCB Mount Orientation: **Vertical**

[All PCB Header: Polyester, Vertical, Unshrouded, No Mating Alignment \(142\)](#)

## Features

### Product Type Features

|                                   |                       |
|-----------------------------------|-----------------------|
| Connector System                  | Wire-to-Board         |
| Header Type                       | Partially Shrouded    |
| Sealable                          | No                    |
| Connector & Contact Terminates To | Printed Circuit Board |
| PCB Connector Assembly Type       | PCB Mount Header      |

### Configuration Features

|                       |          |
|-----------------------|----------|
| Number of Columns     | 8        |
| Number of Positions   | 8        |
| Number of Rows        | 1        |
| PCB Mount Orientation | Vertical |

### Electrical Characteristics

|                   |         |
|-------------------|---------|
| Operating Voltage | 250 VAC |
|-------------------|---------|



### Body Features

|                       |         |
|-----------------------|---------|
| Primary Product Color | Natural |
|-----------------------|---------|

### Contact Features

|   |                            |
|---|----------------------------|
| Contact Mating Area Length                              | 7.49 mm[.295 in]           |
| Mating Square Post Dimension                            | .64 mm[.025 in]            |
| PCB Contact Termination Area Plating Material Thickness | 3.81 $\mu$ m[150 $\mu$ in] |
| Contact Layout  | Inline                     |
| Contact Underplating Material Thickness                 | 1.27 $\mu$ m[50 $\mu$ in]  |
| Contact Mating Area Plating Material Thickness          | 3.81 $\mu$ m[150 $\mu$ in] |
| PCB Contact Termination Area Plating Material Finish    | Matte                      |
| Contact Shape & Form                                    | Square                     |
| Contact Mating Area Plating Material Finish             | Matte                      |
| Contact Underplating Material                           | Nickel                     |
| PCB Contact Termination Area Plating Material           | Tin                        |
| Contact Base Material                                   | Copper Alloy               |
| Contact Mating Area Plating Material                    | Tin                        |
| Contact Type  | Pin                        |
| Contact Current Rating (Max)                            | 5 A                        |

### Termination Features

|   |                       |
|---|-----------------------|
| Square Termination Post & Tail Dimension    | .64 mm[.025 in]       |
| Termination Post & Tail Length              | 3.56 mm[.14 in]       |
| Termination Method to Printed Circuit Board | Through Hole - Solder |

### Mechanical Attachment

|                         |               |
|-------------------------|---------------|
| Mating Alignment Type   | Polarization  |
| Mating Retention        | With          |
| Panel Mount Feature     | Without       |
| Mating Retention Type   | Friction Lock |
| Connector Mounting Type | Board Mount   |
| Mating Alignment        | With          |
| PCB Mount Alignment     | Without       |
| PCB Mount Retention     | Without       |

### Housing Features

|  |  |
|--|--|
|  |  |
|--|--|



|                  |                |
|------------------|----------------|
| Housing Material | Polyester - GF |
|------------------|----------------|

|                    |                 |
|--------------------|-----------------|
| Centerline (Pitch) | 2.54 mm [.1 in] |
|--------------------|-----------------|

### Dimensions

|                  |                  |
|------------------|------------------|
| Connector Length | 20.32 mm [.8 in] |
|------------------|------------------|

|                  |                   |
|------------------|-------------------|
| Connector Height | 5.72 mm [.225 in] |
|------------------|-------------------|

|                 |                    |
|-----------------|--------------------|
| Connector Width | 10.79 mm [.425 in] |
|-----------------|--------------------|

|                             |                  |
|-----------------------------|------------------|
| PCB Thickness (Recommended) | 1.6 mm [.063 in] |
|-----------------------------|------------------|

### Usage Conditions

|                             |                             |
|-----------------------------|-----------------------------|
| Operating Temperature Range | -55 – 105 °C [-67 – 221 °F] |
|-----------------------------|-----------------------------|

### Operation/Application

|                     |        |
|---------------------|--------|
| Circuit Application | Signal |
|---------------------|--------|

### Industry Standards

|                 |         |
|-----------------|---------|
| Agency/Standard | CSA, UL |
|-----------------|---------|

|                    |                       |
|--------------------|-----------------------|
| Approved Standards | CSA LR7189, UL E28476 |
|--------------------|-----------------------|

|                        |          |
|------------------------|----------|
| UL Flammability Rating | UL 94V-0 |
|------------------------|----------|

### Packaging Features

|                    |      |
|--------------------|------|
| Packaging Quantity | 2000 |
|--------------------|------|

|                |         |
|----------------|---------|
| Packaging Type | Package |
|----------------|---------|

### Product Compliance

[For compliance documentation, visit the product page on TE.com>](#)

|                              |           |
|------------------------------|-----------|
| EU RoHS Directive 2011/65/EU | Compliant |
|------------------------------|-----------|

|                             |           |
|-----------------------------|-----------|
| EU ELV Directive 2000/53/EC | Compliant |
|-----------------------------|-----------|

|   |   |
|---|---|
| China RoHS 2 Directive MIIT Order No 32, 2016 | No Restricted Materials Above Threshold |
|---|---|

|  |   |
|--|---|
| EU REACH Regulation (EC) No. 1907/2006 | Current ECHA Candidate List: JUNE 2023 (235)<br>Candidate List Declared Against: JUNE 2023 (235)<br>Does not contain REACH SVHC |
|--|---|

|                 |  |
|-----------------|--|
| Halogen Content | Not Low Halogen - contains Br or Cl > 900 ppm. |
|-----------------|--|

|                           |                              |
|---------------------------|------------------------------|
| Solder Process Capability | Wave solder capable to 265°C |
|---------------------------|------------------------------|


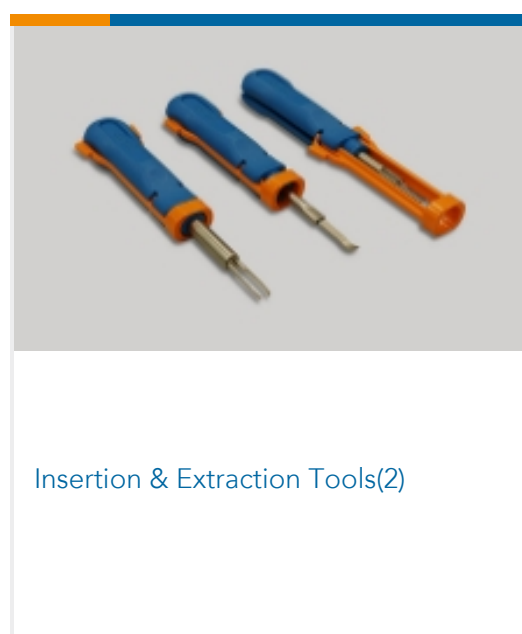
Product Compliance Disclaimer

This information is provided based on reasonable inquiry of our suppliers and represents our current actual knowledge based on the information they provided. This information is subject to change. The part numbers that TE has identified as EU RoHS compliant have a maximum concentration of 0.1% by weight in homogenous materials for lead, hexavalent chromium, mercury, PBB, PBDE, DBP, BBP, DEHP, DIBP, and 0.01% for cadmium, or qualify for an exemption to these limits as defined in the Annexes of Directive 2011/65/EU (RoHS2). Finished electrical and electronic equipment products will be CE marked as required by Directive 2011/65/EU. Components may not be CE marked. Additionally, the part numbers that TE has identified as EU ELV compliant have a maximum concentration of 0.1% by weight in homogenous materials for lead, hexavalent chromium, and mercury, and 0.01% for cadmium, or qualify for an exemption to these limits as defined in the Annexes of Directive 2000/53/EC (ELV). Regarding the REACH Regulation, the information TE provides on SVHC in articles for this part number is based on the latest European Chemicals Agency (ECHA) 'Guidance on requirements for substances in articles' posted at this URL: <https://echa.europa.eu/guidance-documents/guidance-on-reach>

## Compatible Parts



## Also in the Series | MTA 100





Standard Rectangular Connectors(497)



Wire-to-Board Connector Assemblies &amp; Housings(1)



Wire-to-Board Connector Contacts(8)

## Customers Also Bought



TE Part #640456-9  
PCB Header: Polyester, Vertical,  
Unshrouded, No Mating Alignment



TE Part #62891-1  
FF 250 REC 16-12AWG TPBR



TE Part #3-647001-6  
06P MTA100 PSTD CONN ASSY SN

## Documents

### Product Drawings

#### 08P MTA100 HDR ASSY F/L SQ STR

English

### CAD Files

#### Customer View Model

[ENG\\_CVM\\_CVM\\_640456-8\\_AA.2d\\_dxf.zip](#)

English

#### 3D PDF

3D

#### Customer View Model

[ENG\\_CVM\\_CVM\\_640456-8\\_AA.3d\\_igs.zip](#)

English

#### Customer View Model

[ENG\\_CVM\\_CVM\\_640456-8\\_AA.3d\\_stp.zip](#)

English

By downloading the CAD file I accept and agree to the [Terms and Conditions](#) of use.

### Product Specifications

#### Application Specification

English

### Product Environmental Compliance

#### Product Compliance Document

English

#### Product Compliance Document



English

---

**Agency Approvals**

**UL**

English