

5-106505-2 ✓ ACTIVE

AMPLIMITE | AMPLIMITE HDP

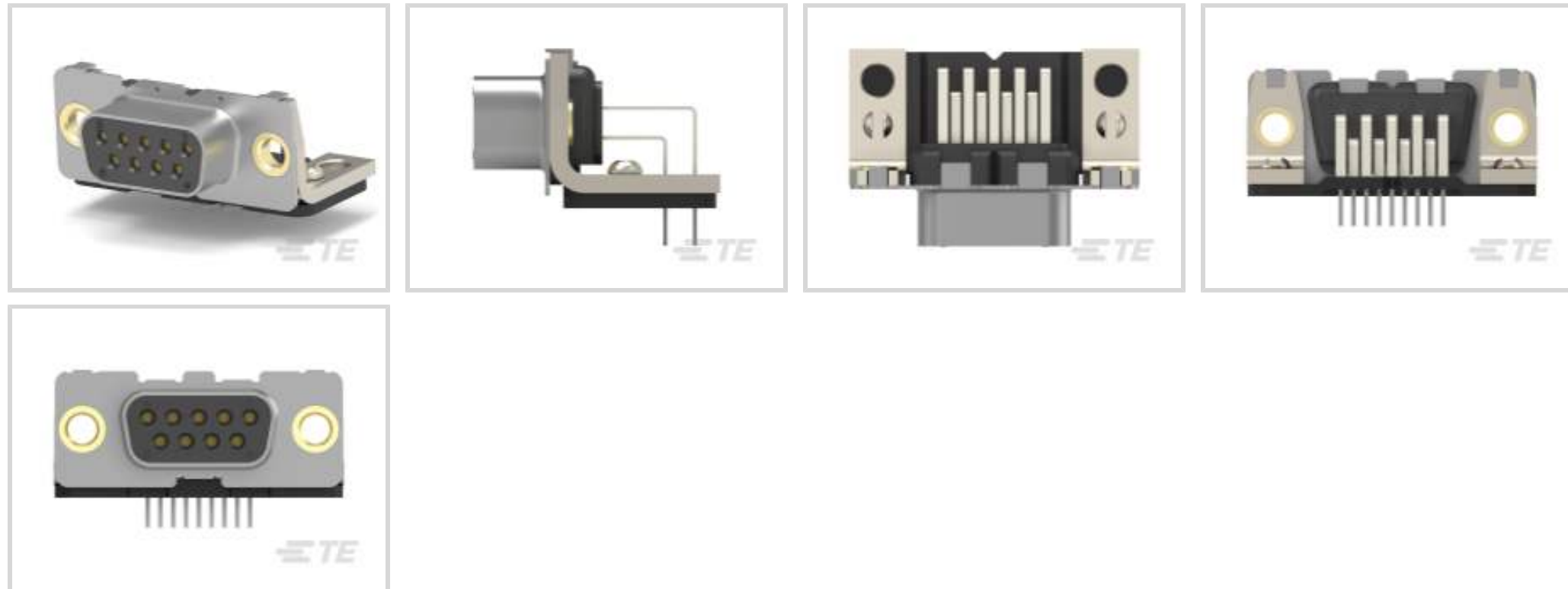
TE Internal #: 5-106505-2

PCB D-Sub Connectors, Receptacle, Cable-to-Board, 9 Position,
2.74 mm [.108 in] Centerline, 2 Row, 1 Connector Shell Size, Round,
AMPLIMITE HDP

[View on TE.com >](#)



Connectors > D-Shaped Connectors > D-Sub Connectors > PCB D-Sub Connectors > D-Sub Receptacle Assembly: Right Angle, Shell Size 1, 2.74mm



Connector & Housing Type: **Receptacle**

Connector System: **Cable-to-Board**

Number of Positions: **9**

Centerline (Pitch): **2.74 mm [.108 in]**

Number of Rows: **2**

[All D-Sub Receptacle Assembly: Right Angle, Shell Size 1, 2.74mm \(77\)](#)

Features

Product Type Features

Shell Material Configuration	Front Metal Shell
Ground Feature Type	Grounding Straps
Connector & Housing Type	Receptacle
Connector System	Cable-to-Board
Connector Shell Size	1
Connector & Contact Terminates To	Printed Circuit Board

Configuration Features

Number of Positions	9
Number of Rows	2
PCB Mount Orientation	Right Angle

Body Features

Shell Plating Material	Tin
------------------------	-----



Primary Product Color	Black
-----------------------	-------

Connector Profile	Standard
-------------------	----------

Contact Features

Contact Mating Area Plating Material Thickness	.76 μ m
--	-------------

Contact Mating Area Plating Material	Gold, Gold Flash over Palladium Nickel
--------------------------------------	--

Contact Underplating Material	Palladium Nickel or Nickel
-------------------------------	----------------------------

PCB Contact Termination Area Plating Material	Tin
---	-----

Contact Base Material	Phosphor Bronze
-----------------------	-----------------

Contact Shape & Form	Round
----------------------	-------

Contact Current Rating (Max)	6 A
------------------------------	-----

Termination Features

Rectangular Termination Post & Tail Thickness	.32 mm[.012 in]
---	-----------------

Rectangular Termination Post & Tail Width	.45 mm[.017 in]
---	-----------------

Termination Post & Tail Length	3.2 mm[.126 in]
--------------------------------	-----------------

Termination Method to Printed Circuit Board	Through Hole - Solder
---	-----------------------

Mechanical Attachment

Mounting Hole Diameter	3.1 mm
------------------------	--------

Mating Alignment	With
------------------	------

PCB Mount Alignment	With
---------------------	------

PCB Mount Retention	With
---------------------	------

PCB Mount Retention Type	Boardlock
--------------------------	-----------

Mating Retention	Without
------------------	---------

Connector Mounting Type	Board Mount
-------------------------	-------------

Housing Features

Shell Material	Steel
----------------	-------

Housing Material	Polyester GF
------------------	--------------

Centerline (Pitch)	2.74 mm[.108 in]
--------------------	------------------

Dimensions

PCB Thickness (Recommended)	1.57 mm[.062 in]
-----------------------------	------------------

Row-to-Row Spacing	2.54 mm[.1 in]
--------------------	----------------

Usage Conditions

Operating Temperature Range	-55 – 105 °C[-67 – 221 °F]
-----------------------------	----------------------------



Operation/Application

Durability Rating	200 Cycles
Circuit Application	Signal

Industry Standards

Approved Standards	DIN 41652
UL Flammability Rating	UL 94V-0

Packaging Features

Packaging Quantity	55
Packaging Method	Tray

Product Compliance

[For compliance documentation, visit the product page on TE.com>](#)

EU RoHS Directive 2011/65/EU	Compliant with Exemptions
EU ELV Directive 2000/53/EC	Compliant with Exemptions
China RoHS 2 Directive MIIT Order No 32, 2016	Restricted Materials Above Threshold
EU REACH Regulation (EC) No. 1907/2006	Current ECHA Candidate List: JUNE 2023 (235) Candidate List Declared Against: JUL 2021 (219) SVHC > Threshold: Pb (.35% in Component part) Article Safe Usage Statements: Do not eat, drink or smoke when using this product. Wash thoroughly after handling. Recycle if possible and dispose of the article by following all applicable governmental regulations relevant to your geographic location.
Halogen Content	Not Low Halogen - contains Br or Cl > 900 ppm.
Solder Process Capability	Wave solder capable to 265°C

Product Compliance Disclaimer

This information is provided based on reasonable inquiry of our suppliers and represents our current actual knowledge based on the information they provided. This information is subject to change. The part numbers that TE has identified as EU RoHS compliant have a maximum concentration of 0.1% by weight in homogenous materials for lead, hexavalent chromium, mercury, PBB, PBDE, DBP, BBP, DEHP, DIBP, and 0.01% for cadmium, or qualify for an exemption to these limits as defined in the Annexes of Directive 2011/65/EU (RoHS2). Finished electrical and electronic equipment products will be CE marked as required by Directive 2011/65/EU. Components may not be CE marked. Additionally, the part numbers that TE has identified as EU ELV compliant have a maximum concentration of 0.1% by weight in homogenous materials for lead, hexavalent chromium, and mercury, and 0.01% for cadmium, or qualify for an exemption to these limits as defined in the Annexes of Directive 2000/53/EC (ELV). Regarding the REACH Regulation, the information TE provides on SVHC in articles for this part number is based on the latest European Chemicals Agency (ECHA) 'Guidance on requirements for substances in articles' posted at this URL: <https://echa.europa.eu/guidance-documents/guidance-on-reach>

Compatible Parts



TE Part # CAT-AM7-248H3
IDC D-Sub: Plug Assembly, Wire to Wire, Signal, 2.77 mm



TE Part # CAT-AM7-H3
IDC D-Sub: Plug Assembly, Low Profile, Signal, 2.77 mm



TE Part # CAT-AM7-248H4
IDC D-Sub: Connector Kit, Plug, Wire to Wire, Signal, 2.77 mm



TE Part # 206509-1
SIZE 20 KEYING PLUG

Also in the Series | AMPLIMITE HDP




D-Sub Connector Contacts(6)



PCB D-Sub Connectors(83)

Customers Also Bought



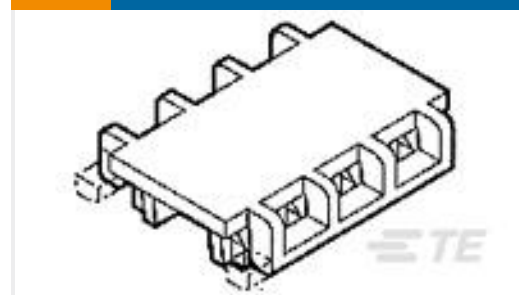
TE Part #556881-3
RCPT ASY,VRT,AMPINRGY WTB,3POS



TE Part #4-1393483-8
V42254A1115C215=SUB D STIFTLI



TE Part #3-640599-3
03P MTA156 CONN ASSY 18AWG ORA



TE Part #643071-3
03P MTA156 FD-THRU COVER



TE Part #9-1879336-0
CPF 0603 1K96 1% 50PPM 1K RL



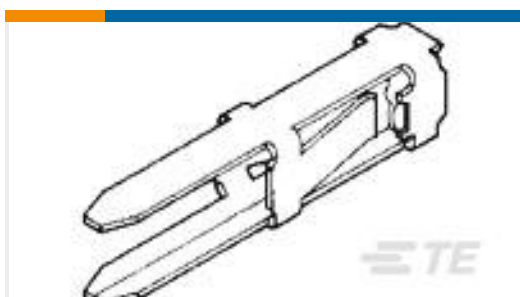
TE Part #1-2186502-1
T3224-PRINTER



TE Part #2-2176340-7
CRGCO 0603 22K 5%



TE Part #188685-2
STD TIMER PCB CONTACT



TE Part #86477-3
MOD I RECP STMPD



Documents

Product Drawings

[9P.HDP20 REC.ASSY.](#)

English

CAD Files

[3D PDF](#)

3D

Customer View Model

[ENG_CVM_CVM_5-106505-2_J.2d_dxf.zip](#)

English

Customer View Model

[ENG_CVM_CVM_5-106505-2_J.3d_igs.zip](#)

English

Customer View Model

[ENG_CVM_CVM_5-106505-2_J.3d_stp.zip](#)

English

By downloading the CAD file I accept and agree to the [Terms and Conditions](#) of use.

Datasheets & Catalog Pages

[AMPLIMITE Subminiature D Connectors - Right-Angle Posted Connectors](#)

English