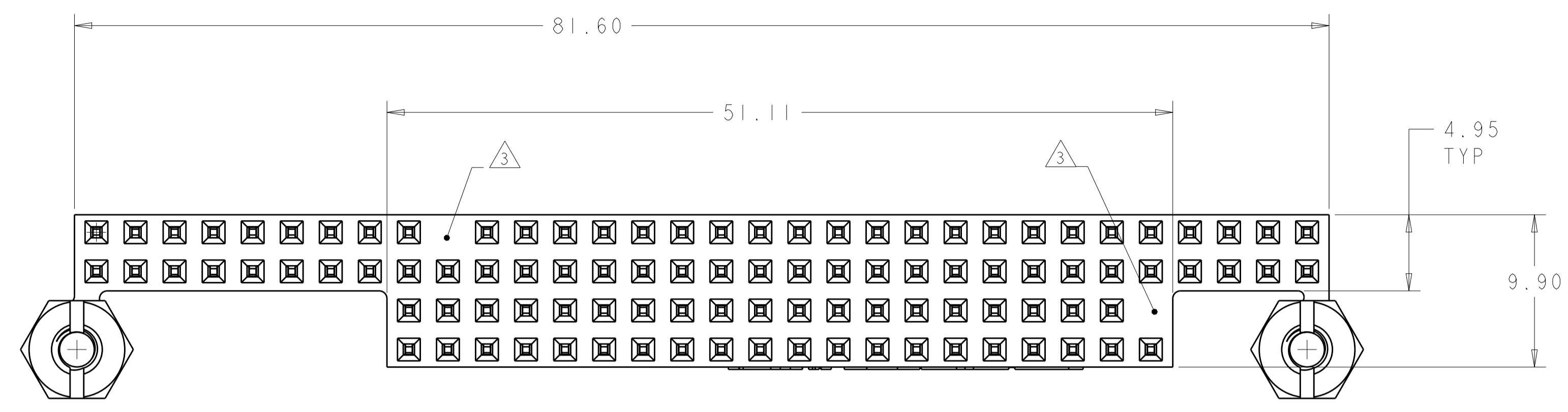
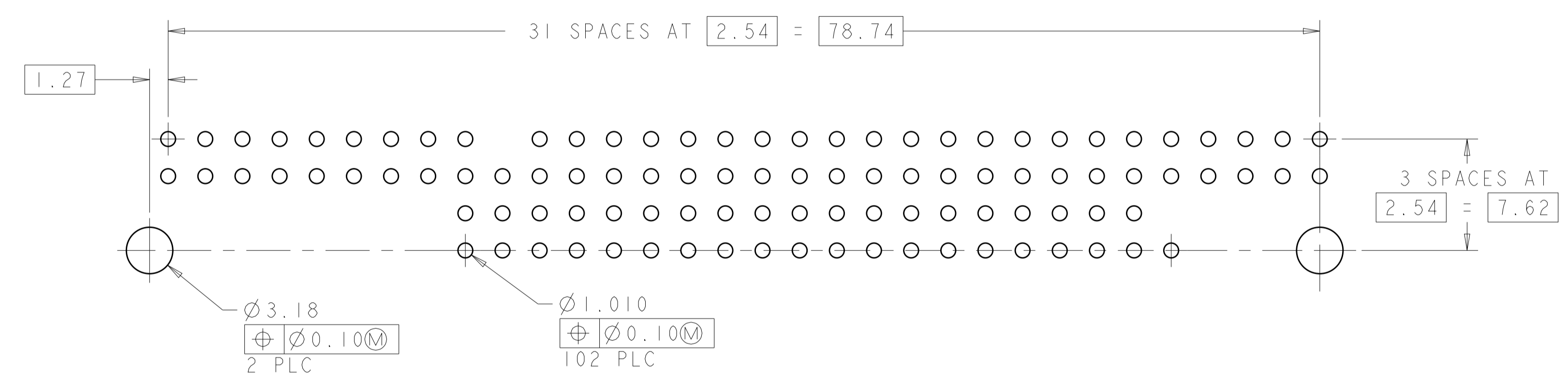
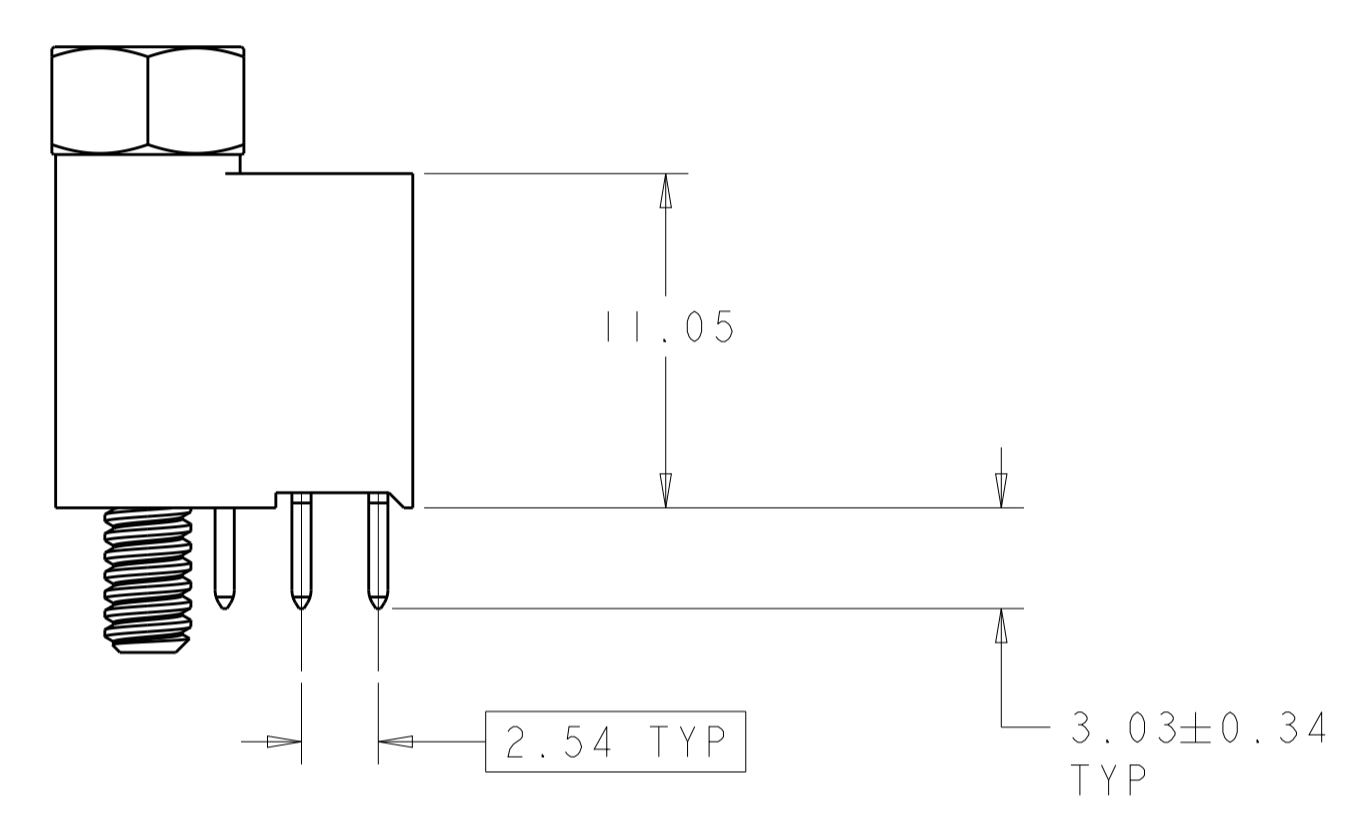
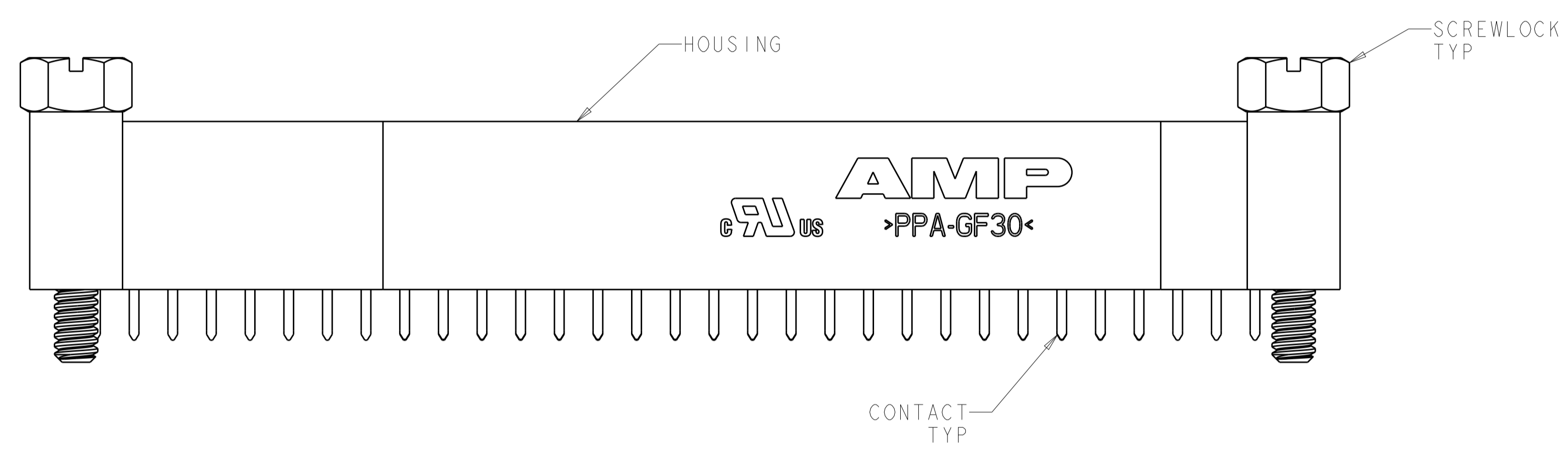


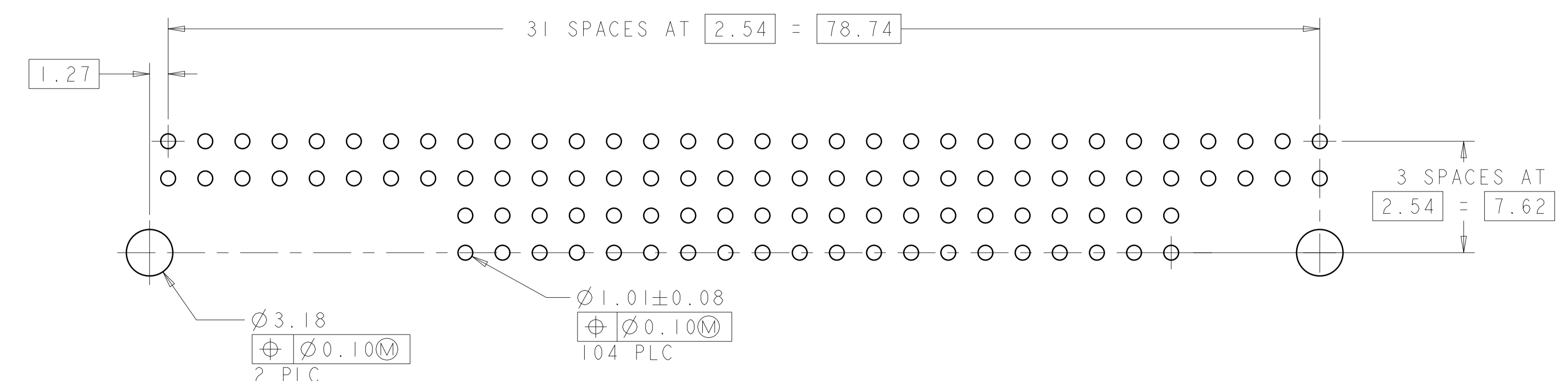
REVISIONS				
P	LTN	DESCRIPTION	DATE	APVD
	D2	REVISED PER ECO-16-002589	25FEB2016	NK JO



- △ HOUSING: HIGH TEMPERATURE, GLASS FILLED NYLON, COLOR- BLACK.  
CONTACTS: PHOSPHOR BRONZE.  
SCREWLOCKS: STEEL.
- △ CONTACTS: 0.000381 MIN GOLD ON MATING RECEPTACLE END,  
0.00254 BRIGHT TIN-LEAD ON REMAINDER, ALL OVER  
0.001270 NICKEL.  
SCREWLOCKS: CLEAR CHROMATE OVER ZINC.
- △ NO CONTACT IN THIS POSITION, FOR PART NUMBER 1375961-1 & -3 ONLY.
- △ CONTACTS: 0.000381 MIN GOLD ON MATING RECEPTACLE END,  
0.00254-0.00508 MATTE TIN ON REMAINDER,  
ALL OVER 0.001270 NICKEL.  
SCREWLOCKS: CLEAR CHROMATE OVER ZINC.
- △ ROHS 2002/95/EC COMPLIANT PART TO BE USED WITH  
ROHS 2002/95/EC COMPLIANT PCB'S.



RECOMMENDED PCB LAYOUT  
FOR 1375961-1 & -3



RECOMMENDED PCB LAYOUT  
FOR 1375961-2 & -4

△5	△4	NO	1375961-4
△5	△4	△3 YES	1375961-3
	△2	NO	1375961-2
	△2	△3 YES	1375961-1
FINISH		KEYED CIRCUITS	PART NO

THIS DRAWING IS A CONTROLLED DOCUMENT.		DWN: W.G. LENKER 02JUN2000	TE Connectivity
DIMENSIONS: mm		CHK: L. BREKOSKY 15JAN2001	
TOLERANCES UNLESS OTHERWISE SPECIFIED:		APVD: -	NAME: ASSEMBLY, PC/104, NON-STACKTHROUGH CONTACTS, 2 STANDOFFS, SOLDER
0 PLC ±	1 PLC ±0.13	PRODUCT SPEC: 108-1956	SIZE: 114-13021
2 PLC ±	3 PLC ±	APPLICATION SPEC: -	RESTRICTED TO: -
4 PLC ±	ANGLES ±	WEIGHT: -	SCALE: 4:1
MATERIAL: △	FINISH: △2	CUSTOMER DRAWING	SHEET 1 OF 1
CAGE CODE: A100779		DRAWING NO: 1375961	REV: D2