

# REL-IR2/LDP-125DC/2X21 - Single relay



2903664

<https://www.phoenixcontact.com/us/products/2903664>

Please be informed that the data shown in this PDF document is generated from our online catalog. Please find the complete data in the user documentation. Our general terms of use for downloads are valid.



Plug-in industrial relay with power contacts, 2 changeover contacts, test button, status LED, freewheeling diode, mechanical switching position indicator, polarity: A1+, A2-, input voltage: 125 V DC

## Commercial data

Item number	2903664
Packing unit	1 pc
Minimum order quantity	10 pc
Sales key	C460
Product key	CK6193
Catalog page	Page 300 (C-5-2019)
GTIN	4046356758178
Weight per piece (including packing)	36.92 g
Weight per piece (excluding packing)	36.1 g
Customs tariff number	85364900
Country of origin	PL

# REL-IR2/LDP-125DC/2X21 - Single relay



2903664

<https://www.phoenixcontact.com/us/products/2903664>

## Technical data

### Product properties

Product type	Single relay
Operating mode	100% operating factor
Mechanical service life	approx. $2 \times 10^7$ cycles

### Insulation characteristics

Insulation	Basic insulation
------------	------------------

### Insulation characteristics

Insulation	Basic insulation
Overvoltage category	III
Pollution degree	3 (Rated voltage of 230 V)
	2 (Rated voltage of 400 V)

### Electrical properties

Service life electrical	see diagram
Maximum power dissipation for nominal condition	0.96 W
Test voltage (Winding/contact)	2.5 kV <sub>rms</sub> (50 Hz, 1 min., winding/contact)
Test voltage (Contact/contact)	2.5 kV <sub>rms</sub> (50 Hz, 1 min., contact/contact)
Test voltage (Changeover contact/changeover contact)	2.5 kV <sub>rms</sub> (50 Hz, 1 min., changeover contact/changeover contact)
Rated insulation voltage	250 V AC
Rated surge voltage	4 kV

### Input data

#### Coil side

Nominal input voltage $U_N$	125 V DC
Input voltage range	97.5 V DC ... 243.8 V DC
Input voltage range in reference to $U_N$	see diagram
Drive and function	monostable
Drive (polarity)	polarized
Typical input current at $U_N$	7.7 mA
Typical response time	13 ms
Typical release time	14 ms
Protective circuit	Freewheeling diode
Status display	Yellow LED

### Output data

#### Switching

Contact switching type	2 changeover contacts
Type of switch contact	Single contact
Contact material	AgNi

# REL-IR2/LDP-125DC/2X21 - Single relay



2903664

<https://www.phoenixcontact.com/us/products/2903664>

Maximum switching voltage	250 V AC/DC
Minimum switching voltage	5 V (At 24 mA)
Limiting continuous current	12 A
Maximum inrush current	30 A (20 ms, N/O contacts)
Min. switching current	5 mA (at 24 V)
Interrupting rating (ohmic load) max.	288 W (at 24 V DC)
	124 W (at 48 V DC)
	108 W (at 60 V DC)
	52 W (at 110 V DC)
	48 W (at 220 V DC)
	3000 VA (for 250 V AC)
Switching capacity min.	0.12 W
Motor load according to UL 508	1/2 HP, 240 V AC

## Connection data

Connection method	Plug-in connection
-------------------	--------------------

## Dimensions

Width	21.2 mm
Height	27.5 mm
Depth	35.6 mm

## Environmental and real-life conditions

### Ambient conditions

Degree of protection	RT I
Ambient temperature (operation)	-40 °C ... 70 °C
Ambient temperature (storage/transport)	-40 °C ... 85 °C

## Approvals

### Corrosive gas test

Identification	ISA-S71.04. G3 Harsh Group
	EN 60068-2-60

## Standards and regulations

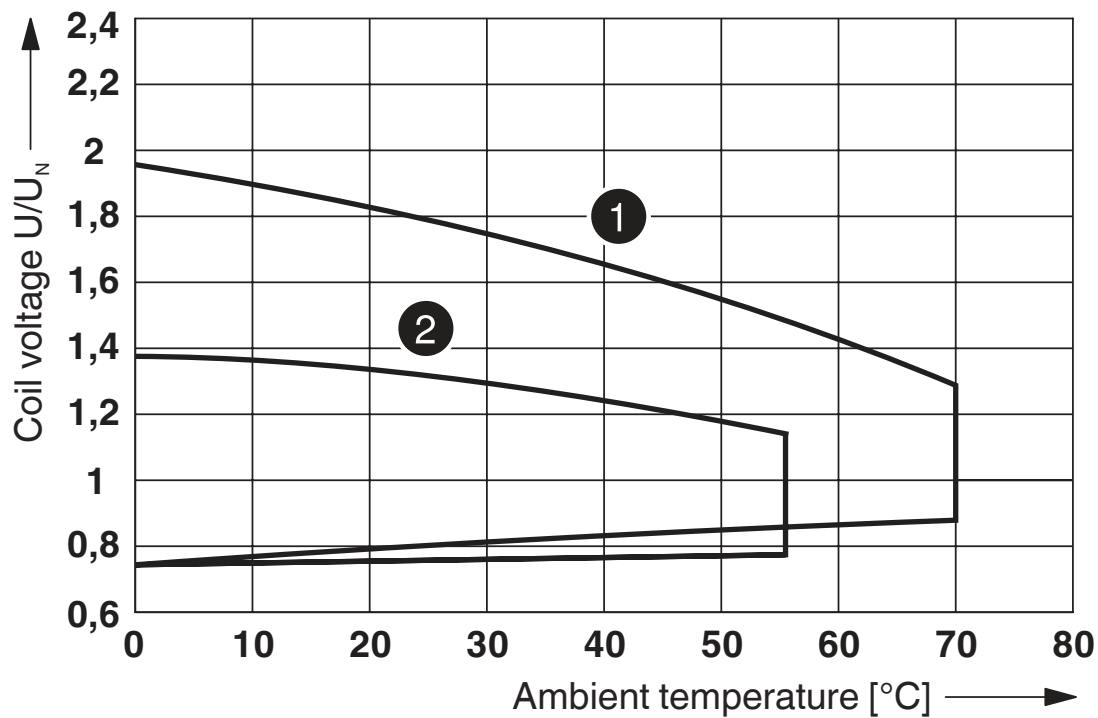
Standards/regulations	IEC 60664
	IEC 61810

## Mounting

Mounting position	any
-------------------	-----

Drawings

Diagram



- ① DC coils
- ② AC coils

Operating voltage range

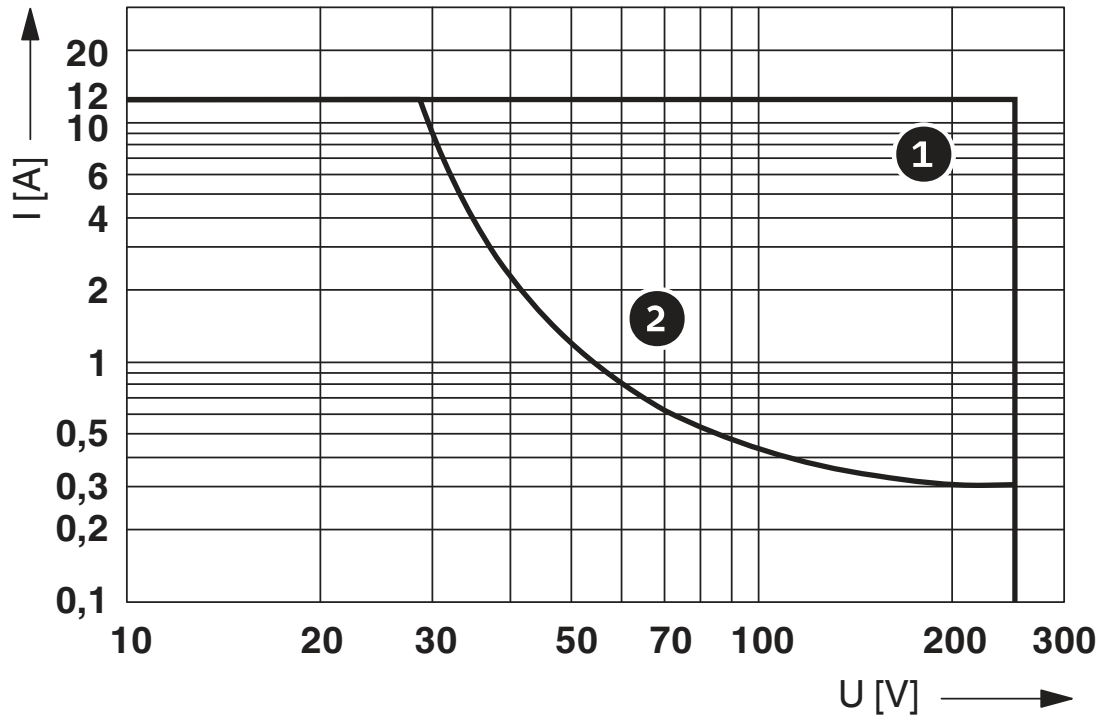
# REL-IR2/LDP-125DC/2X21 - Single relay



2903664

<https://www.phoenixcontact.com/us/products/2903664>

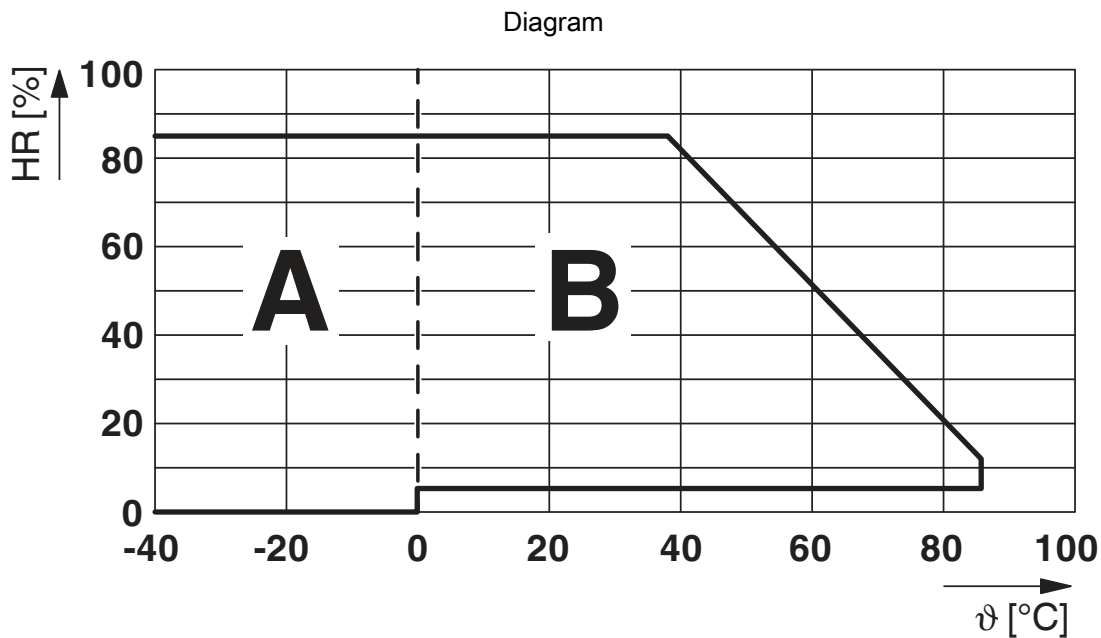
Diagram



Interrupting rating

Curve 1: AC, ohmic load

Curve 2: DC, ohmic load



Permissible humidity for operation and storage.

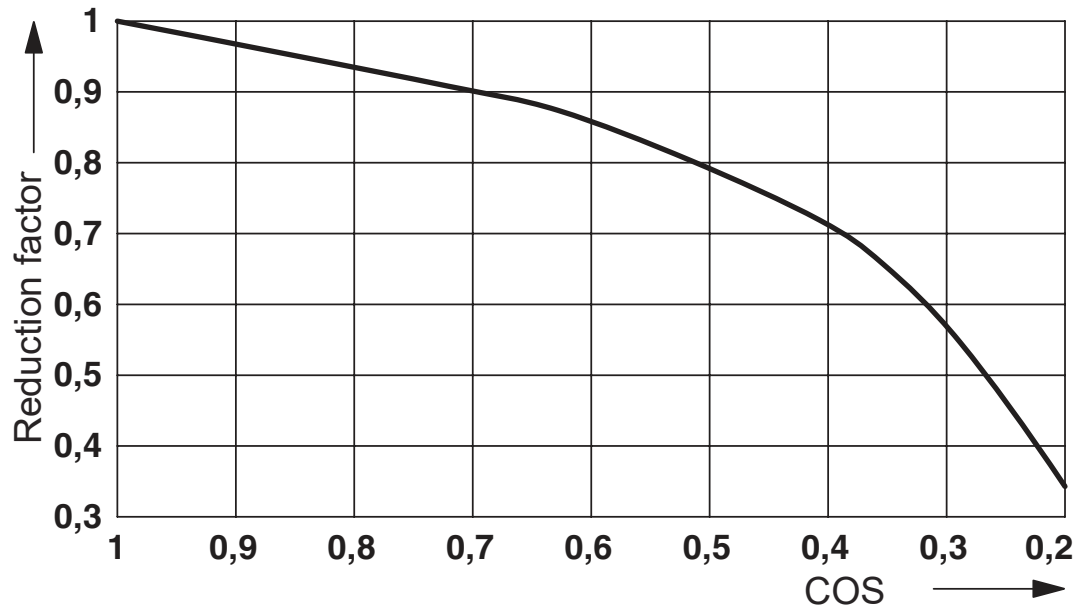
The maximum permissible ambient temperature as specified in the data sheet must be observed.

Area A: Ice buildup at ambient temperatures  $\leq 0^{\circ}\text{C}$  must be prevented

Area B: Condensation at ambient temperatures  $> 0^{\circ}\text{C}$  must be prevented

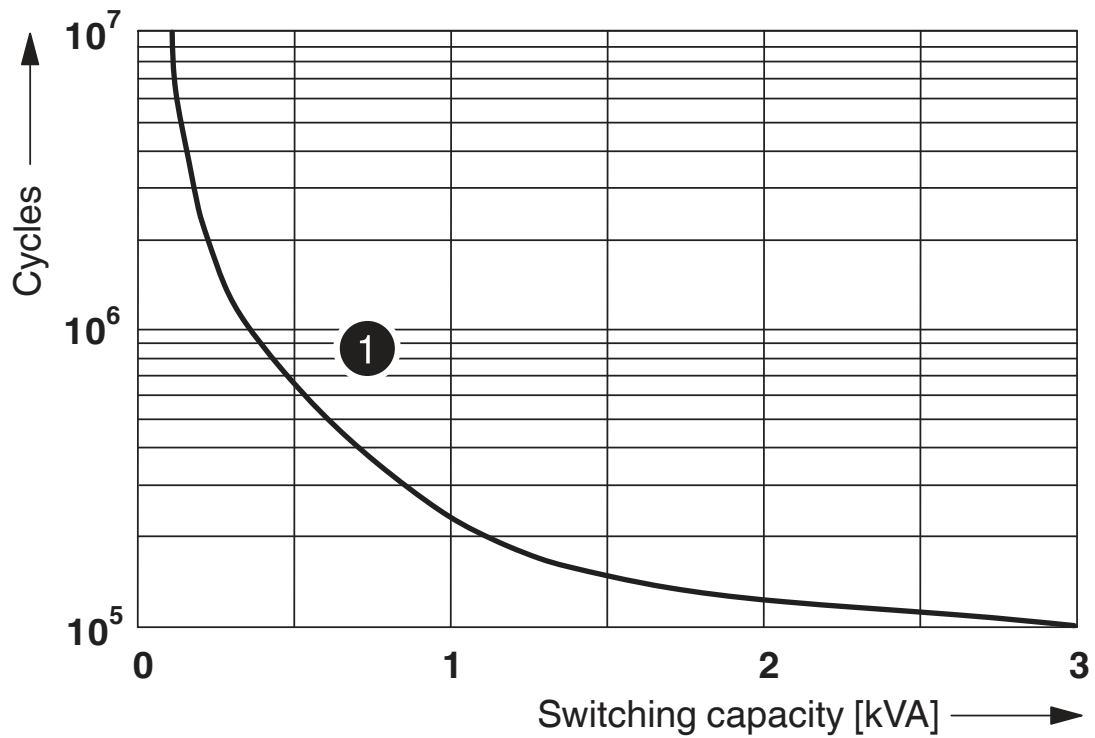
On 30 full days that are naturally distributed across an entire year, a humidity level of 95% is permissible at an ambient temperature  $\leq 25^{\circ}\text{C}$ .

Diagram



Service life reduction factor

Diagram



① 250 V AC, Ohmic load

Electrical service life



# REL-IR2/LDP-125DC/2X21 - Single relay



2903664

<https://www.phoenixcontact.com/us/products/2903664>

## Approvals

To download certificates, visit the product detail page: <https://www.phoenixcontact.com/us/products/2903664>



**CSA**

Approval ID: 256725



**cUL Recognized**

Approval ID: FILE E 172140



**UL Recognized**

Approval ID: FILE E 172140



**EAC**

Approval ID: TR\_TS\_D\_00573\_c



**EAC**

Approval ID: RU\*C-DE.\*08.B.00010



**VDE Zeichengenehmigung**

Approval ID: 40040427

**cULus Recognized**

# REL-IR2/LDP-125DC/2X21 - Single relay



2903664

<https://www.phoenixcontact.com/us/products/2903664>

## Classifications

### ECLASS

ECLASS-11.0	27371601
ECLASS-12.0	27371601
ECLASS-13.0	27371601

### ETIM

ETIM 8.0	EC001437
----------	----------

### UNSPSC

UNSPSC 21.0	39122300
-------------	----------

# REL-IR2/LDP-125DC/2X21 - Single relay



2903664

<https://www.phoenixcontact.com/us/products/2903664>

## Environmental product compliance

China RoHS	Environmentally friendly use period: unlimited = EFUP-e
	No hazardous substances above threshold values

# REL-IR2/LDP-125DC/2X21 - Single relay



2903664

<https://www.phoenixcontact.com/us/products/2903664>

## Mandatory accessories

### RIF-2-BPT/4X21 - Relay base

2900934

<https://www.phoenixcontact.com/us/products/2900934>



Relay base RIF-2..., for industrial relay with 2 or 4 changeover contacts, Push-in connection, plug-in option for input/interference suppression modules, for mounting on NS 35/7,5

### RIF-2-BSC/4X21 - Relay base

2900932

<https://www.phoenixcontact.com/us/products/2900932>



RIF-2... relay base, for industrial relay with 2 or 4 changeover contacts, screw connection, plug-in option for input/interference suppression modules, for mounting on NS 35/7,5

Phoenix Contact 2023 © - all rights reserved

<https://www.phoenixcontact.com>

Phoenix Contact USA  
586 Fulling Mill Road  
Middletown, PA 17057, United States  
(+717) 944-1300  
[info@phoenixcon.com](mailto:info@phoenixcon.com)