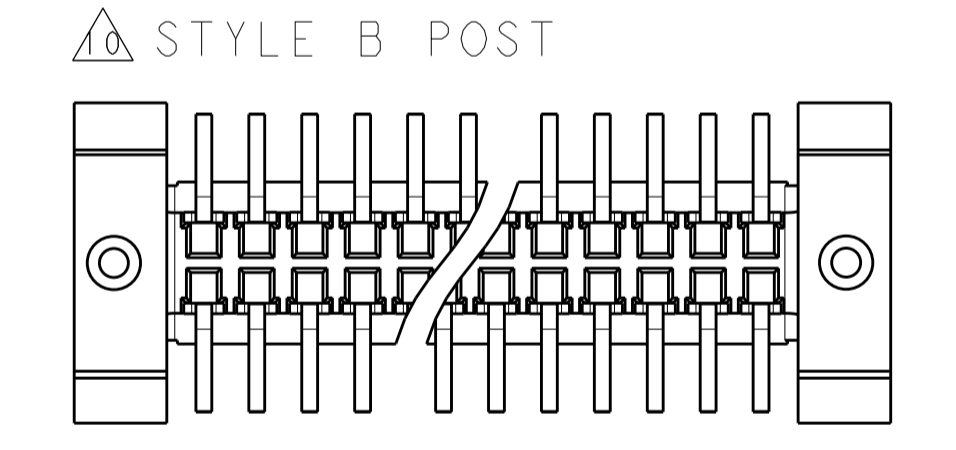
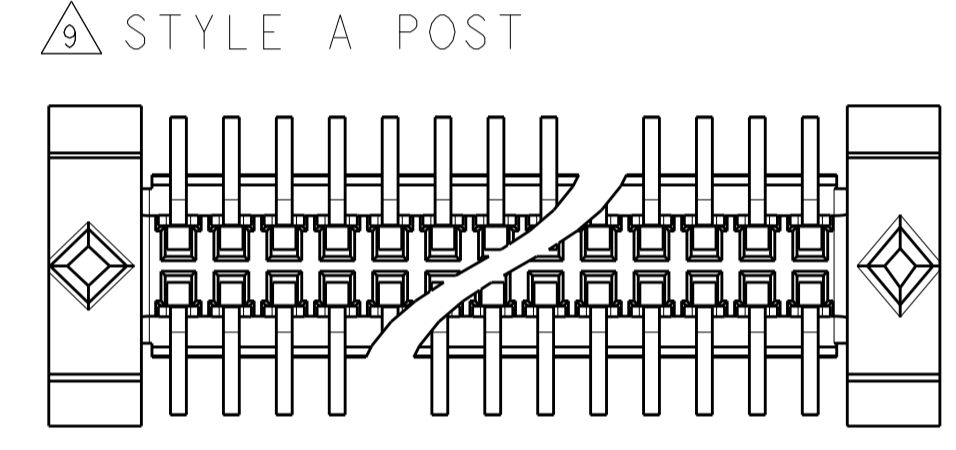
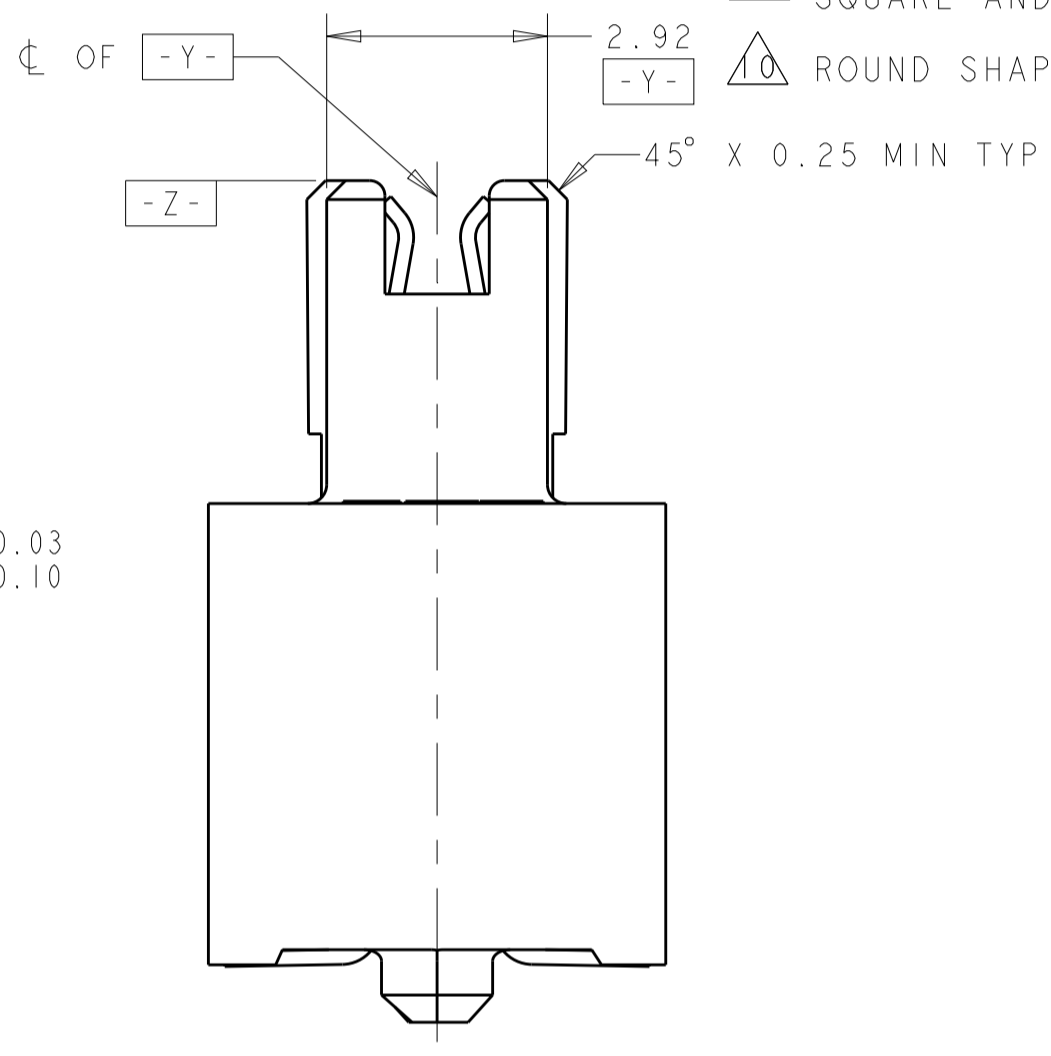
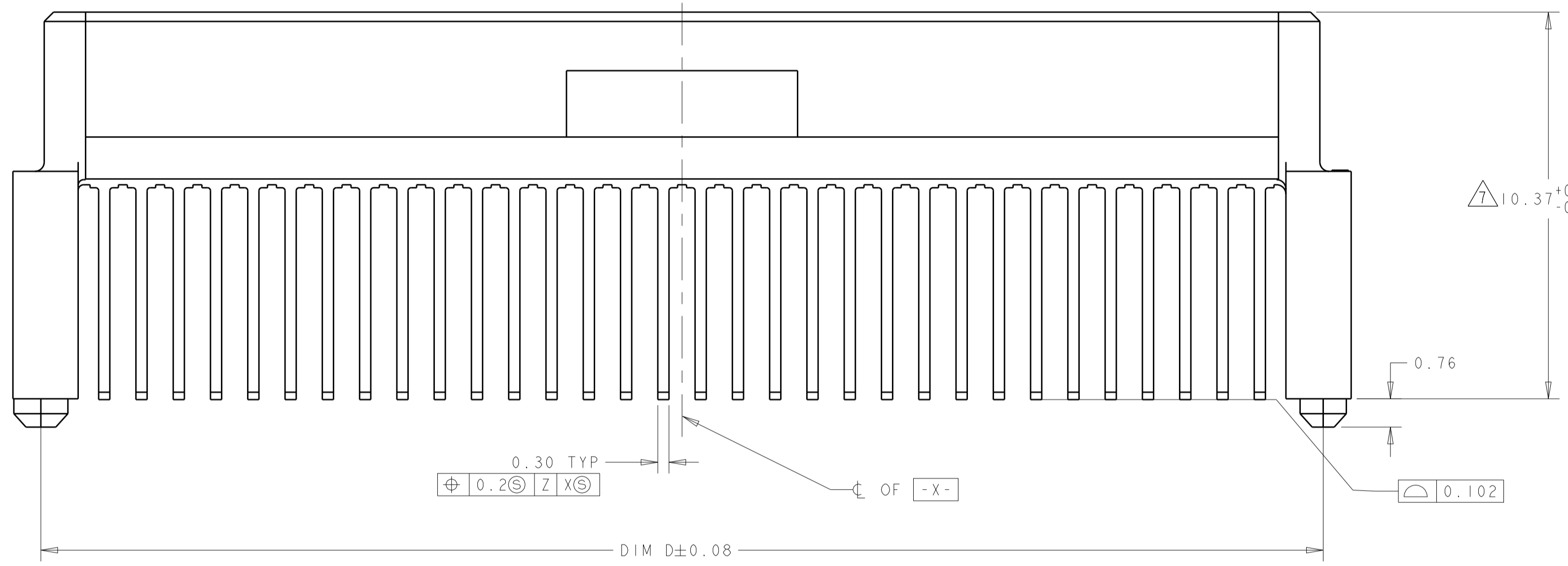
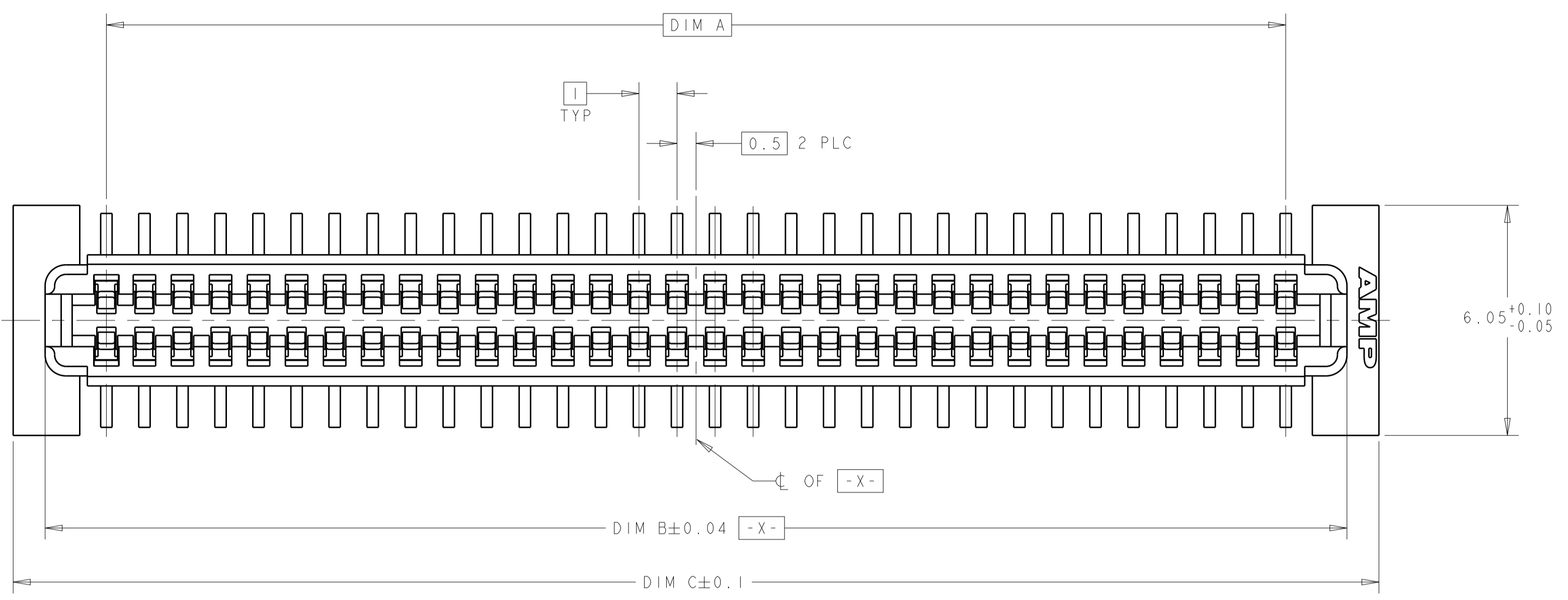
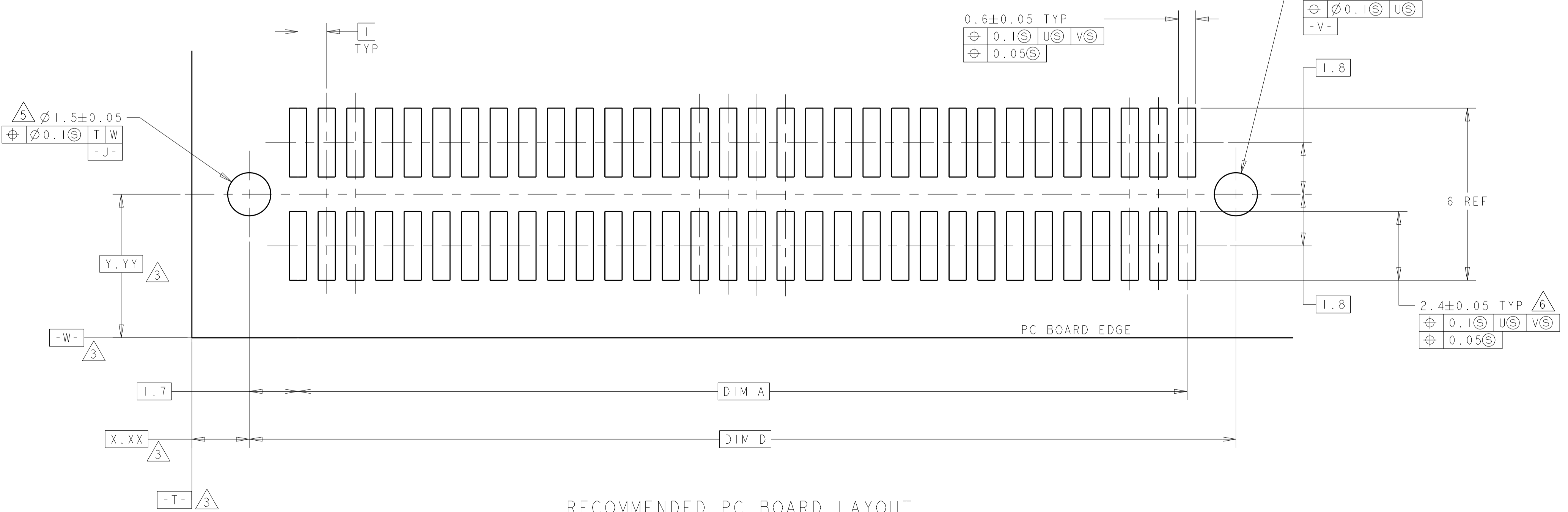


REVISIONS				
P.	LTN	DESCRIPTION	DATE	DMN APVD
K		REV PER ECR-14-016951	11FEB2015	J.T. W.H



- HOUSING MATERIAL: HIGH TEMPERATURE THERMOPLASTIC, COLOR; BLACK. CONTACT MATERIAL: PHOSPHOR BRONZE.
- CONTACT FINISH: NICKEL UNDERPLATE ALL OVER, MATING SURFACES PLATED TO MEET PL1 PERFORMANCE REQUIREMENTS OF INDUSTRY SPECIFICATION EIA-700AAAB, SOLDER TAILS PLATED TIN-LEAD.
- DATUM LOCATIONS AND BASIC DIMENSIONS TO BE ESTABLISHED BY THE CUSTOMER. CONSULT AMP ENGINEERING WHEN PLACING MULTIPLE CONNECTORS ON A PC BOARD.
- PACKAGED IN TAPE ON REELS PER EIA-481.
- 1.5 MIN DIAMETER HOLE SHOULD BE USED IF USING POST STYLE "A" AND PLACING ON PCB WITH VACUUM PLACEMENT EQUIPMENT.
- SHORTER SOLDER LANDS MAY BE USED PER EIA 700AAAB, HOWEVER 2.4 LENGTH ASSURES OPTIMUM SOLDER FILLET REGARDLESS OF MANUFACTURER OF CONNECTOR.
- REFERRED TO AS DIM H = 10.3±0.1 IN EIA 700AAAB SPECIFICATION.
- CONTACT FINISH: 0.002 MINIMUM BRIGHT TIN-LEAD (93-7) ON SOLDER AREA, 0.00127 MINIMUM GOLD ON MATING AREA, BOTH OVER 0.00127 MINIMUM NICKEL ON ENTIRE CONTACT.
- SQUARE AND DIAMOND SHAPED POSTS
- ROUND SHAPED POSTS



POST STYLE	FINISH	DIM D	DIM C	DIM B	DIM A	STACK HGTS	POS	PART NO
10	8	44.4	45.9	44.22	41	14, 15	84	3-120524-2
10	8	34.4	35.9	34.22	31	14, 15	64	3-120524-1
10	2	44.4	45.9	44.22	41	14, 15	84	2-120524-2
9	2	34.4	35.9	34.22	31	14, 15	64	2-120524-1
9	8	44.4	45.9	44.22	41	14, 15	84	1-120524-2
9	8	34.4	35.9	34.22	31	14, 15	64	1-120524-1
9	2	44.4	45.9	44.22	41	14, 15	84	120524-2
9	2	34.4	35.9	34.22	31	14, 15	64	120524-1

RECOMMENDED PC BOARD LAYOUT

THIS DRAWING IS A CONTROLLED DOCUMENT. DMN J. REED 27/11/97
 CHK L. VO 27/11/97
 APVD - NAME -

STE TE Connectivity

PRODUCT SPEC: RCPT ASSY, 1.0mm FH(IEEE1386)
 APPLICATION SPEC: CONNECTOR

SIZE: 114-25045 CAGE CODE: A100779 DRAWING NO: 120524
 WEIGHT: -

MATERIAL: SEE TABLE
 FINISH: -

CUSTOMER DRAWING SCALE: 10:1 SHEET: 1 OF 1 REV: K