

# Customer Information Sheet

DRAWING No.: G125-MCXXX05LX-XXXXL

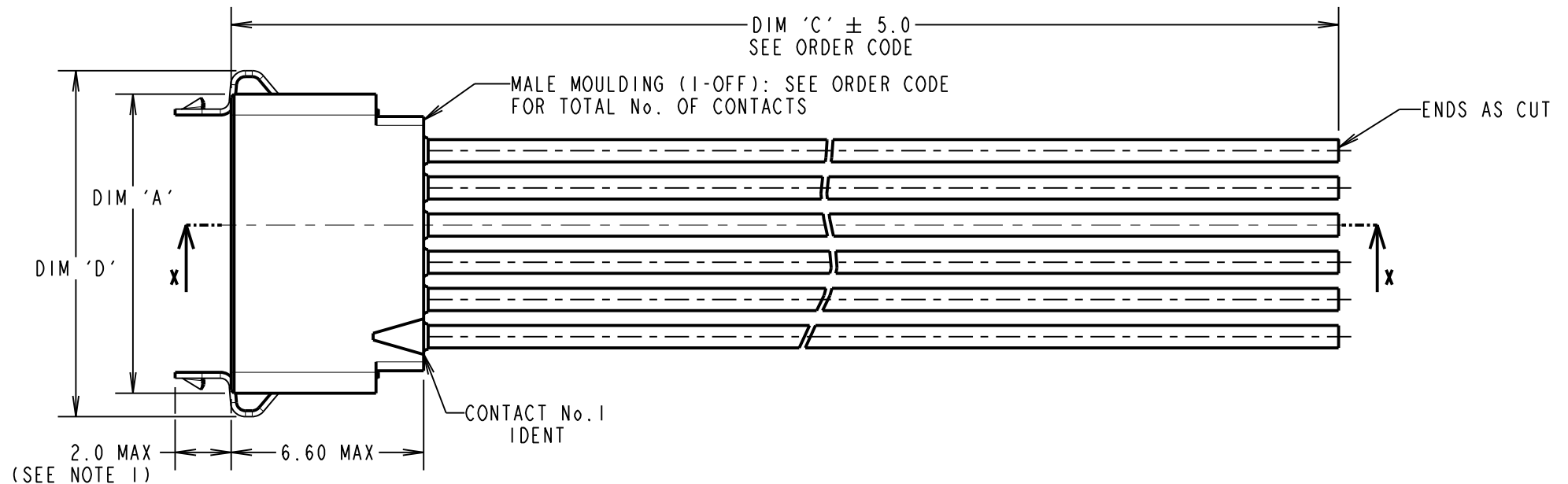
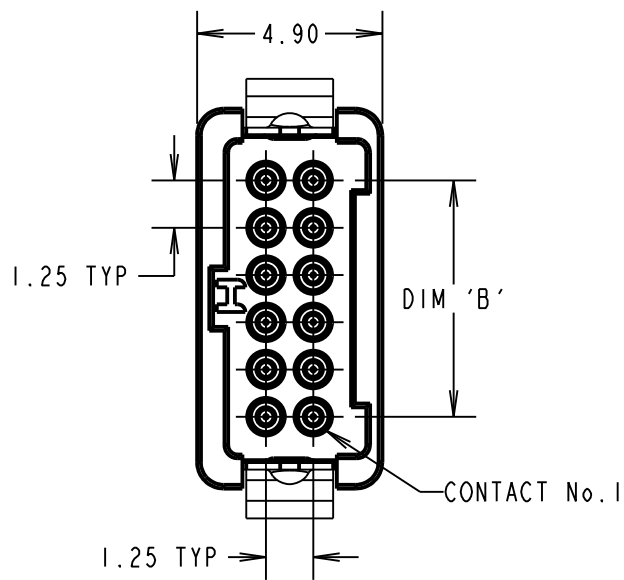
IF IN DOUBT - ASK

©

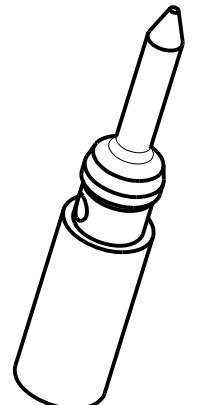
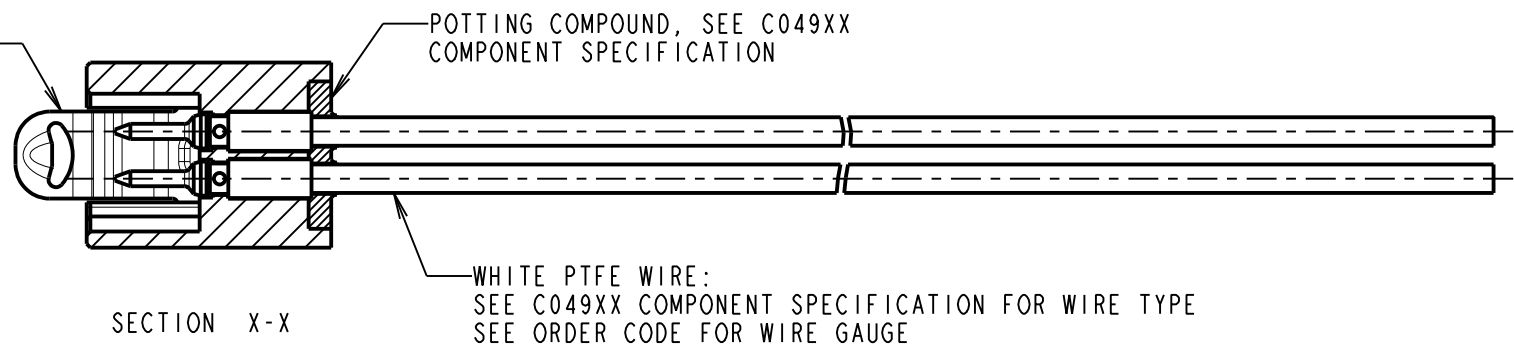
NOT TO SCALE

THIRD ANGLE PROJECTION

ALL DIMENSIONS IN mm



LATCHES (2-OFF): SEE ORDER CODE FOR REQUIREMENT



PATENTED TECHNOLOGY

DIM 'A'	(TOTAL No. OF CONTACTS - 2) x 0.625 + 3.80
DIM 'B'	(TOTAL No. OF CONTACTS - 2) x 0.625 ± 0.20
DIM 'D'	(TOTAL No. OF CONTACTS - 2) x 0.625 + 5.2

**G125-MCXXX05LX-XXXXL**

26 AWG = 1 28 AWG = 2 30 AWG = 3	DIM 'C' LENGTH: 0060 = 60mm MIN 9999 = 9999mm MAX	
TOTAL No. OF CONTACTS: 06, 10, 12, 16, 20, 26, 34, 50	STOCKED LENGTHS: 0150 = 150mm 0300 = 300mm 0450 = 450mm	LATCHES: L0 = NO LATCHES L4 = LATCHES

RTP	6	09.07.20	30098
NAME	ISS.	DATE	CN/CO
APPROVED:		R.PORTLOCK	
CHECKED:		M.RUDKIN	
DRAWN:		S.FLOWER	
CUSTOMER REF.:			
ASSEMBLY DRG:			

**NOTES:**

1. LATCHES ARE SHOWN FOR ILLUSTRATION ONLY. WHEN "L0" IS SPECIFIED IN THE ORDER CODE NO LATCHES WILL BE FITTED.
2. CABLE ASSEMBLIES WILL BE BULK PACKED IN BAGS.
3. FOR COMPLETE SPECIFICATION SEE COMPONENT SPECIFICATIONS C049XX AND C125XX (LATEST ISSUES).
4. CUSTOM LENGTH CABLE ASSEMBLIES CAN BE PRODUCED FROM 60mm TO 9999mm.

**HARWIN**

www.harwin.com  
technical@harwin.com

THIS DRAWING AND ANY INFORMATION OR DESCRIPTIVE MATTER SET OUT HEREON ARE CONFIDENTIAL AND COPYRIGHT PROPERTY OF THE HARWIN GROUP AND MUST NOT BE DISCLOSED, LOANED, COPIED OR USED FOR MANUFACTURING, TENDERING OR FOR ANY OTHER PURPOSE WITHOUT THEIR WRITTEN PERMISSION.

**TOLERANCES**  
 X. = ±1mm  
 X.X = ±0.50mm  
 X.XX = ±0.20mm  
 X.XXX = ±0.01mm  
 ANGLES = ±5°  
 UNLESS STATED

**MATERIAL:** SEE ABOVE  
**FINISH:** SEE ABOVE  
**S/AREA:** mm<sup>2</sup>

**TITLE:** G125 SERIES MALE CRIMP CONNECTOR WITH PIGTAIL  
**DRAWING NUMBER:** G125-MCXXX05LX-XXXXL  
 SHT 2 OF 2