

QT-Brightek Lamp Series

3mm Round Lamp

Part No.: QBL7XX30C

XX: Color Code

Table of Contents:

Introduction	3
Electrical / Optical Characteristic (Ta=25 °C)	4
Absolute Maximum Rating	4
Characteristic Curves.....	5
Ordering Information	7
Revision History	8
Disclaimer	8

Introduction

Feature:

- Water clear lens
- Packed in bulk
- 3mm round lamp
- AlInGaP technology for R/O/Y/AG
- InGaN technology for IG/IB
- Viewing angle: 30° typ.

Description:

These bright 3mm round type lamps are suitable for all indicator applications such as electronic signs and electronic board indicator.

Application:

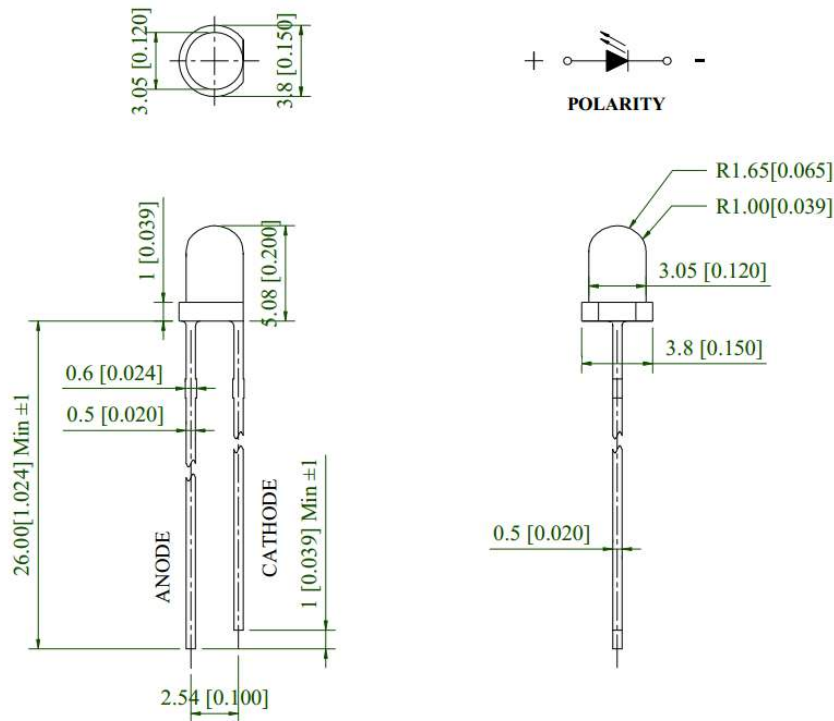
- General purpose indicator application
- Electronic signs and electronics board
- LED lighting

Certification & Compliance:

- TS16949
- ISO9001
- RoHS Compliant



Dimension:



Units: mm / general tolerance = +/-0.25mm unless otherwise specified

Electrical / Optical Characteristic (Ta=25°C)

Product	Color	I _F (mA)	V _F (V)		λ _D (nm)	I _V (mcd)	
			Typ.	Max.	Typ.	Min.	Typ.
QBL7R30C	Red	20	2.0	2.6	624	460	780
QBL7O30C	Orange	20	2.0	2.6	605	600	1000
QBL7Y30C	Yellow	20	2.0	2.6	590	270	460
QBL7AG30C	Yellow Green	20	2.0	2.6	573	160	270
QBL7IG30C	True Green	20	3.2	3.6	525	11000	18000
QBL7IB30C	Blue	20	3.2	3.6	470	2200	3800

Absolute Maximum Rating

Material	P _d (mW)	I _F (mA)	I _{FP} (mA)*	V _R (V)	T _{OP} (°C)	T _{ST} (°C)	T _{SOL} (°C)**
AllnGaP	65	25	100	5	-40 to +85	-40 to +100	260
InGaN	95	25	100	5	-40 to +85	-40 to +100	260

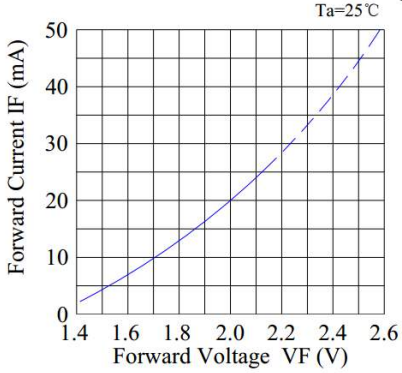
*1/10 Duty Cycle, 0.1ms Pulse Width

**Wave Soldering for no more than 3 sec @ 260 °C

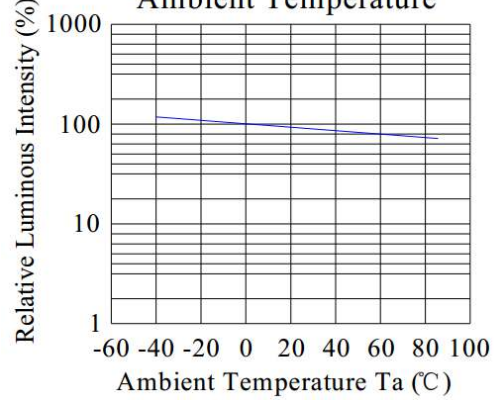
Characteristic Curves

AllnGaP (R/AG/O/Y)

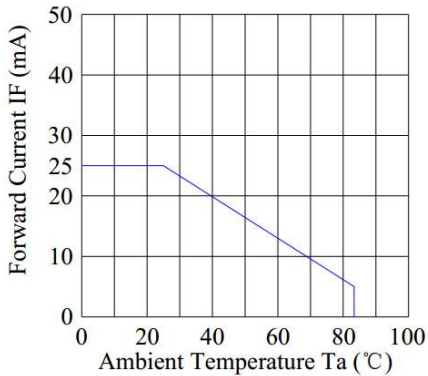
Forward Current & Forward Voltage



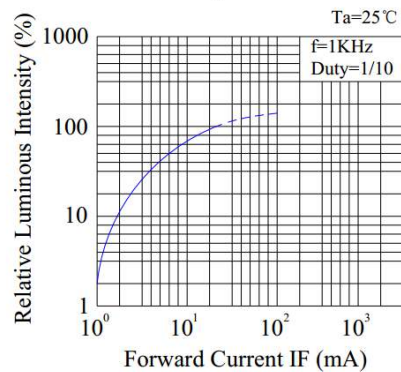
Luminous Intensity & Ambient Temperature



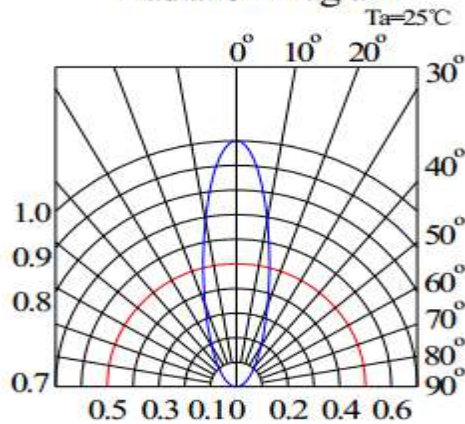
Forward Current Derating Curve



Luminous Intensity & Forward Current

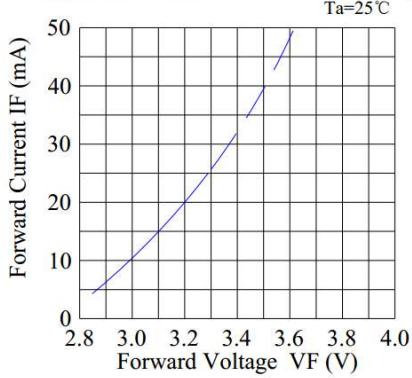


Radiation Diagram

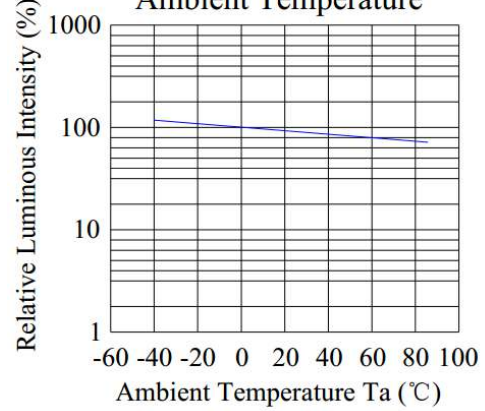


InGaN (IG/IB)

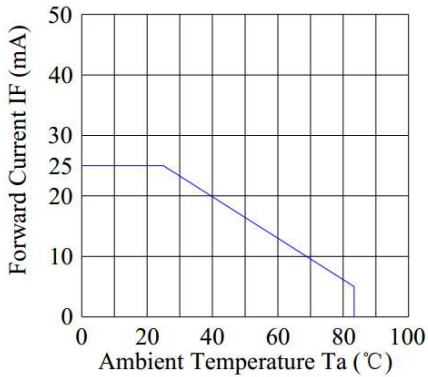
Forward Current & Forward Voltage



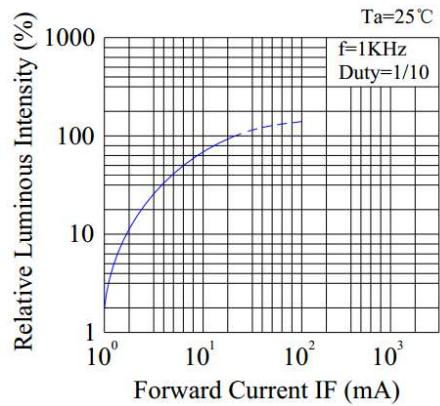
Luminous Intensity & Ambient Temperature



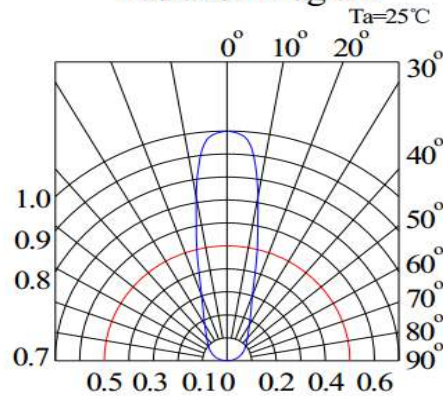
Forward Current Derating Curve



Luminous Intensity & Forward Current



Radiation Diagram



Ordering Information

Part #	Orderable Part #	Spec Range	Quantity per bag
QBL7R30C	QBL7R30C	Iv=780mcd typ. @ 20mA, $\lambda_D=624\text{nm}$ typ.	500pcs
QBL7O30C	QBL7O30C	Iv=1000mcd typ. @ 20mA, $\lambda_D=605\text{nm}$ typ.	500pcs
QBL7Y30C	QBL7Y30C	Iv=460mcd typ. @ 20mA, $\lambda_D=590\text{nm}$ typ.	500pcs
QBL7AG30C	QBL7AG30C	Iv=270mcd typ. @ 20mA, $\lambda_D=573\text{nm}$ typ.	500pcs
QBL7IG30C	QBL7IG30C	Iv=18000mcd typ. @ 20mA, $\lambda_D=525\text{nm}$ typ.	500pcs
QBL7IB30C	QBL7IB30C	Iv=3800mcd typ. @ 20mA, $\lambda_D=470\text{nm}$ typ.	500pcs

Revision History

Description:	Revision #	Revision Date
New Release of QBL7XX30C Series	V1.0	09/20/2010
Brightness/color updates	V1.1	06/25/2011
Add CCT Chart/Table	V1.2	10/19/2011
Update format and spec	V1.3	05/09/2012
QBL7IW30C brightness/CCT	V1.4	06/04/2012
Amend Dimension	V1.5	08/02/2012
Added Red and Yellow/Amend Dimension	V1.6	08/13/2012
Update spec and dimension drawing	V2.0	11/22/2017

Disclaimer

QT-BRIGHTEK reserves the right to make changes without further notice to any products herein to improve reliability, function or design. QT-BRIGHTEK does not assume any liability arising out of the application or use of any product or circuit described herein; neither does it convey any license under its patent rights, nor the rights of others.

Life Support Policy

QT-BRIGHTEK's products are not authorized for use as critical components in life support devices or systems without the express written approval of QT-BRIGHTEK. As used herein:

1. Life support devices or systems are devices or systems which, (a) are intended for surgical implant into the body, or (b) support or sustain life, and (c) whose failure to perform when properly used in accordance with instructions for use provided in the labeling, can be reasonably expected to result in a significant injury of the user.
2. A critical component in any component of a life support device or system whose failure to perform can be reasonably expected to cause the failure of the life support device or system, or to affect its safety or effectiveness.