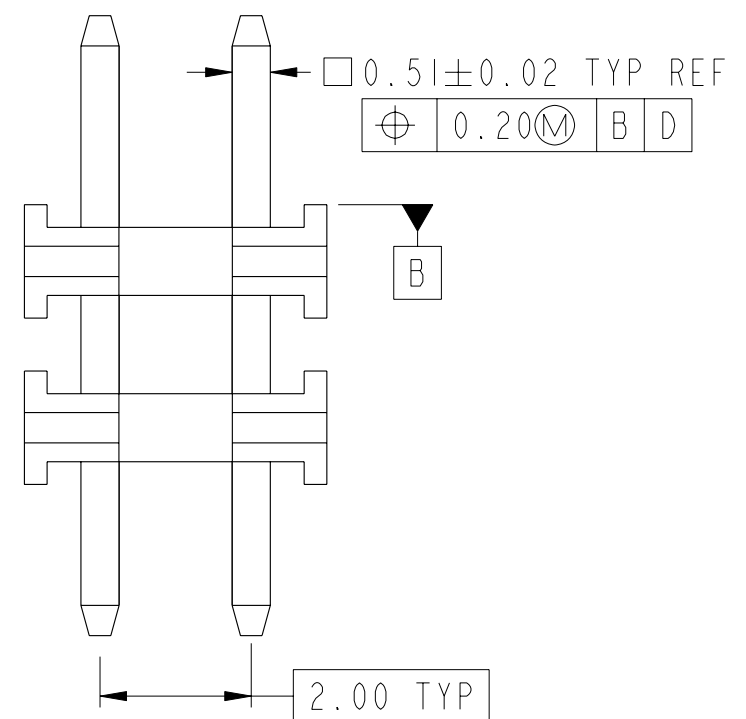
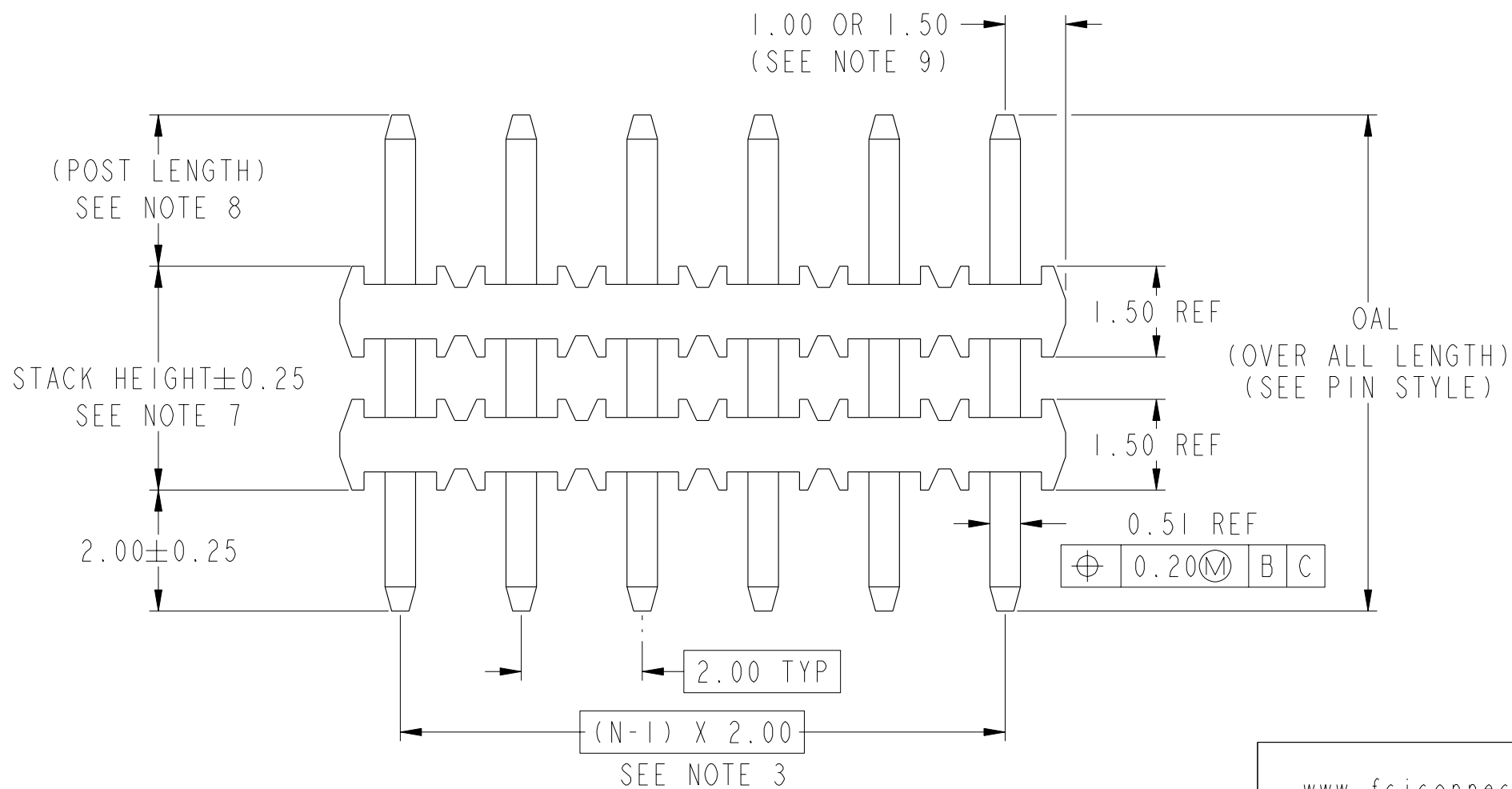
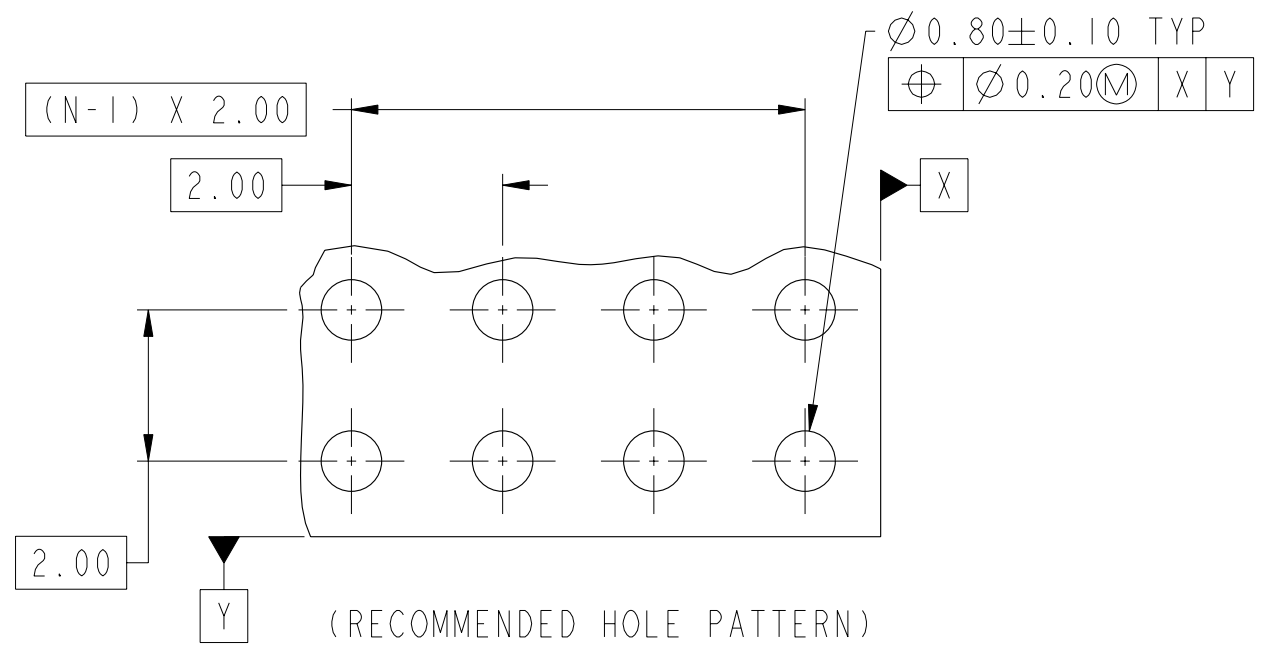
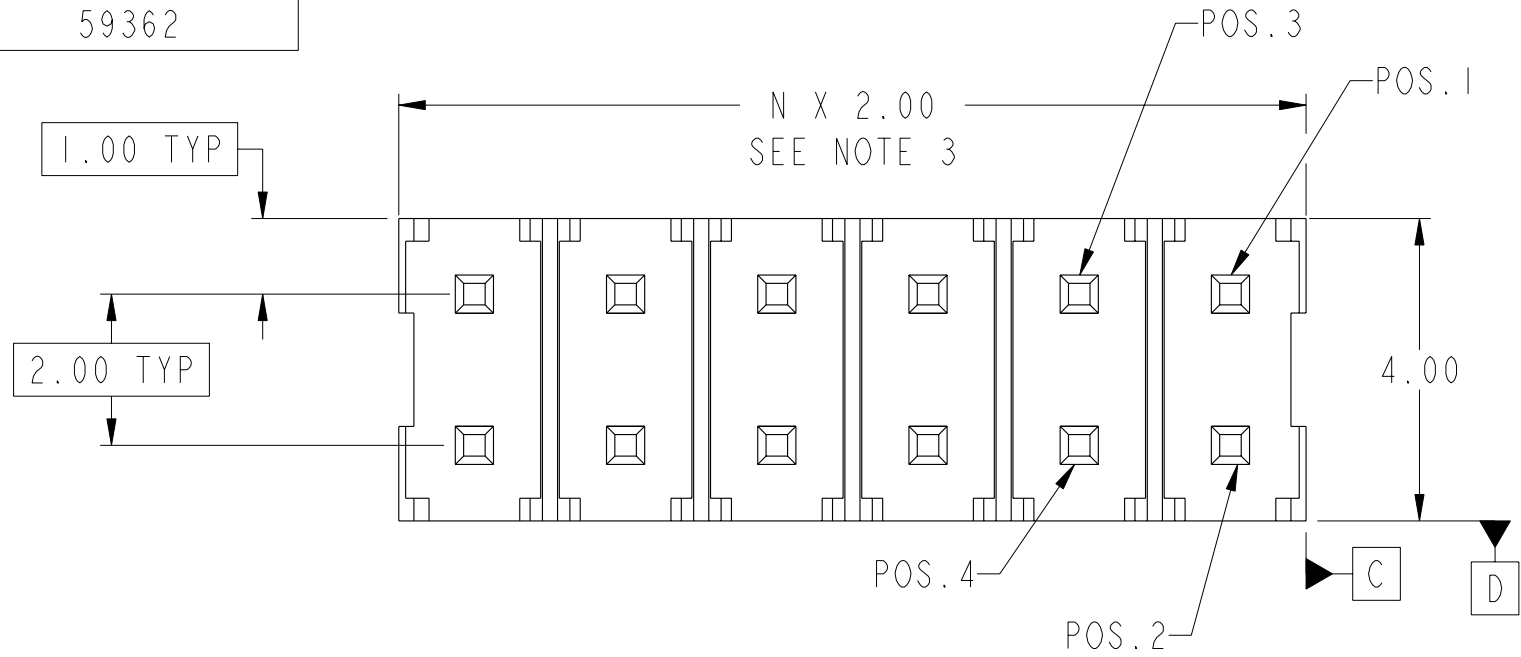


PRODUCT NUMBER  
59362



**CONFIDENTIAL**

www.fciconnect.com		surface ISO 1302	tolerance std ISO 406 ISO 1101	projection MM
TOLERANCES UNLESS OTHERWISE SPECIFIED				
Dr	KH LEE	2007-02-09	ANGULAR	0.X ±0.5
Eng	KH LEE	2007-02-09	LINEAR	0.XX ±0.25
Chr	KH LEE	2009-12-23	0° ±3°	0.XXX ±0.150
Appr	JOEY NG	2009-12-23	Product family	MINITEK
Title				size
2.00mm UNSHROUDED HEADER				A3
BOARD TO BOARD (PIN IN PASTE)				Scale
catalog no				10:1
dwg no			ECN	Spec ref
59362			S10-0205	-
CUSTOMER			sheet 1 of 2	Rev.
-				B

rev	ecn no	dr	date
A	S07-0046	KHL	2007-02-09
B	S10-0205	N.B.R	2009-12-23
-	-	-	-
-	-	-	-
-	-	-	-
-	-	-	-

Copyright FCI.

PRODUCT NUMBER  
59362

PRODUCT NUMBER DESCRIPTION :  
59362 - X XX XX X XXX X LF

PLATING  
S = 0.38µm GOLD ON CONTACT AREA  
0.38µm GOLD ON TAIL  
G = 0.76µm GOLD ON CONTACT AREA  
0.76µm GOLD ON TAIL  
F = 0.20µm GOLD ON CONTACT AREA  
0.20µm GOLD ON TAIL  
T = 0.76µm GOLD ON CONTACT AREA  
2.54µm 100% MATTE TIN ON TAIL

LEAD FREE (SEE NOTE 11,12 & 13)  
RETENTION (SEE NOTES 6 & 10)  
STACKER HEIGHT (SEE NOTE 7)  
PACKAGING: - = BAGS  
(SEE NOTE 5) U = TUBES  
P = TUBE WITH PICK-UP CAP  
A = TAPE & REEL WITH PICK-UP CAP  
POSITIONS PER ROW (02 TO 25)

PIN STYLE	OAL
22	08.2
24	09.6
26	10.2
28	11.8
30	13.5
32	14.1
34	15.6
36	17.1
38	19.1
40	21.1

NOTES:

- MATERIAL HOUSING: HIGH TEMPERATURE THERMOPLASTIC UL 94V-0, COLOR BLACK
- MATERIAL TERMINAL: COPPER ALLOY

- TO DETERMINE DIMENSIONS:  
N=NUMBER OF POSITIONS PER ROW  
EX.: 10 POS., N x 2.00 = 20.00 TOTAL POSITIONS
- 0.9kg MIN. PIN RETENTION IN EITHER DIRECTION.

- PACKAGING;  
(A) STANDARD PACKAGING: IN POLY BAGS.  
(B) SPECIAL PACKAGING: IN TUBE OR TAPE AND REEL.  
FOR TUBE AN OPTIONAL PICK-UP CAP IS PROVIDED AT THE CENTER OF THE PRODUCT FOR PICK AND PLACE APPLICATIONS. PICK-UP CAP IS STANDARD IN TAPE AND REEL.  
FOR ALL SPECIAL PACKAGING,FCI MUST BE CONTACTED FOR AVAILABILITY IN SIZE REQUESTED.

- RETENTION LEG:  
2.3kg MAX INSERTION FORCE AND 1 kg MIN RETENTION FORCE PER RETENTIVE PIN USING 1.57mm THICK CIRCUIT BOARD AND RECOMMENDED HOLE PATTERN. RETENTIVE LOCATION AT THE DISCRETION OF THE MANUFACTURER. RETENTION IS TWO PINS PER PART ADJACENT TO ONE ANOTHER.

- STACK HEIGHT IS DETERMINED BY CUSTOMER APPLICATION REQUIREMENTS. SPECIFIED IN mm. EXAMPLE: 3.7mm STACK HEIGHT=59362-XXXXXX037XLF.

- POST LENGTH IS DETERMINED BY: (OAL)-(2.50)-(STACK HGT.)=POST LENGTH. MINIMUM MATING LENGTH TO BE 2.0mm

- DIM 1.0 APPLIES TO MOLDED SIDE(S) ONLY. IF SIDE(S) ARE BROKEN, DIM 1.5 MAX APPLIES.
- OMIT FROM PRODUCT NUMBER IF FEATURE IS NOT APPLICABLE.
- THE HOUSING WILL WITHSTAND EXPOSURE TO 255°C PEAK TEMPERATURE FOR 10 SECONDS IN A CONVECTION, INFRA-RED OR VAPOR PHASE REFLOW OVEN.
- THE HOUSING WILL WITHSTAND EXPOSURE TO 260°C PEAK TEMPERATURE FOR 10 SECONDS IN A WAVE SOLDER APPLICATION WITH A 1.57MM MINIMUM THICK CIRCUIT BOARD.
- THIS PRODUCT MEETS EUROPEAN UNION DIRECTIVES AND OTHER COUNTRY REGULATIONS AS DESCRIBED IN GS-22-008.
- A  $\triangle$  B SYMBOL WILL BE NEXT TO ANY DIMENSION, VIEW OR NOTE WHICH HAS BEEN MODIFIED WITH THE CURRENT DRAWING REVISION.

**CONFIDENTIAL**

www.fciconnect.com			surface $\checkmark$ ISO 1302	tolerance std ISO 406 ISO 1101	projection 	MM Scale 5:1
TOLERANCES UNLESS OTHERWISE SPECIFIED						
Dr	KH LEE	2007-02-09	ANGULAR	LINEAR	0.X	±0.5
Eng	KH LEE	2007-02-09			0.XX	±0.25
Chr	KH LEE	2009-12-23	0°	±3°	0.XXX	±0.150
Appr	JOEY NG	2009-12-23	Product family		MINITEK	Spec ref -
			2.00mm UNSHROUDED HEADER BOARD TO BOARD (PIN IN PASTE)		dwg no 59362	Rev. B
			catalog no	-	CUSTOMER	sheet 2 of 2

Copyright FCI.