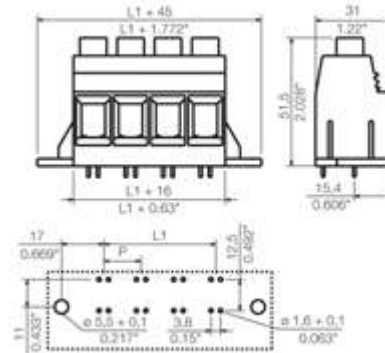


LXXX 15.00/03/90F 4.5SN BK BX

View with Tabs | [List View](#)

## General ordering data

Order No.	1047300000
Part designation	LXXX 15.00/03/90F 4.5SN BK BX
Version	PCB terminal, Clamping yoke connection, Solder connection, Clamping range, max.: 50 mm <sup>2</sup> , Pitch in mm: 15.00 mm, No. of poles: 3, 90°, Box
GTIN (EAN)	4032248783854
Qty.	10 pc(s).
Packaging	Box

## System parameters

Product family	System LXXX
Conductor connection system	Clamping yoke connection
Fitted to PCB	Solder connection
Outgoing direction of conductor	90°
Pitch in mm	15 mm
Pitch in inch	0.591 inch
No. of poles	3
Fitted by customer	No
No. of rows	1
Solder pin length	4.5 mm
Diameter of solder eyelet	1.6 mm
Tolerance of the diameter of the solder eyelet	+ 0,1 mm
Number of solder pins per pole	4

Screwdriver blade	1.2 x 6.5
Screwdriver blade standard	DIN 5264
Tightening torque, min.	2.5 Nm
Tightening torque, max.	4 Nm
Clamping screw	M 6
Stripping length	18 mm
L1 in mm	30 mm
L1 in inch	1.181 inch

#### Material data

Insulating material	Wemid (PA)
Colour	black
Flammability class UL 94	V-0
CTI	≥ 600
Contact material	Copper alloy
Contact surface	tinned
Contact base material	Copper alloy

#### Connectable conductors

Clamping range, min.	0.5 mm <sup>2</sup>
Clamping range, max.	50 mm <sup>2</sup>
Conductor connection cross-section AWG, min.	AWG 20
Conductor connection cross-section AWG, max.	AWG 1
Solid, min. H05(07) V-U	0.5 mm <sup>2</sup>
Solid, max. H05(07) V-U	16 mm <sup>2</sup>
Stranded, max. H07V-R	50 mm <sup>2</sup>
Stranded, min. H07V-R	6 mm <sup>2</sup>
Flexible, min. H05(07) V-K	0.5 mm <sup>2</sup>
Flexible, max. H05(07) V-K	35 mm <sup>2</sup>
w. wire end ferrule, DIN 46228 pt 1, min	0.5 mm <sup>2</sup>
with wire end ferrule, DIN 46228 pt 1, max.	35 mm <sup>2</sup>
w. plastic collar ferrule, DIN 46228 pt 4, min.	0.5 mm <sup>2</sup>
with plastic collar ferrule, DIN 46228 pt 4, max.	35 mm <sup>2</sup>

## DIN IEC rating data

Rated current, min. No. of poles (Tu=20°C)	150 A
Rated current, no. of poles (Tu=40°C), min.	150 A
Rated voltage for overvoltage class/ pollution severity II/ 2	1,000 V
Rated voltage for overvoltage class/ pollution severity III/ 2	1,000 V
Rated voltage at overvoltage category/ pollution degree III/ 3	1,000 V
Rated impulse withstand voltage for overvoltage class/ pollution severity II/ 2	8 kV
Rated impulse withstand voltage for overvoltage class/ pollution severity III/ 2	8 kV
Rated impulse withstand voltage for overvoltage class/ pollution severity III/ 3	8 kV

## CSA rating data

Rated voltage (Use group B)	600 V
Rated current (use group B)	127 A
Rated voltage (Use group C)	600 V
Rated current (use group C)	127 A
Rated voltage (use group D)	600 V
Rated current (use group D)	5 A
Wire cross-section, AWG, min.	AWG 20
Wire cross-section, AWG, max.	AWG 1

## UL 1059 rating data

Rated voltage (use group B)	600 V
Rated current (use group B)	127 A
Rated voltage (use group C)	600 V
Rated current (use group C)	127 A
Rated voltage (use group D)	600 V

Rated current (use group D)	5 A
Wire cross-section, AWG, min.	AWG 20
Wire cross-section, AWG, max.	AWG 1

Approvals

Approvals institutes



Classifications

eClass 6.0	27-26-11-01
------------	-------------




Notes

Notes

- Additional colours on request
- Rated current related to rated cross-section and min. No. of poles.
- Wire end ferrule without plastic collar to DIN 46228 pt 1
- Wire end ferrule with plastic collar to DIN 46228 pt 4
- P on drg. = pitch
- Rated data refer only to the component itself. Clearance and creepage distances to other components are to be designed in accordance with the relevant application standards.
- IP 20 from 16 mm<sup>2</sup> to 50 mm<sup>2</sup>

Similar products

	Colour	No. of poles	Solder pin length	Order No.	Part designation	Version
	pebble grey	<input type="text" value="1"/>	<input type="text" value="4.5 mm"/>	<input type="text" value="1047360000"/>	LXXX 15.00/01/90F 4.5SN GY BX	PCB terminal, Clamping yoke connection, Solder connection, Clamping range, max.: 50 mm <sup>2</sup> , Pitch in mm: 15.00 mm, No. of poles: 1, 90°, Box

	Colour	No. of poles	Solder pin length	Order No.	Part designation	Version
	pebble grey	2	4.5 mm	1047370000	LXXX 15.00/02/90F 4.5SN GY BX	PCB terminal, Clamping yoke connection, Solder connection, Clamping range, max.: 50 mm <sup>2</sup> , Pitch in mm: 15.00 mm, No. of poles: 2, 90°, Box
		<input type="text" value="2"/>	<input type="text" value="4.5 mm"/>	<input type="text" value="1047370000"/>		
					<a href="#">Add to Inquiry list</a>	<a href="#">PDF Datasheet</a>
	pebble grey	3	4.5 mm	1047380000	LXXX 15.00/03/90F 4.5SN GY BX	PCB terminal, Clamping yoke connection, Solder connection, Clamping range, max.: 50 mm <sup>2</sup> , Pitch in mm: 15.00 mm, No. of poles: 3, 90°, Box
		<input type="text" value="3"/>	<input type="text" value="4.5 mm"/>	<input type="text" value="1047380000"/>		
					<a href="#">Add to Inquiry list</a>	<a href="#">PDF Datasheet</a>
	pebble grey	4	4.5 mm	1047390000	LXXX 15.00/04/90F 4.5SN GY BX	PCB terminal, Clamping yoke connection, Solder connection, Clamping range, max.: 50 mm <sup>2</sup> , Pitch in mm: 15.00 mm, No. of poles: 4, 90°, Box
		<input type="text" value="4"/>	<input type="text" value="4.5 mm"/>	<input type="text" value="1047390000"/>		
					<a href="#">Add to Inquiry list</a>	<a href="#">PDF Datasheet</a>