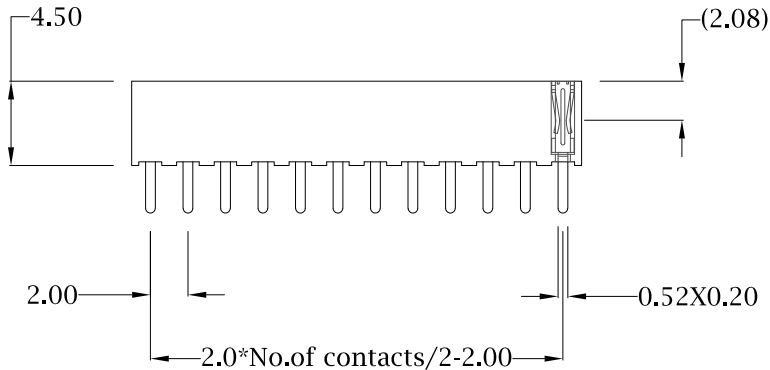

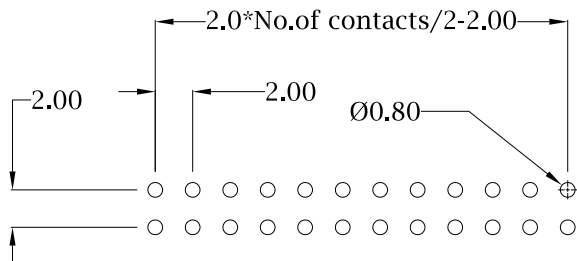


**Description: 2mm Dual Row Receptacle**



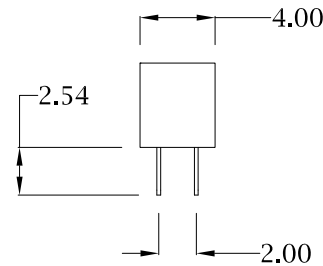
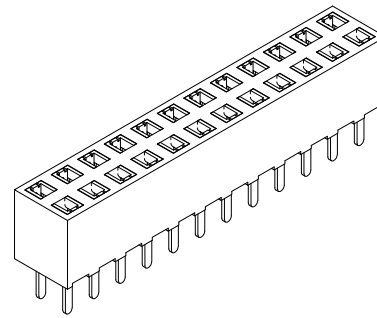
04~20 pin : 0.10mm  
 22~50 pin : 0.20mm  
 52~80 pin : 0.30mm

**Recommended P.C. Board Hole Layout**



Units = mm

**Tolerance**  
 .X ±0.3  
 .XX ±0.20  
 .XXX ±0.100



**Material:**

Insulator: Nylon-6T, Black, UL 94V-0  
 Process Temperature: 260°C for 10 seconds  
 Contact: Phosphor Bronze  
 Gold Flash Mating Side  
 100µ" Tin on Board Side

**Electrical:**

Current Rating: 2 Amps  
 Contact Resistance: 20 mOhms Max.  
 Insulation Resistance: 5000 MOhms Min.  
 Working Voltage: 250V  
 Temperature: -40° C TO +105° C

**2 5 6 4 Y Y 0 1 R P 2**

**Series**  
 2564 = Dual Row

**Position**  
 Dual - Increments of 2  
 (04 to 80)

**Type**  
 01 = Straight

**Plating Options**  
 P2 = Gold Flash Mating Side, 100µ" Tin on Board Side

	THESE DRAWINGS AND SPECIFICATIONS ARE THE PROPERTY OF NorComp AND SHALL NOT BE REPRODUCED, COPIED OR USED AS THE BASIS FOR THE MANUFACTURE OF SALE OF APPARATUS WITHOUT WRITTEN PERMISSION.	DRAWN: PAM JENKINS		DATE: 1-30-06	
		SCALE: NTS	SHEET 1 OF 1	REV 3	
<b>NorComp</b>		DWG NO. 2564YY01RP2			