

3 PIN

4 PIN

5 PIN

6 PIN

7 PIN

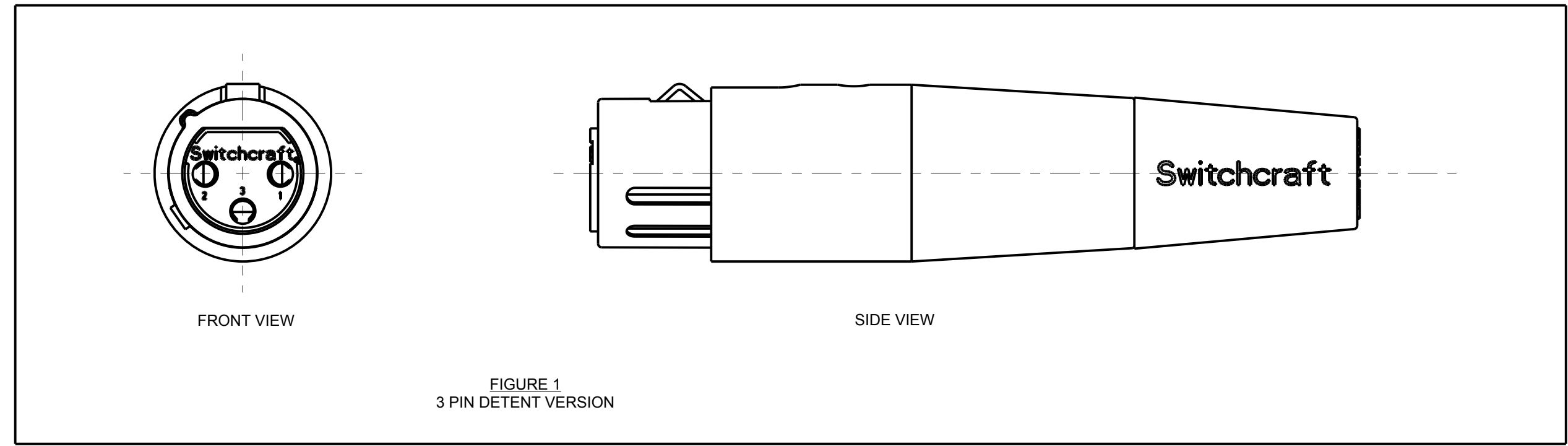


FIGURE 1
3 PIN DETENT VERSION

STANDARD SERIES

INSERT SCREW - STAINLESS STEEL
 SHELL - STAINLESS STEEL
 HOUSING - ZINC, NICKEL PLATED
 LATCH BUTTON - ZINC, NICKEL PLATED
 TUBULAR INSULATOR - MYLAR
 INSULATOR - POLYESTER, GREEN OR BLACK
 CABLE CLAMP - BRASS, ELECTRO TIN PLATED
 FLEX RELIEF - HI-FAX, BLACK
 LATCH SPRING - STAINLESS STEEL
 CONTACTS - PHOSPHOR BRONZE, SILVER PLATED

AA F

CONTACT PLATING
 BLANK = SILVER (STANDARD)
 AU = GOLD

HOUSING FINISH SEE NOTE 2
 N BLANK = NICKEL PLATE (STANDARD)
 BX = BLACK RoHS

LATCH TYPE
 BLANK = STANDARD LATCHLOCK
 D = FAS-DIS-CONNECT DETENT (SEE FIGURE 1)

FLEX RELIEF SIZE
 BLANK = STANDARD SIZE (0.210 TO 0.300)
 L = LARGE CABLES (0.300 TO 0.328)
 S = SMALL CABLES (0.105 TO 0.205)

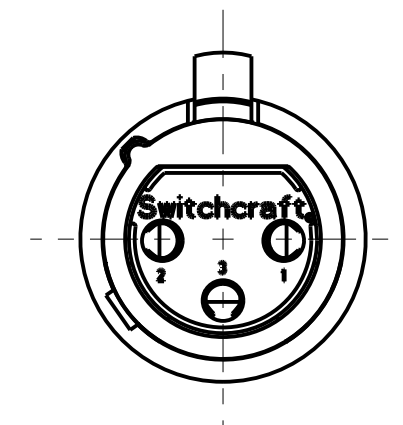
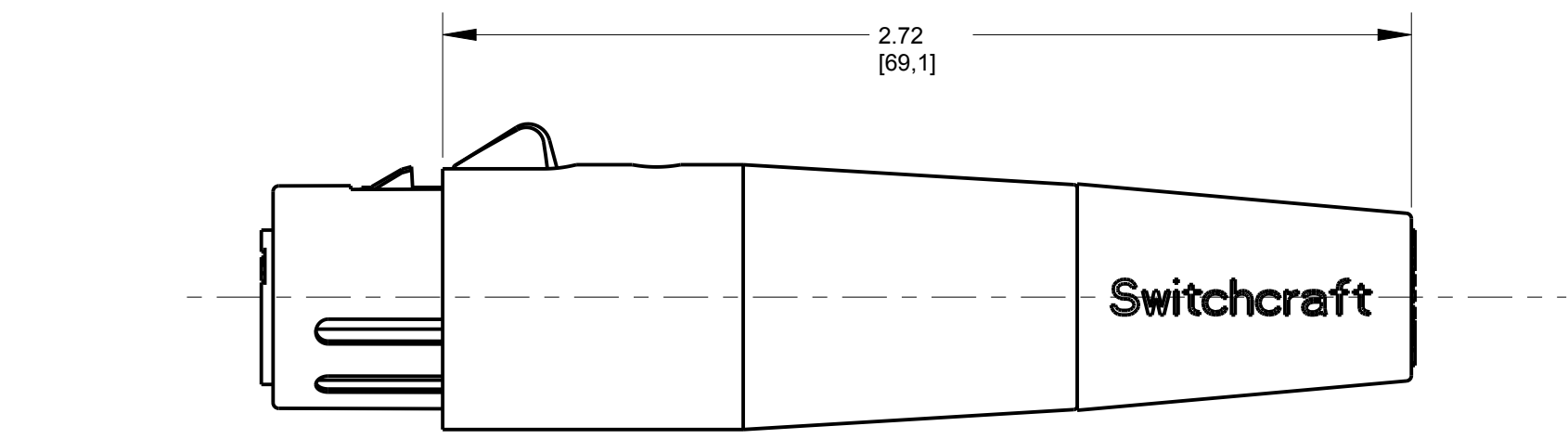
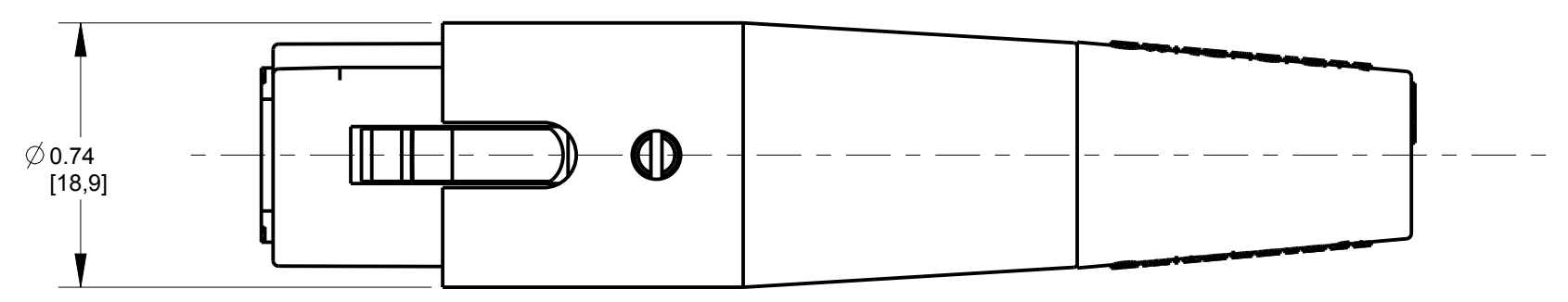
NO. OF CONTACTS:
 3 = 3 CONTACTS
 4 = 4 CONTACTS
 5 = 5 CONTACTS
 6 = 6 CONTACTS
 7 = 7 CONTACTS

PROFESSIONAL SERIES

SAME AS ABOVE EXCEPT
 CONTACTS - PHOSPHOR BRONZE, GOLD OVER NICKEL
 HOUSING - NON-REFLECTIVE VEL-TONE FINISH
 FLEX RELIEF - GRAY

AQGP 22

N NO. OF CONTACTS:
 3 = 3 CONTACTS



- NOTES:**
- ALL DIMENSIONS REFERENCE UNLESS OTHERWISE SPECIFIED.
 - BLACK HOUSING AND INSERT WITH SATIN NICKEL PLATED LATCH.
 - THIS PRODUCT IS RoHS COMPLIANT.

REV	ECO NUMBER	DATE	BY	APVD
S	28131	01-08-19	PC	TJK
R	28046	07-05-18	PC	TJK
P	26965	5-25-12	TO	TJK
N	26158	10-4-06	TO	TJK
M	21522	1-31-97	MM	RB
L	20762	12-4-96	MM	RB

★ STAR SYMBOL DENOTES CRITICAL DIMENSION

UNLESS OTHERWISE SPECIFIED

1. ALL DIMENSIONS IN INCHES
 - TWO PLACE DECIMALS ±0.01
 - THREE PLACE DECIMALS ±0.005
 - FRACTIONAL DIMENSIONS ±1/64
 - ANGLES ±1°
 - ALL DIA. CONCENTRIC WITHIN 0.005 T.I.R.

2. FEATURES ON THE SAME CENTERLINE MUST BE ALIGNED WITHIN ±0.002

3. REMOVE ALL BURRS

DO NOT SCALE DRAWING

THIS DRAWING DESCRIBES A DESIGN CONSIDERED PROPRIETARY IN NATURE, DEVELOPED AND MANUFACTURED BY SWITCHCRAFT INC. AND IS RELEASED ON A CONFIDENTIAL BASIS FOR IDENTIFICATION PURPOSES ONLY.				
SIZE	WIDTH	MULT	LBS/M	TEMPER
FINISH SPEC No.		MATERIAL SPEC No.		
FIRST USED ON		SCALE 2:1		
DATE DRAWN	BY	CHKD	APVD	
8-Jul-94	SG	1-19-95	GHJ	1-19-95
NAME		PART No.		
AA SERIES FEMALE QG, RoHS		AA F SERIES		
SHEET 1 OF 1				REV S

CUSTOMER DRAWING

