



AMP | AMP Type III+

TE Internal #: 1-66101-6

Power Contacts, Contact, Tin-Lead, 18 – 16 AWG Wire Size, .8 – 1.4 mm² Wire Size, Wire & Cable, Crimp, Power & Signal, Socket, AMP Type III+

[View on TE.com >](#)

Connectors > Power Connectors > Power Contacts



Power Contact Type: **Contact**

Contact Mating Area Plating Material: **Tin-Lead**

Wire Size: **.8 – 1.4 mm²**

Connector & Contact Terminates To: **Wire & Cable**

Features

Product Type Features

| | |
|-----------------------------------|--------------|
| Power Contact Type | Contact |
| Connector & Contact Terminates To | Wire & Cable |

Contact Features

| | |
|---|------------------|
| Contact Size | Size 16 |
| Contact Mating Area Plating Material | Tin-Lead |
| Contact Current Rating (Max) | 13 A |
| Contact Type | Socket |
| Mating Pin Diameter | 1.57 mm[.062 in] |
| Contact Base Material | Brass |
| Contact Mating Area Plating Material Thickness | 2.54 μm[100 μin] |
| Wire Contact Termination Area Plating Thickness | 1.27 μm[50 μin] |
| Wire Contact Termination Area Plating Material | Tin-Lead |
| Wire Contact Termination Area Plating Material Finish | Matte |
| Contact Orientation | Straight |
| Contact Underplating Material | Nickel |
| Contact Underplating Material Thickness | .76 μm[30 μin] |

Termination Features

| | |
|------------------------------------|-------|
| Termination Method to Wire & Cable | Crimp |
|------------------------------------|-------|



Mechanical Attachment

| | |
|-------------------------|------|
| Wire Insulation Support | With |
|-------------------------|------|

Dimensions

| | |
|--------------------------------------|------------------------------|
| Wire Size | .8 – 1.4 mm ² |
| Compatible Insulation Diameter Range | 2.03 – 2.54 mm [.08 – .1 in] |

Usage Conditions

| | |
|-----------------------------|----------------------------|
| Operating Temperature Range | -55 – 90 °C [-67 – 194 °F] |
|-----------------------------|----------------------------|

Operation/Application

| | |
|---------------------|----------------|
| Circuit Application | Power & Signal |
|---------------------|----------------|

Packaging Features

| | |
|--------------------|------------------|
| Packaging Quantity | 100 |
| Packaging Method | Box, Loose Piece |

Product Compliance

[For compliance documentation, visit the product page on TE.com>](#)


| | |
|---|--|
| EU RoHS Directive 2011/65/EU | Not Compliant |
| EU ELV Directive 2000/53/EC | Compliant with Exemptions |
| China RoHS 2 Directive MIIT Order No 32, 2016 | Restricted Materials Above Threshold |
| EU REACH Regulation (EC) No. 1907/2006 | Current ECHA Candidate List: JUNE 2023 (235) Candidate List Declared Against: JAN 2023 (233) SVHC > Threshold: Pb (13% in Component Part) Article Safe Usage Statements: Do not eat, drink or smoke when using this product. Wash thoroughly after handling. Recycle if possible and dispose of the article by following all applicable governmental regulations relevant to your geographic location. |
| Halogen Content | Low Halogen - Br, Cl, F, I < 900 ppm per homogenous material. Also BFR/CFR/PVC Free |
| Solder Process Capability | Not applicable for solder process capability |

Product Compliance Disclaimer


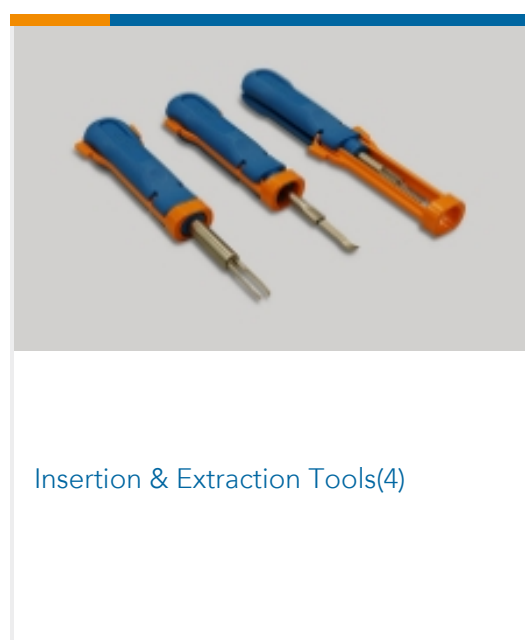
This information is provided based on reasonable inquiry of our suppliers and represents our current actual knowledge based on the information they provided. This information is subject to change. The part numbers that TE has identified as EU RoHS compliant have a maximum concentration of 0.1% by weight in homogenous materials for lead, hexavalent chromium, mercury, PBB, PBDE, DBP, BBP, DEHP, DIBP, and 0.01% for cadmium, or qualify for an exemption to these limits as defined in the Annexes of Directive 2011/65/EU (RoHS2). Finished electrical and electronic equipment products will be CE marked as required by Directive 2011/65/EU. Components may not be CE marked. Additionally, the part numbers that TE has identified as EU ELV compliant have a maximum concentration of 0.1% by weight in homogenous materials for lead, hexavalent chromium, and mercury, and 0.01% for cadmium, or qualify for an exemption to these limits

as defined in the Annexes of Directive 2000/53/EC (ELV). Regarding the REACH Regulation, the information TE provides on SVHC in articles for this part number is based on the latest European Chemicals Agency (ECHA) 'Guidance on requirements for substances in articles' posted at this URL: <https://echa.europa.eu/guidance-documents/guidance-on-reach>

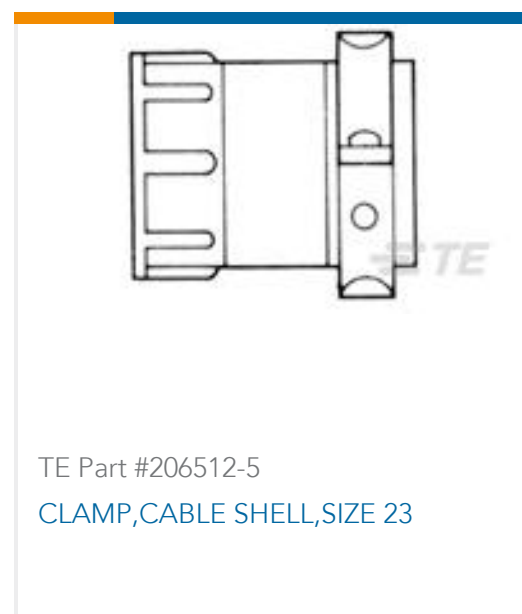
Compatible Parts



Also in the Series | AMP Type III+



Customers Also Bought





TE Part #66107-4
III+ PIN,26-24,30AU/FL,LP



TE Part #6609056-2
6MV1=F7757 S0



TE Part #1-66105-6
III+ SKT,24-20,TIN-LEAD,SMPACK



TE Part #3-640426-6
06P MTA156 CONN ASSY 18AWG
ORA



TE Part #204507-1
AMPLIMITE,ASY,PLUG,STD,90,4



TE Part #91067-1
INSERTION/EXTRACTION TOOL

Documents

Product Drawings

[III+ SKT, 18-16, TIN-LEAD, SMPACK](#)

English

CAD Files

Customer View Model

[ENG_CVM_CVM_1-66101-6_Z.2d_dxf.zip](#)

English

[3D PDF](#)

3D

Customer View Model

[ENG_CVM_CVM_1-66101-6_Z.3d_igs.zip](#)

English

Customer View Model

[ENG_CVM_CVM_1-66101-6_Z.3d_stp.zip](#)

English

By downloading the CAD file I accept and agree to the [Terms and Conditions](#) of use.

Product Specifications

[Product Specification](#)

English

Instruction Sheets

[Instruction Sheet \(U.S.\)](#)

Japanese

[Instruction Sheet \(U.S.\)](#)

English

