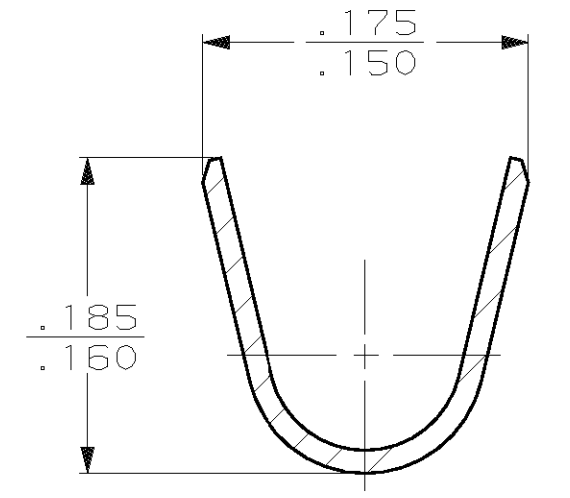
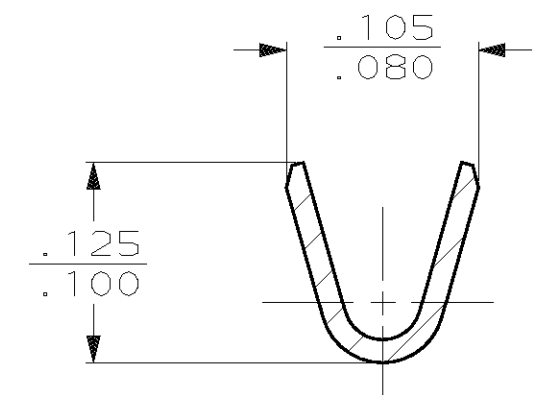
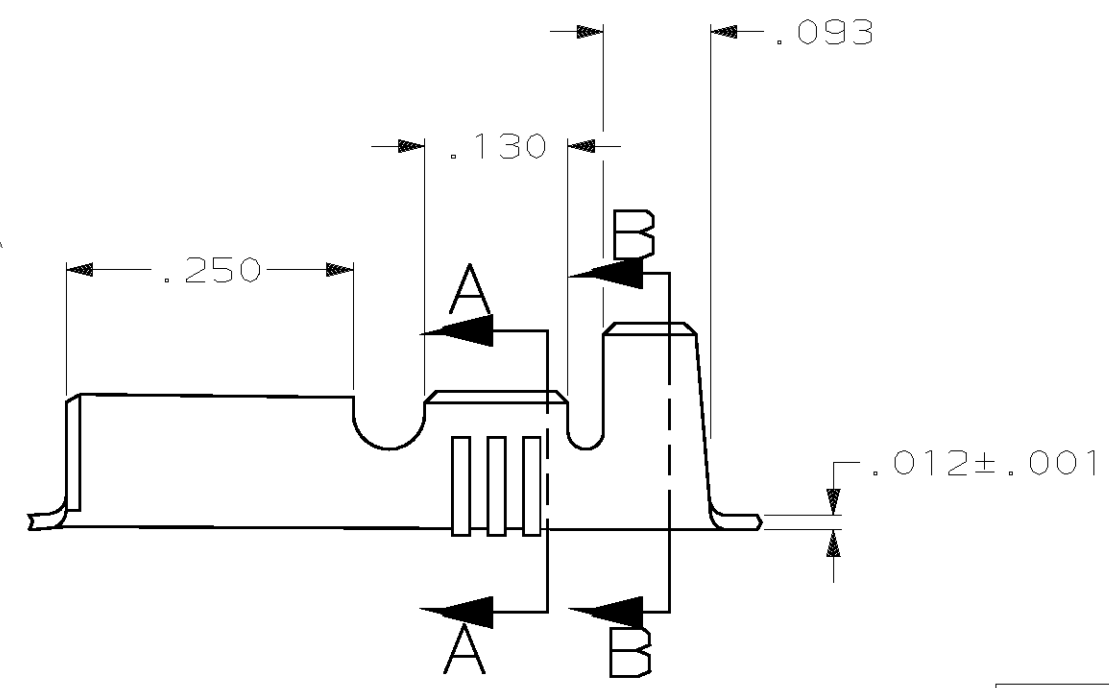
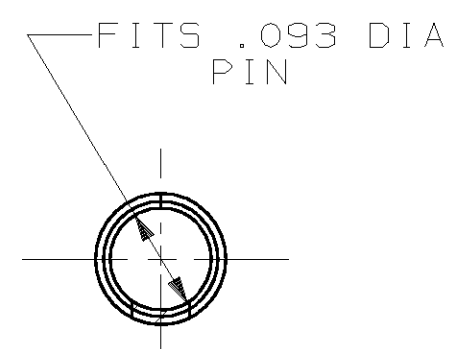
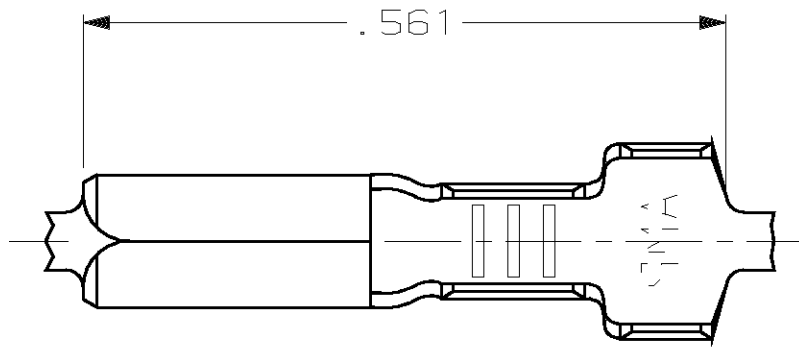


THIS DRAWING IS UNPUBLISHED. RELEASED FOR PUBLICATION, 19
 © COPYRIGHT 19 BY AMP INCORPORATED. ALL INTERNATIONAL RIGHTS RESERVED.

LOC	DIST	P	F	ZONE	LTR	REVISIONS	DATE	APPD
AF	50				AA	ADDED -1 PER OG3A-0814-00	20DEC00	MF-DD

- 1 CONTINUOUS STRIP ON REELS
- 2 .000080 MIN TIN PLATE.
- 3 .000200 MIN SILVER PLATE OVER .000050 MIN NICKEL UNDERPLATE.



3	.090-.130 DIA	22-18 AWG	41854-1
2	.090-.130 DIA	22-18 AWG	41854
FINISH	INSULATION RANGE	WIRE RANGE	PART NO
DO NOT SCALE PRINT. UNLESS SPECIFIED DIMENSIONS IN INCHES TOLERANCES ON: 2 PLC DEC ± - 3 PLC DEC ± .015 ANGLES ± -	DR 4/10/90 P FORTNEY	AMP Incorporated Harrisburg, PA 17105-3608	
MATERIAL H04 BRASS	CHK 4/10/90 JR RUTH		
FINISH SEE TABLE	APPD 4/10/90 G YETTER	NAME PIN RECEPTACLE, .093 DIA	
	APPD 4/10/90 R KUZO	SIZE B	CAGE CODE 00779
	PRODUCT SPEC -	DRAWING NO 41854	
	APPLICATION SPEC -	SCALE 6:1	SHEET 1 OF 1
	WEIGHT -		