

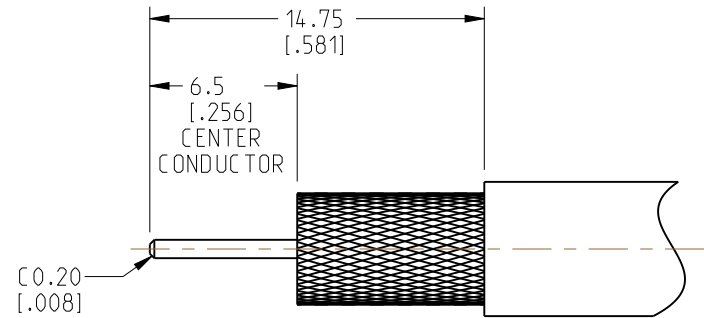
NOTES:

- 1. MATERIALS AND FINISHES:
 BODY, FERRULE, BAYONET SLEEVE
 WASHER & RETAINING RING - BRASS, NICKEL PLATING
 OUTER CONTACT - BeCu, NICKEL PLATING
 CONTACT - PHOSPHOR BRONZE, GOLD PLATING
 INSULATORS - PTFE, NATURAL
 GASKET - FLUOROSILICONE, BLACK
 SPRING - STAINLESS STEEL, PASSIVATED
- 2. ELECTRICAL:
 A. IMPEDANCE: 75 OHM
 B. FREQUENCY RANGE: DC - 18 GHz
 C. RETURN LOSS: 20 dB MIN @ DC - 6 GHz
 15 dB MIN @ 6 - 12 GHz
 D. DIELECTRIC WITHSTANDING VOLTAGE: 1000 VRMS, MIN.
 E. INSULATION RESISTANCE: 10,000 MΩ MIN
- 3. MECHANICAL:
 A. DURABILITY: 500 CYCLES MIN.
 B. TEMPERATURE RANGE: -30° C TO +85° C

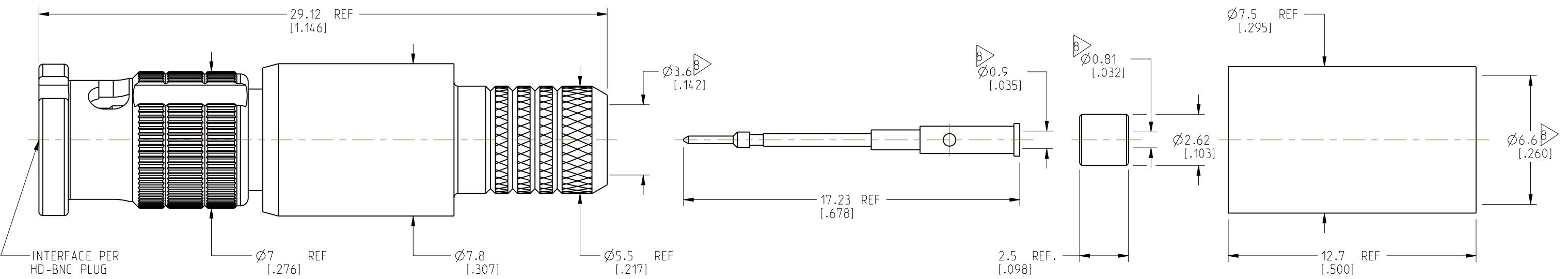
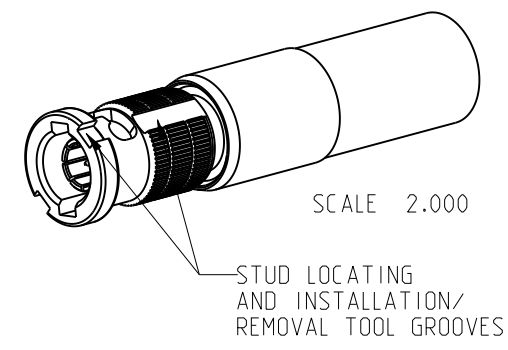
- 4. ENVIRONMENTAL:
 A. THERMAL SHOCK PER MIL-STD-202 METHOD 107
 TEST CONDITION B (EXCEPT HIGH TEMP @200°C)
 B. VIBRATION: MIL-STD-202 METHOD 204 TEST CONDITION B
 C. SHOCK: MIL-STD-202 METHOD 213 TEST CONDITION B
 D. CORROSION: MIL-STD-202 METHOD 101
 TEST CONDITION B 5% SALT SOLUTION
- 5. PACKAGING:
 A. QUANTITY: SINGLE PACK
 B. MARKING: BAG TO BE MARKED:
 "AMPHENOL RF, 34-1137-12G DATE CODE"
 BAG, OUTER BAG, OR BOX TO BE MARKED:
 "U.S. PATENT NO. 7,553,177"
- 6. HIGH DENSITY INSTALLATION/REMOVAL TOOL: 227-T2000.
- 7. CABLE ASSEMBLY INSTRUCTIONS:
 A. TRIM CABLE AS SHOWN.
 B. CRIMP CONTACT TO CABLE CENTER CONDUCTOR
 WITH .042" SQUARE DIE
 C. CRIMP FERRULE WITH .255" HEX

ⓑ SHOWS CABLE ENTRY DIMENSIONS.

REVISIONS				
REV	DESCRIPTION	DATE	ECN	BY
A	RELEASE TO MFG.	07-DEC-20	15444	SV



RECOMMENDED CABLE STRIPPING DIM'S



PROTECTED UNDER U.S. PATENT # 7,553,177

CUSTOMER OUTLINE DRAWING
ALL OTHER SHEETS ARE FOR INTERNAL USE ONLY

NOTICE: These drawings, specifications, or other data (1) are, and remain the property of Amphenol corp. (2) must be returned upon request; and (3) are confidential and not to be disclosed to any person other than those to whom they are given by Amphenol Corp. The furnishing of these drawings, specifications, or other data by Amphenol Corp., or to any other person to anyone for any purpose is not to be regarded by implication or otherwise in any manner licensing, granting rights to permitting such holder or any other person to manufacture, use or sell any product, process or design, patented or otherwise, that may in any way be related to or disclosed by said drawings, specifications, or other data.		UNLESS OTHERWISE SPECIFIED DIMENSIONS ARE METRIC (INCHES) AND TOLERANCES ARE: <0.5mm = ±0.05mm [<0.020 = ±0.002] >0.5 - 6mm = ±0.1mm [>0.020 - 0.236 = ±0.004] >6.00 - 30mm = ±0.2mm [>0.236 - 1.181 = ±0.008] >30.00 - 120mm = ±0.3mm [>1.181 - 4.725 = ±0.012]		MATERIAL SEE NOTES		TITLE HD-BNC STR PLUG FOR BELDEN 4505P CABLE		Amphenol RF	
THIRD ANGLE PROJ.	REFERENCE 34-1120-12G	EAR# 9699	ANGLES = ±1°		ENGINEER S.VO	DATE 07-DEC-20	SHEET NO. 2 OF 2	SCALE: 5.0:1.0	SIZE B
							DRAWING NO. 34-1137-12G	REV A	
							ITEM NO. 34-1137-12G		
							PART NO. 34-1137-12G		