

Data sheet | Item number: 884-3000

Stud terminal block; 300 mm²; with 2 stud bolts M16; 300,00 mm²; beige

www.wago.com/884-3000



Color:



Data

Electrical data

Subject to changes. Please also observe the further product documentation!

WAGO GmbH & Co. KG
Hansastr. 27
32423 Minden
Phone: +49571 887-0 | Fax: +49571 887-169
Email: info.de@wago.com | Web: www.wago.com

Do you have any questions about our products?
We are always happy to take your call at +49 (571) 887-44222.



Ratings per IEC/EN

Nominal voltage (III/3)	1000 V
Rated impulse voltage (III/3)	8 kV
Rated current	520 A
Legend (ratings)	(III / 3) ≙ Overvoltage category III / Pollution degree 3

Ratings per UL

Approvals per	UL 1059
Rated voltage UL (Use Group B)	1000 V
Rated current UL (Use Group B)	420 A
Rated current UL (Use Group B), factory wiring only	510 A
Rated voltage UL (Use Group C)	1000 V
Rated current UL (Use Group C)	420 A
Rated current UL (Use Group C), factory wiring only	510 A

Power Loss

Power loss, per pole (potential)	16.224 W
Rated current I_N for specified power loss	520 A
Resistance value for specified, current-dependent power loss	6 Ω

Connection data

Connection points	2
Total number of potentials	1
Number of levels	1
Connection position	top

Connection 1

Connection technology	Bolt-type connection
Actuation type	Open-end, ring, socket wrench; 24 mm
Connectable conductor materials	Copper
Nominal cross-section	300 mm ²
Clamping range	25 ... 300 mm ² / 6 AWG ... 600 kcmil
Type of cable lugs per DIN 46234	Cable lugs for solder-free connections Ring type, without insulating sleeve, for copper conductors
DIN 46234: 1 cable lug per side	25 ... 240 mm ²

Subject to changes. Please also observe the further product documentation!



DIN 46234: 2 cable lugs per side	50 ... 240 mm ²
Type of cable lugs per DIN 46235	Cable lugs for compression connections Cover plate type for copper conductors
DIN 46235: 1 cable lug per side	50 ... 300 mm ²
DIN 46235: 2 cable lugs per side	50 ... 240 mm ²
Thread size	M16

Physical data

Width	55 mm / 2.165 inches
Height	164 mm / 6.457 inches
Depth from upper-edge of DIN-rail	86 mm / 3.386 inches

Mechanical Data

Tightening torque	25 ... 60 Nm
Mounting type	DIN-35 rail Panel mounting

Material Data

Note (material data)	Information on material specifications can be found here
Color	beige
Insulation material	Polyamide (PA66)
Flammability class per UL94	V0
Weight	510 g

Environmental requirements

Continuous operating temperature	-40 ... +120 °C
----------------------------------	-----------------

Commercial data

ETIM 8.0	EC000897
ETIM 7.0	EC000897
PU (SPU)	5 pcs
Packaging type	box
Country of origin	DE
GTIN	4055143941952
Customs tariff number	85369095000

Subject to changes. Please also observe the further product documentation!

WAGO GmbH & Co. KG
Hansastr. 27
32423 Minden
Phone: +49571 887-0 | Fax: +49571 887-169
Email: info.de@wago.com | Web: www.wago.com

Do you have any questions about our products?
We are always happy to take your call at +49 (571) 887-44222.



Environmental Product Compliance

RoHS Compliance Status

Compliant, No Exemption

Optional accessories

Marking accessories

Marker

Item no.: 2009-115/000-002 WMB-Inline; for Smart Printer; 1500 pieces on roll; stretchable 5 - 5.2 mm; plain; snap-on type; yellow	www.wago.com/2009-115/000-002
Item no.: 2009-115/000-007 WMB-Inline; for Smart Printer; 1500 pieces on roll; stretchable 5 - 5.2 mm; plain; snap-on type; gray	www.wago.com/2009-115/000-007
Item no.: 2009-115/000-017 WMB-Inline; for Smart Printer; 1500 pieces on roll; stretchable 5 - 5.2 mm; plain; snap-on type; light green	www.wago.com/2009-115/000-017
Item no.: 2009-115/000-023 WMB-Inline; for Smart Printer; 1500 pieces on roll; stretchable 5 - 5.2 mm; plain; snap-on type; green	www.wago.com/2009-115/000-023
Item no.: 2009-115/000-024 WMB-Inline; for Smart Printer; 1500 pieces on roll; stretchable 5 - 5.2 mm; plain; snap-on type; violet	www.wago.com/2009-115/000-024
Item no.: 2009-115 WMB-Inline; for Smart Printer; 1500 pieces on roll; stretchable 5 - 5.2 mm; plain; snap-on type; white	www.wago.com/2009-115
Item no.: 793-5501/000-007 WMB marking card; as card; for terminal block width 5 - 17.5 mm; stretchable 5 - 5.2 mm; plain; snap-on type; gray	www.wago.com/793-5501/000-007
Item no.: 793-5501/000-012 WMB marking card; as card; for terminal block width 5 - 17.5 mm; stretchable 5 - 5.2 mm; plain; snap-on type; orange	www.wago.com/793-5501/000-012
Item no.: 793-5501/000-014 WMB marking card; as card; for terminal block width 5 - 17.5 mm; stretchable 5 - 5.2 mm; plain; snap-on type; brown	www.wago.com/793-5501/000-014
Item no.: 793-5501/000-017 WMB marking card; as card; for terminal block width 5 - 17.5 mm; stretchable 5 - 5.2 mm; plain; snap-on type; light green	www.wago.com/793-5501/000-017
Item no.: 793-5501/000-023 WMB marking card; as card; for terminal block width 5 - 17.5 mm; stretchable 5 - 5.2 mm; plain; snap-on type; green	www.wago.com/793-5501/000-023

Subject to changes. Please also observe the further product documentation!

WAGO GmbH & Co. KG
Hansastr. 27
32423 Minden
Phone: +49571 887-0 | Fax: +49571 887-169
Email: info.de@wago.com | Web: www.wago.com

Do you have any questions about our products?
We are always happy to take your call at +49 (571) 887-44222.



Item no.: 793-5501/000-024 www.wago.com/793-5501/000-024
WMB marking card; as card; for terminal block width 5 - 17.5 mm; stretchable 5 - 5.2 mm; plain; snap-on type; violet

Item no.: 793-501/000-002 www.wago.com/793-501/000-002
WMB marking card; as card; not stretchable; plain; snap-on type; yellow

Item no.: 793-501/000-007 www.wago.com/793-501/000-007
WMB marking card; as card; not stretchable; plain; snap-on type; gray

Item no.: 793-501/000-017 www.wago.com/793-501/000-017
WMB marking card; as card; not stretchable; plain; snap-on type; light green

Item no.: 793-501/000-012 www.wago.com/793-501/000-012
WMB marking card; as card; not stretchable; plain; snap-on type; orange

Item no.: 793-501/000-023 www.wago.com/793-501/000-023
WMB marking card; as card; not stretchable; plain; snap-on type; green

Item no.: 793-501/000-006 www.wago.com/793-501/000-006
WMB marking card; as card; not stretchable; plain; snap-on type; blue

Item no.: 793-501/000-005 www.wago.com/793-501/000-005
WMB marking card; as card; not stretchable; plain; snap-on type; red

Item no.: 793-501 www.wago.com/793-501
WMB marking card; as card; not stretchable; plain; snap-on type; white

Item no.: 793-501/000-024 www.wago.com/793-501/000-024
WMB marking card; as card; not stretchable; plain; snap-on type; violet

Item no.: 793-5501/000-005 www.wago.com/793-5501/000-005
WMB marking card; as card; for terminal block width 5 - 17.5 mm; stretchable 5 - 5.2 mm; plain; snap-on type; red

Item no.: 793-5501/000-002 www.wago.com/793-5501/000-002
WMB marking card; as card; for terminal block width 5 - 17.5 mm; stretchable 5 - 5.2 mm; plain; snap-on type; yellow

Item no.: 793-5501/000-006 www.wago.com/793-5501/000-006
WMB marking card; as card; for terminal block width 5 - 17.5 mm; stretchable 5 - 5.2 mm; plain; snap-on type; blue

Item no.: 793-5501 www.wago.com/793-5501
WMB marking card; as card; for terminal block width 5 - 17.5 mm; stretchable 5 - 5.2 mm; plain; snap-on type; white

Subject to changes. Please also observe the further product documentation!



Item no.: 2009-115/000-012
WMB-Inline; for Smart Printer; 1500 pieces on roll; stretchable 5 - 5.2 mm; plain; snap-on type; orange www.wago.com/2009-115/000-012

Item no.: 2009-115/000-006
WMB-Inline; for Smart Printer; 1500 pieces on roll; stretchable 5 - 5.2 mm; plain; snap-on type; blue www.wago.com/2009-115/000-006

Item no.: 2009-115/000-005
WMB-Inline; for Smart Printer; 1500 pieces on roll; stretchable 5 - 5.2 mm; plain; snap-on type; red www.wago.com/2009-115/000-005

Carrier rail

Mounting accessories

Item no.: 210-197
Steel carrier rail; 35 x 15 mm; 1.5 mm thick; 2 m long; slotted; similar to EN 60715; silver-colored www.wago.com/210-197

Item no.: 210-198
Copper carrier rail; 35 x 15 mm; 2.3 mm thick; 2 m long; unslotted; according to EN 60715; copper-colored www.wago.com/210-198

Item no.: 210-504
Steel carrier rail; 35 x 7.5 mm; 1 mm thick; 2 m long; slotted; galvanized; according to EN 60715; silver-colored www.wago.com/210-504

Item no.: 210-505
Steel carrier rail; 35 x 7.5 mm; 1 mm thick; 2 m long; unslotted; galvanized; according to EN 60715; silver-colored www.wago.com/210-505

Item no.: 210-506
Steel carrier rail; 35 x 15 mm; 1.5 mm thick; 2 m long; unslotted; galvanized; similar to EN 60715; silver-colored www.wago.com/210-506

Item no.: 210-508
Steel carrier rail; 35 x 15 mm; 1.5 mm thick; 2 m long; slotted; galvanized; similar to EN 60715; silver-colored www.wago.com/210-508

Item no.: 210-113
Steel carrier rail; 35 x 7.5 mm; 1 mm thick; 2 m long; unslotted; according to EN 60715; silver-colored www.wago.com/210-113

Item no.: 210-118
Steel carrier rail; 35 x 15 mm; 2.3 mm thick; 2 m long; unslotted; according to EN 60715; silver-colored www.wago.com/210-118

Item no.: 210-112
Steel carrier rail; 35 x 7.5 mm; 1 mm thick; 2 m long; slotted; according to EN 60715; "Hole width 25 mm; silver-colored www.wago.com/210-112

Item no.: 210-114
Steel carrier rail; 35 x 15 mm; 1.5 mm thick; 2 m long; unslotted; similar to EN 60715; silver-colored www.wago.com/210-114

Item no.: 210-115
Steel carrier rail; 35 x 7.5 mm; 1 mm thick; 2 m long; slotted; according to EN 60715; "Hole width 18 mm; silver-colored www.wago.com/210-115

Jumpers

Jumper

Item no.: 884-3042

Subject to changes. Please also observe the further product documentation!



Jumper; for M16 stud bolts; 2-way; unplated; white

www.wago.com/884-3042

Item no.: 884-3043

Jumper; for M16 stud bolts; 3-way; unplated; silver-colored

www.wago.com/884-3043

Mounting

Cover

Item no.: 884-3080

Cover; for stud terminal block; 185 and 300 mm²; beige

www.wago.com/884-3080

Item no.: 884-3084

Cover; for stud terminal block; 185 and 300 mm²; blue

www.wago.com/884-3084

Item no.: 884-3086

Cover; for stud terminal block; 185 and 300 mm²; yellow

www.wago.com/884-3086

Mounting accessories

Item no.: 249-117

Screwless end stop; 10 mm wide; for DIN-rail 35 x 15 and 35 x 7.5; gray

www.wago.com/249-117

Item no.: 249-197

Screwless end stop; 14 mm wide; for DIN-rail 35 x 15 and 35 x 7.5; gray

www.wago.com/249-197

Downloads

Documentation

Additional Information

pdf
2.2 MB

[Download](#)

CAD/CAE-Data

CAD data

2D/3D Models 884-3000

[URL](#) [Download](#)

CAE data

ZUKEN Portal 884-3000

[URL](#) [Download](#)

EPLAN Data Portal 884-3000

[URL](#) [Download](#)

Environmental Product Compliance

Compliance Search

Subject to changes. Please also observe the further product documentation!

WAGO GmbH & Co. KG

Hansastr. 27

32423 Minden

Phone: +49571 887-0 | Fax: +49571 887-169

Email: info.de@wago.com | Web: www.wago.com


Do you have any questions about our products?

We are always happy to take your call at +49 (571) 887-44222.


Environmental Product Compliance 884-3000

Stud terminal block; 300 mm²; with 2 stud bolts M16; 300,00 mm²; beige

Installation Notes



Conductor termination



Connecting Two Cable Lugs to a Stud

Up to two cable lugs can be connected to one stud. For this purpose, the cable lugs are placed back-to-back on the stud.

Then the hex flange nut is tightened with the required torque so that the lugs of the cable lugs press against each other and make secure contact with the current bar.

Commoning

Subject to changes. Please also observe the further product documentation!

WAGO GmbH & Co. KG

Hansastr. 27

32423 Minden

Phone: +49571 887-0 | Fax: +49571 887-169

Email: info.de@wago.com | Web: www.wago.com

Do you have any questions about our products?

We are always happy to take your call at +49 (571) 887-44222.



Commoning

Step 1: Remove the inner partitions next to the studs.

Step 2: Place the 2- or 3-way jumper on the studs to be connected.

Step 3: Tighten the hex flange nuts to the required torque.

Notice: The jumpers are positioned under the ring cable lug to be connected.

The jumpers are designed for the rated current of the respective stud terminal block.

Cover



Cover:

The covers are snapped from the top into the provided locking mechanism of the stud terminal block. The covers can be shortened with a cutting tool. The covers can be mounted on one or both sides and ensure reliable protection against contact.

Testing


Subject to changes. Please also observe the further product documentation!



Testing

Voltage measurements can be performed directly on the studs. Thanks to the provided test slots, voltage measurements are also possible with mounted warning covers.

Marking



Marking

The stud terminal blocks can be labeled quickly and easily with the WMB Inline marking system. The markers are inserted into the receptacles provided for this purpose. The 2009-198 Marker Carrier allows marking strips to be used.

Subject to changes. Please also observe the further product documentation!