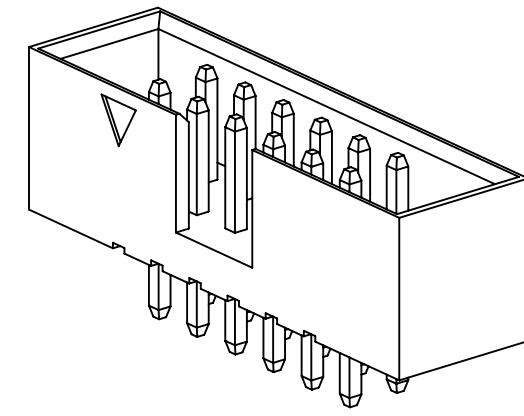
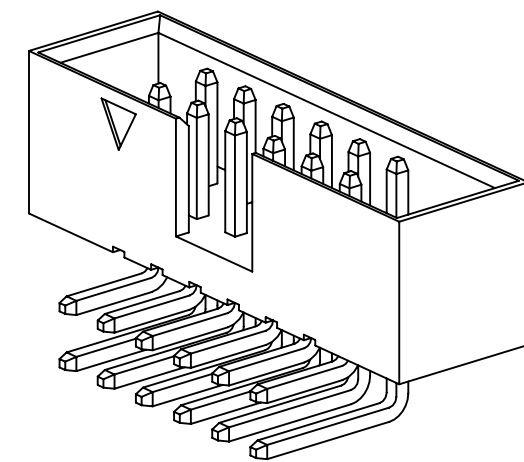


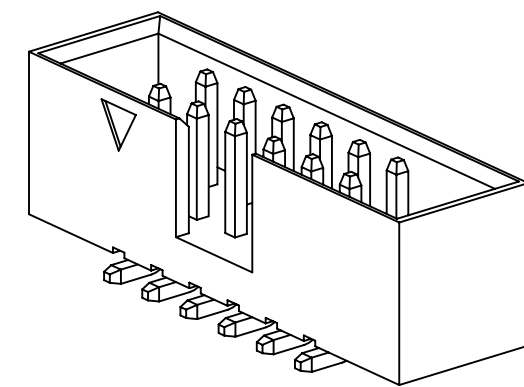
3M™ BOX HEADER, 957 SERIES
 2MM X 2MM, STRAIGHT, RIGHT ANGLE AND SURFACE MOUNT, SOLDER TAIL



DUAL ROW
 STRAIGHT
 VERSION



DUAL ROW
 RIGHT ANGLE
 VERSION



DUAL ROW
 SURFACE MOUNT
 VERSION

2 PHYSICAL :

INSULATOR :
 MATERIAL : HIGH TEMP THERMOPLASTIC
 FLAMMABILITY : UL94V-0
 COLOR : BLACK
 CONTACT :
 MATERIAL : COPPER ALLOY
 PLATING :
 UNDER PLATING : 50-100μ" [1.27-2.54μm] NICKEL-OVERALL
 WIPING AREA : GOLD FLASH
 SOLDER TAILS : 40-118μ" [1-3μm] MATTE TIN

2 ELECTRICAL :

CURRENT RATING : 2A
 CONTACT RESISTANCE : ≤20 mΩ
 INSULATION RESISTANCE : ≥1000 MΩ
 WITHSTANDING VOLTAGE : 500 Vr.m.s, 1mA, 60s

2 MECHANICAL :

RETENTION FORCE : ≥ 4.5N PER PIN

2 ENVIRONMENTAL :

TEMPERATURE RATING : -40° C TO 105° C
 HUMIDITY : <93% AT 40° C
 RESISTANCE TO SOLDERING HEAT : 260° C±5° C, 10s

- NOTES
- REGULATORY INFORMATION:
 ROHS COMPLIANT. SEE THE REGULATORY INFORMATION APPENDIX (RIA) IN THE "ROHS COMPLIANCE" SECTION OF WWW.3MCONNECTORS.COM FOR COMPLIANCE INFORMATION.
 - IN THE EVENT OF CONFLICT BETWEEN THIS DATA AND THAT CONTAINED IN THE PRODUCT SPECIFICATION, THE PRODUCT SPECIFICATION TAKES PRECEDENT.
 - N = THE NUMBER OF POSITIONS.

3M™ ELECTRONICS MATERIALS SOLUTIONS DIVISION
 INTERCONNECT SOLUTIONS
<http://www.3mconnectors.com>

3M IS A TRADEMARK OF 3M COMPANY.
 FOR TECHNICAL, SALES OR ORDERING
 INFORMATION CALL 800-225-5373

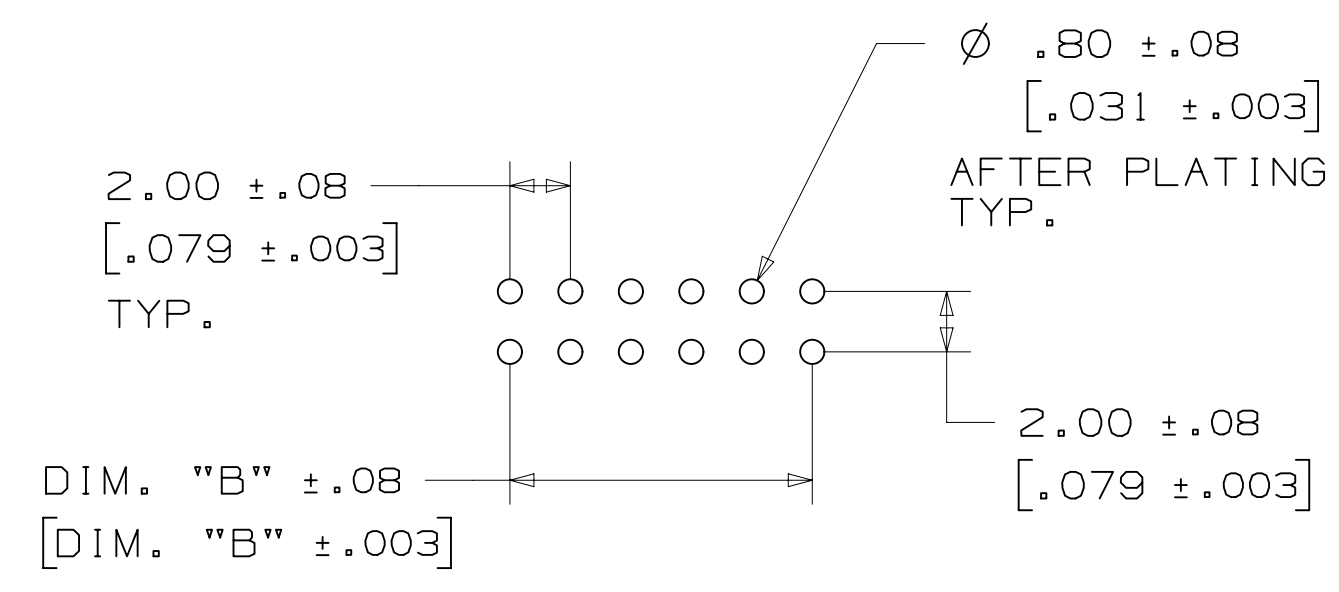
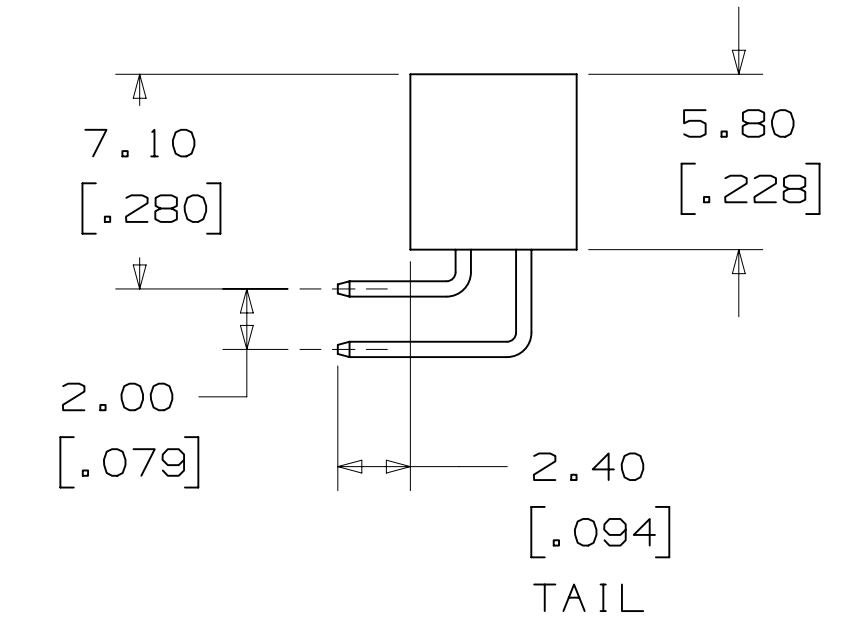
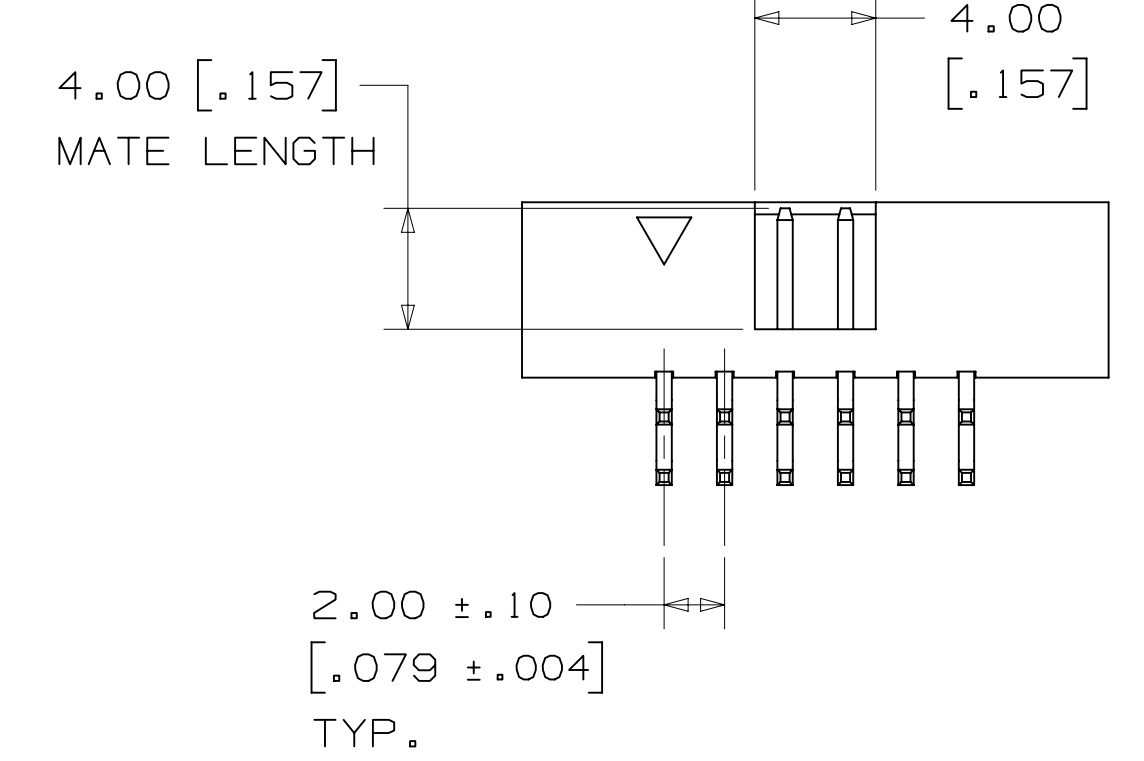
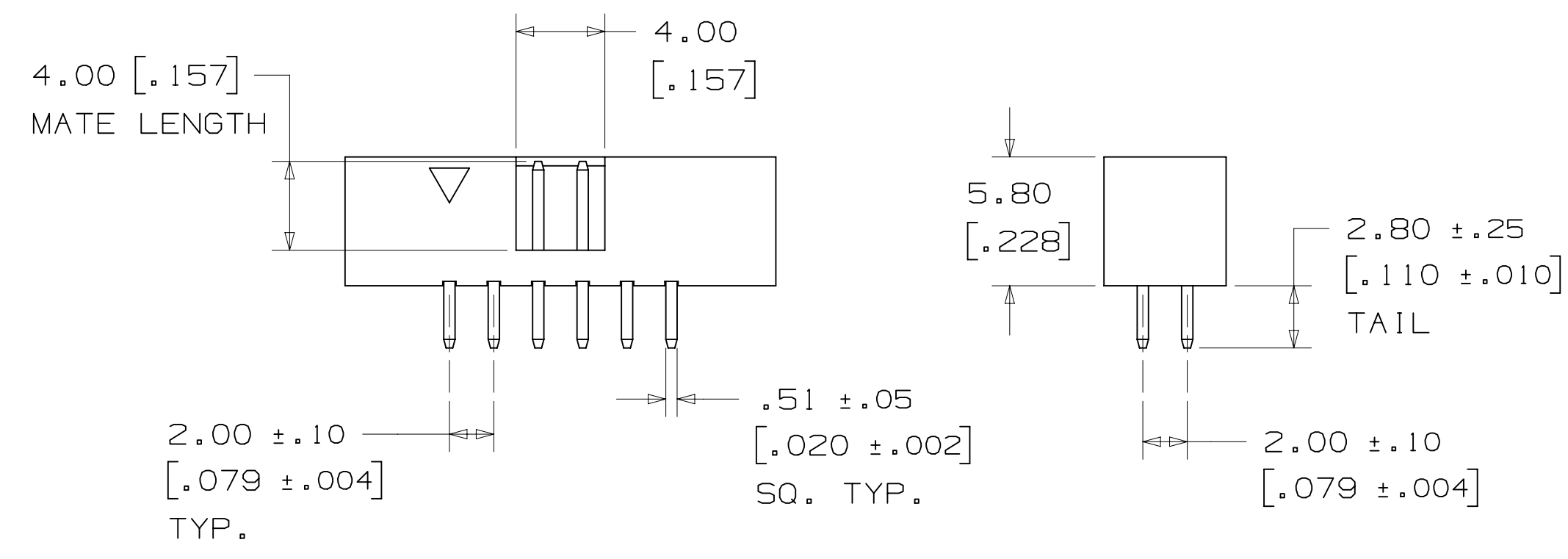
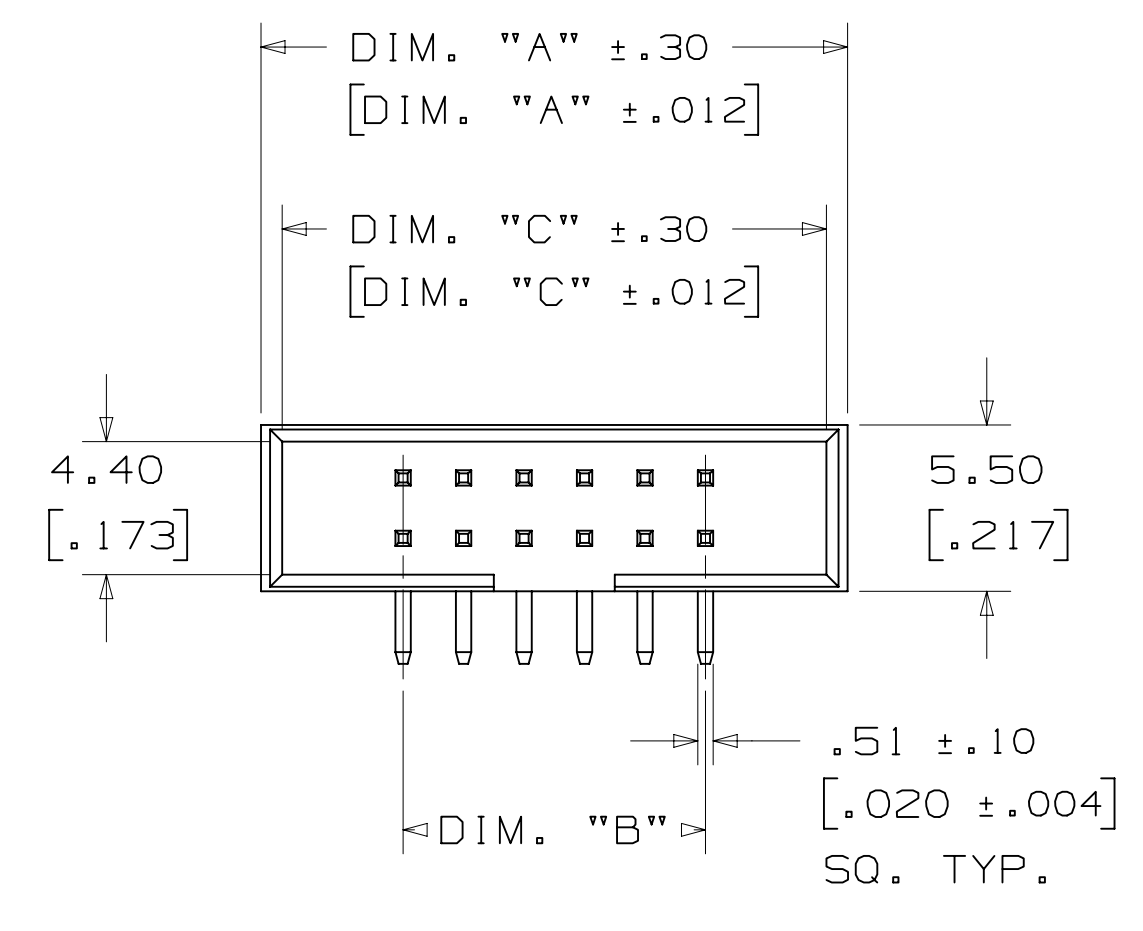
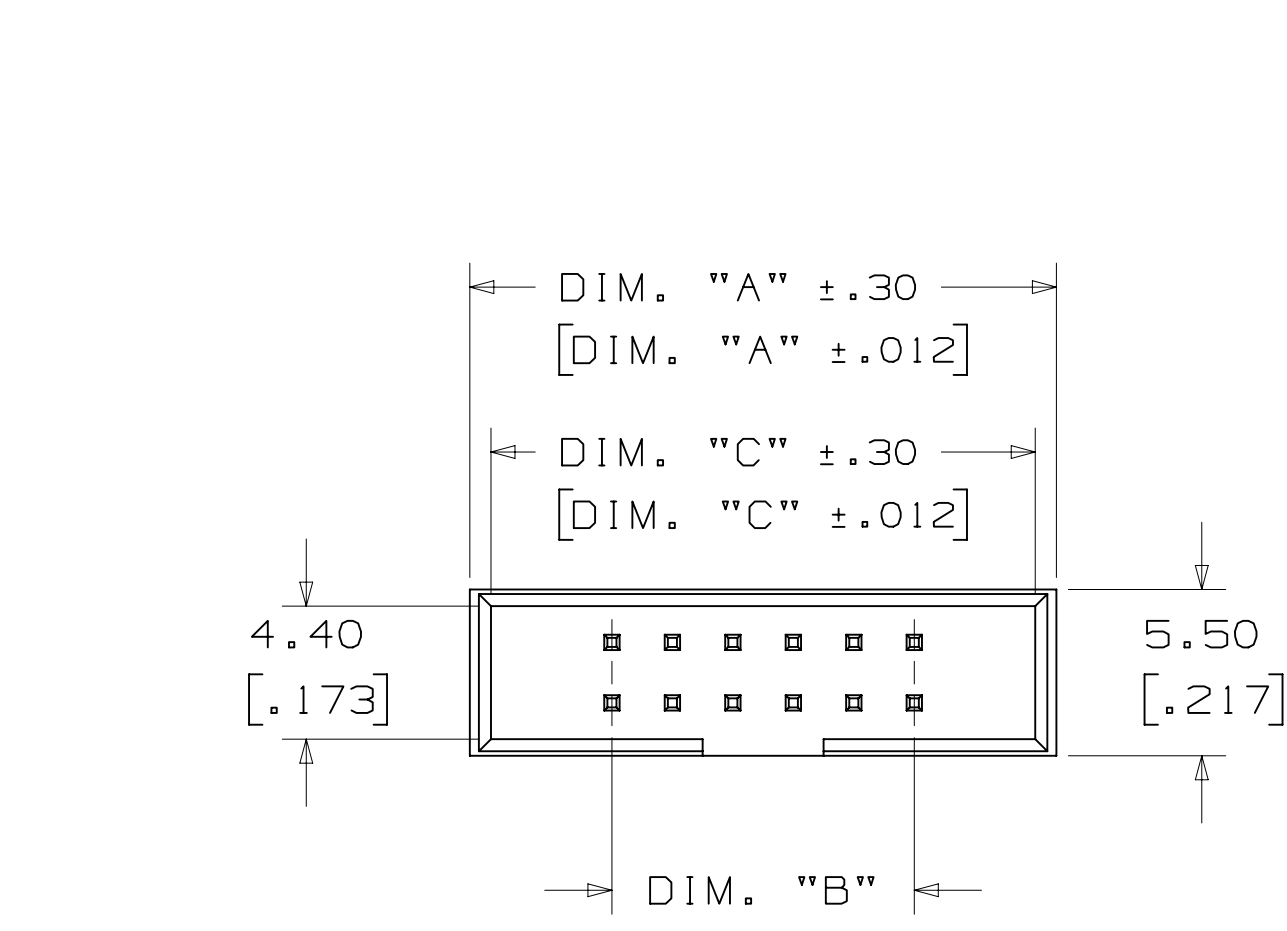
MM [INCH]		
TOLERANCE - UNLESS NOTED		
	X.	.XX
MM	±.5	±.20
[INCH]	±.02	±.008
[] = DIM. FOR REFERENCE ONLY		

DIMENSIONS: INCH [MM]
 [MM] FOR REF. ONLY

DESIGN REFERENCE	NEXT ASSEMBLY	REV	ECO	ISSUE DATE AND DESCRIPTION	DRFT	CHKD
				72044 FEB 02, 2017 PRODUCTION RELEASE	JNC	TS
DIVISION	DIVISION CODE	DRFT	DATE	MFG	DATE	
	EMSD	CASTIGLIONE	MAY 14, 2015			
DO NOT SCALE DRAWING	SCALE	TOLERANCES EXCEPT AS NOTED	© 3M COPYRIGHT 2017 This document and the information it contains are 3M property and may not be reproduced or further distributed without 3M permission, or used or disclosed other than for 3M authorized purposes. All rights reserved.			
	4 1	INCHES	TITLE BOX HEADER, 2MM, STRAIGHT, RIGHT ANGLE AND SMT			
THIRD ANGLE PROJECTION	INTERPRET PER ASME Y14.5 - 2009	MILLIMETERS	CAGE NUMBER D 78-5100-2656-6			
MAX SURFACE ROUGHNESS	DTX SURFACES	INCHES	MODEL 9572			
<input checked="" type="checkbox"/> MARKED ONLY	ANGLES		REV. A SHEET 1 OF 4			

78-5100-2656-6 DRAWING NUMBER
 A REVISION
 1:22 PM UTC-06:00

3M™ BOX HEADER, 957 SERIES
2MM X 2MM, STRAIGHT, RIGHT ANGLE AND SURFACE MOUNT, SOLDER TAIL



RECOMMENDED PC BOARD LAYOUT
(VIEWED FROM CONNECTOR SIDE)

ORDERING INFORMATION
(STRAIGHT & RIGHT ANGLE ONLY)
9572XX-X002-AR
CONTACT QTY: 06-64 MOUNTING STYLE:
5 = RIGHT ANGLE
6 = STRAIGHT

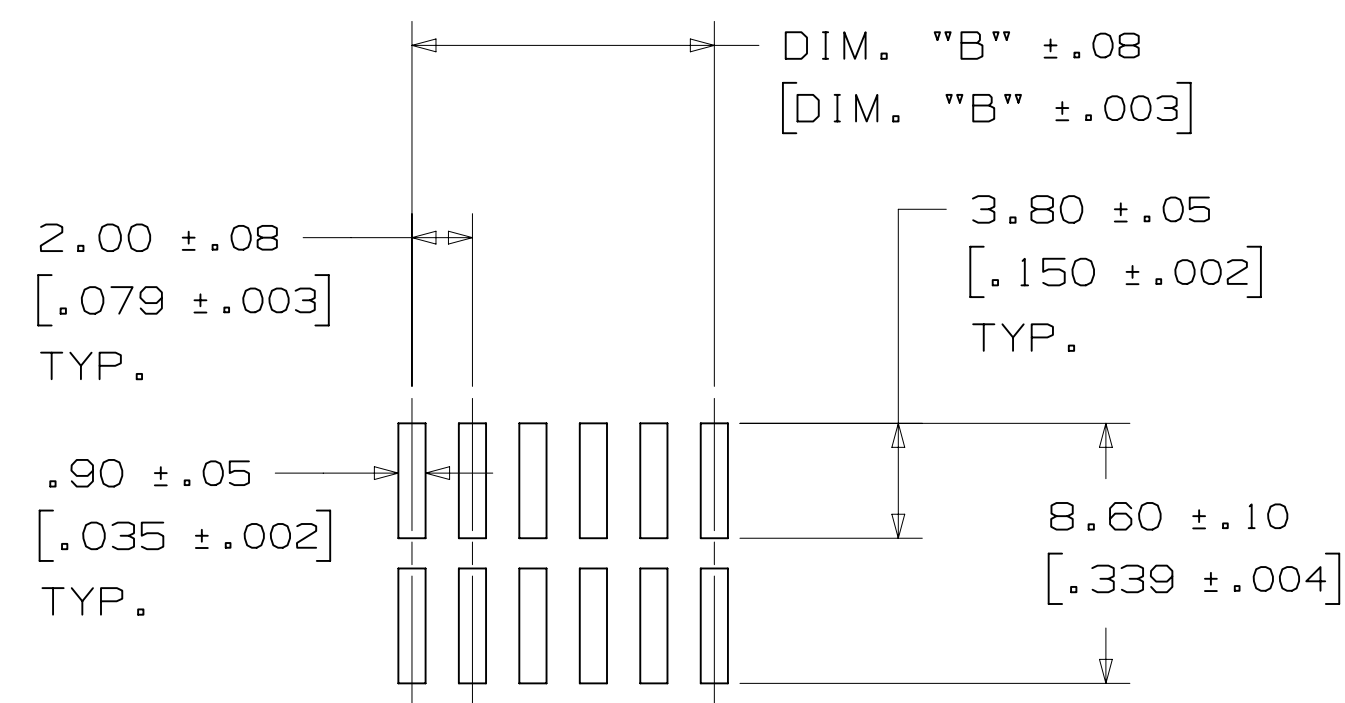
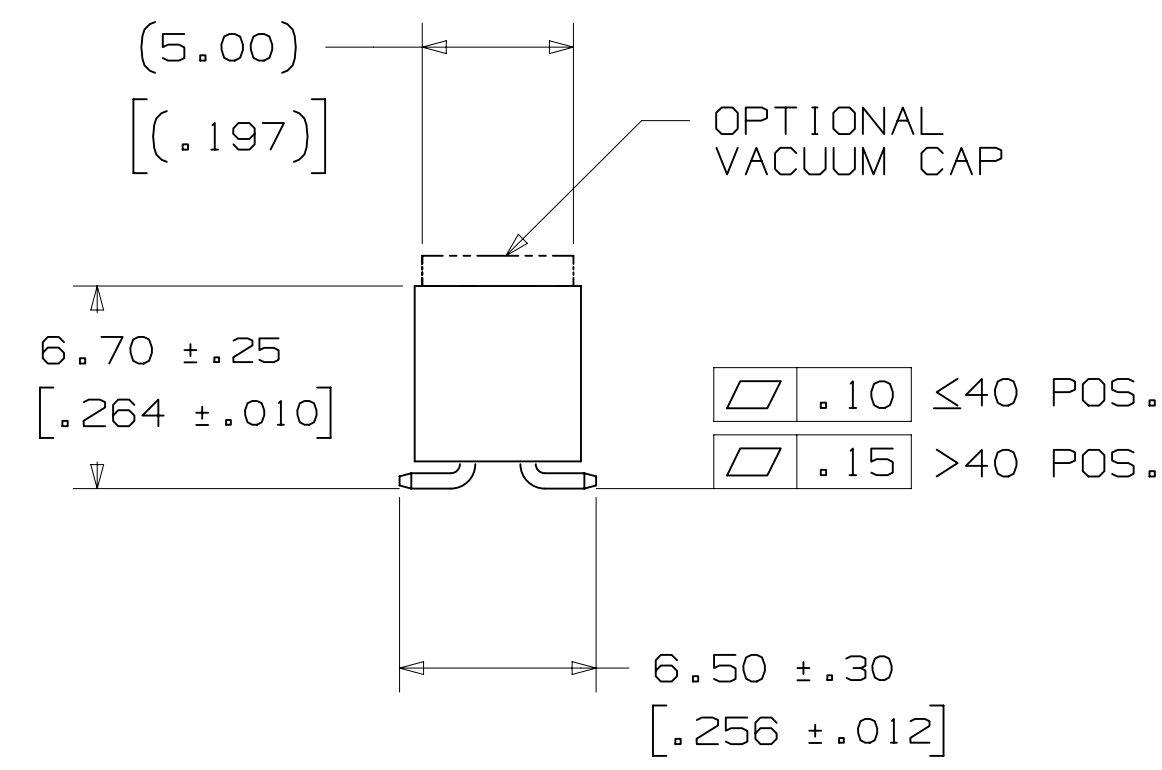
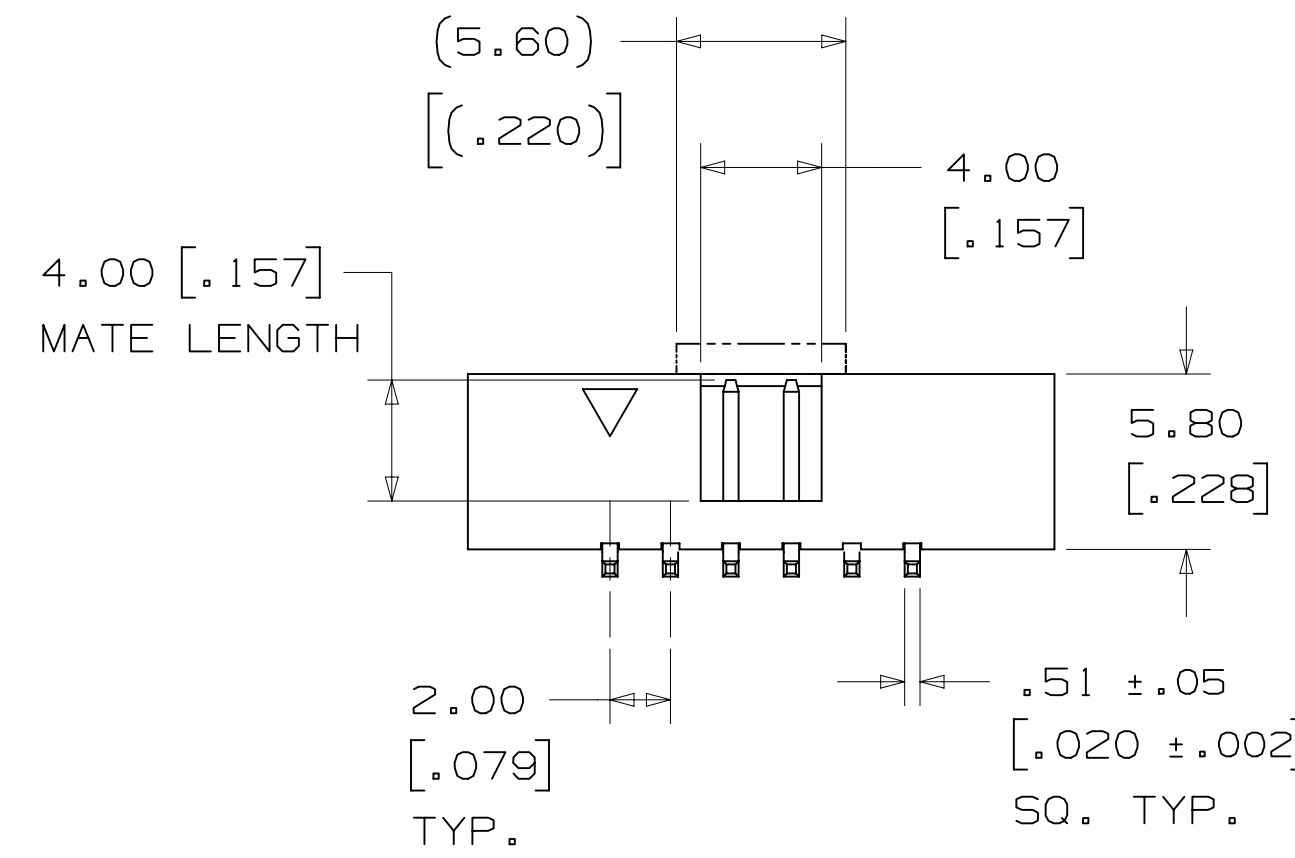
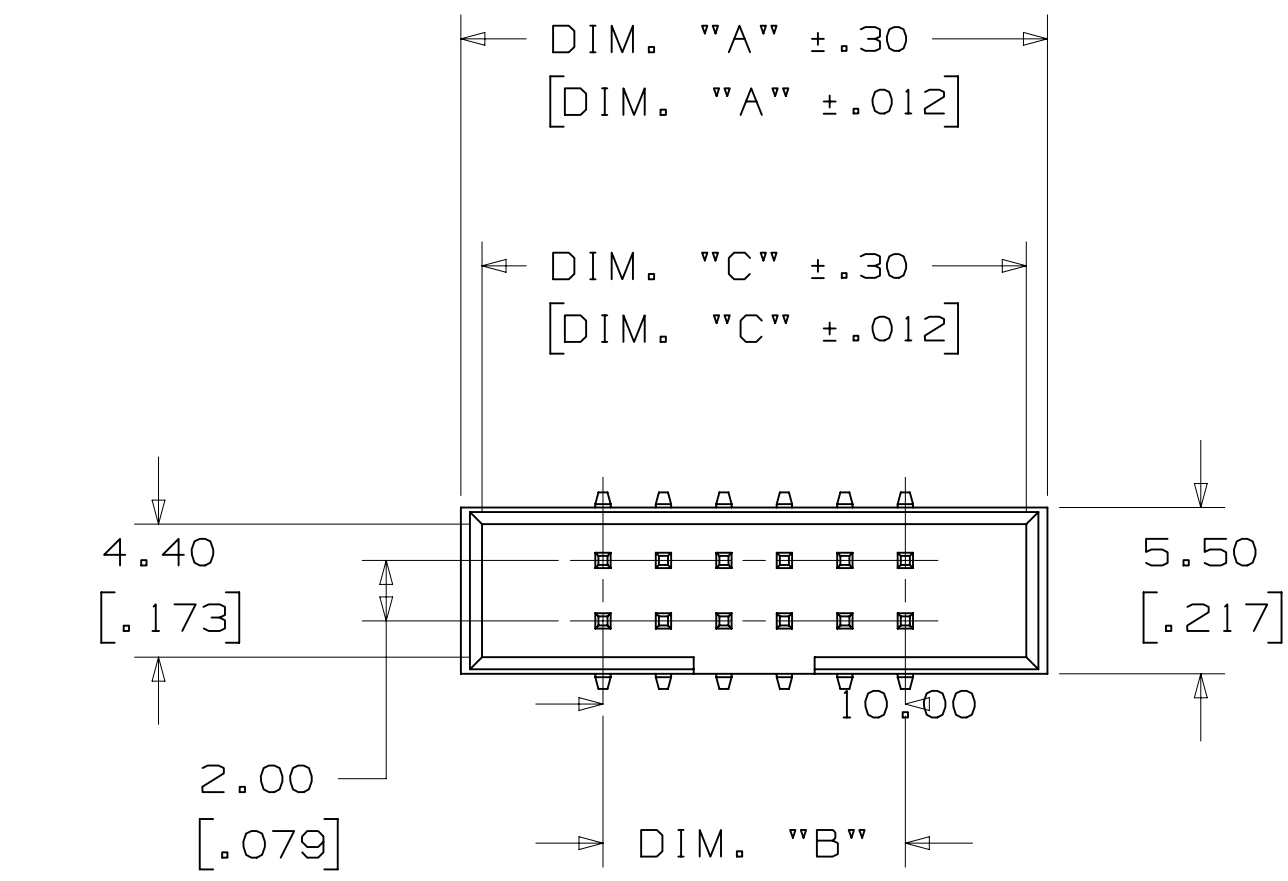
DIM. "A"	.079 [2.00] X (N/2+.291 [7.40])
DIM. "B"	.079 [2.00] X (N/2-1)
DIM. "C"	.079 [2.00] X (N/2+.24 [6])

SEE NOTE 3

DESIGN REFERENCE	NEXT ASSEMBLY	REV	ECO	ISSUE DATE AND DESCRIPTION	DRFT	CHKD
DIVISION		DIVISION CODE		TITLE		
DO NOT SCALE DRAWING		SCALE 4/1		TOLERANCES EXCEPT AS NOTED		
THIRD ANGLE PROJECTION		INCHES		MILLIMETERS		
INTERPRET PER ASME Y14.5 - 2009		MAX SURFACE ROUGHNESS		CAGE NUMBER		
MARKED ONLY		SURFACES		DRAWING NO.		
				REV.		

A 72044 FEB 02, 2017 JNC TS
 PRODUCTION RELEASE
 CASTIGLIONE MAY 14, 2015
 T. SUNIGA MAY 14, 2015
 3M Center St. Paul, MN 55144
 © 3M COPYRIGHT 2017
 This document and the information it contains are 3M property and may not be reproduced or further distributed without 3M permission, or used or disclosed other than for 3M authorized purposes. All rights reserved.
 BOX HEADER, 2MM, STRAIGHT, RIGHT ANGLE AND SMT
 D 78-5100-2656-6 A
 9572 SHT 2 OF 4

3M™ BOX HEADER, 957 SERIES
 2MM X 2MM, STRAIGHT, RIGHT ANGLE AND SURFACE MOUNT, SOLDER TAIL



RECOMMENDED PC BOARD LAYOUT
 (VIEWED FROM CONNECTOR SIDE)

ORDERING INFORMATION
 (SURFACE MOUNT ONLY)

9572XX-20X0-AR-XX

CONTACT QTY:
 06-64

PACKAGING:
 TP = TUBE WITHOUT PAD
 PT = TUBE WITH PAD
 PR = TAPE & REEL WITH PAD
 SEE TABLE 2

LOCATING POST:
 0 = NONE

TABLE 2 TAPE & REEL OPTIONS					
CONTACT QTY.	10-12	14-24	26-34	40-50	60-68
TAPE WIDTH (MM)	32	44	56	72	88

TABLE 1	
DIM. "A"	.079 [2.00] X (N/2+.291 [7.40])
DIM. "B"	.079 [2.00] X (N/2-1)
DIM. "C"	.079 [2.00] X (N/2+.24 [6])
SEE NOTE 3	

DESIGN REFERENCE	NEXT ASSEMBLY	REV	ECO	ISSUE DATE AND DESCRIPTION	DRFT	CHKD
DIVISION		DIVISION CODE		DATE		
DO NOT SCALE DRAWING		SCALE 4/1		TOLERANCES EXCEPT AS NOTED		
THIRD ANGLE PROJECTION		INCHES		MILLIMETERS		
MAX SURFACE ROUGHNESS		SURFACES		MARKED ONLY		
CAGE NUMBER		DRAWING NO.		REV.		
9572		D 78-5100-2656-6		A		
MODEL		9572		SHT 3 OF 4		

A 72044 FEB 02, 2017 JNC TS
 PRODUCTION RELEASE
 CASTIGLIONE MAY 14, 2015
 SUNIGA MAY 14, 2015
 3M Center St. Paul, MN 55144
 © 3M COPYRIGHT 2017
 This document and the information it contains are 3M property and may not be reproduced or further distributed without 3M permission, or used or disclosed other than for 3M authorized purposes. All rights reserved.
 TITLE: BOX HEADER, 2MM, STRAIGHT, RIGHT ANGLE AND SMT
 MODEL: 9572
 SHT 3 OF 4


78-5100-2656-6
 DRAWING NUMBER
 A REVISION
 A.2 2/8/2017 1:22 PM UTC-06:00

Technical Information: The technical information, recommendations and other statements contained in this document are based upon tests or experience that 3M believes are reliable, but the accuracy or completeness of such information is not guaranteed.

Product Use: Many factors beyond 3M's control and uniquely within user's knowledge and control can affect the use and performance of a 3M product in a particular application. Given the variety of factors that can affect the use and performance of a 3M product, user is solely responsible for evaluating the 3M product and determining whether it is fit for a particular purpose and suitable for user's method of application.

Warranty, Limited Remedy, and Disclaimer: Unless an additional warranty is specifically stated on the applicable 3M product packaging or product literature, 3M warrants that each 3M product meets the applicable 3M product specification at the time 3M ships the product. 3M MAKES NO OTHER WARRANTIES OR CONDITIONS, EXPRESS OR IMPLIED, INCLUDING, BUT NOT LIMITED TO, ANY IMPLIED WARRANTY OR CONDITION OF MERCHANTABILITY OR FITNESS FOR A PARTICULAR PURPOSE OR ANY IMPLIED WARRANTY OR CONDITION ARISING OUT OF A COURSE OF DEALING, CUSTOM OR USAGE OF TRADE. If the 3M product does not conform to this warranty, then the sole and exclusive remedy is, at 3M's option, replacement of the 3M product or refund of the purchase price.

Limitation of Liability: Except where prohibited by law, 3M will not be liable for any loss or damage arising from the 3M product, whether direct, indirect, special, incidental or consequential, regardless of the legal theory asserted, including warranty, contract, negligence or strict liability.

DESIGN REFERENCE		NEXT ASSEMBLY		REV	ECO	ISSUE DATE AND DESCRIPTION		DRFT	CHKD
A 72044						FEB 02, 2017 PRODUCTION RELEASE		JNC	TS
DRAWING CODES		DIVISION CODE		DRW	DATE	MFG	DATE		
CASTIGLIONE		EMSD		CHKD	MAY 14, 2015	MIN 95144	MAY 14, 2015		
DIVISION		EMSD		APPRV	DATE	DATE	DATE		
				T. SUNIGA	MAY 14, 2015				
DO NOT SCALE DRAWING	SCALE 1/1	TOLERANCES EXCEPT AS NOTED		 3M Center St. Paul, MN 55144		© 3M COPYRIGHT 2017 This document and the information it contains are 3M property and may not be reproduced or further distributed without 3M permission, or used or disclosed other than for 3M authorized purposes. All rights reserved.			
THIRD ANGLE PROJECTION	INTERPRET PER ASME Y14.5 - 2009	TOLERANCES EXCEPT AS NOTED		TITLE BOX HEADER, 2MM, STRAIGHT, RIGHT ANGLE AND SMT					
MAX SURFACE ROUGHNESS	MARKED ONLY	MILLIMETERS		CAGE NUMBER		DRAWING NO.		REV.	
0.00 ±		0 ±		D 78-5100-2656-6		A		A	
0.00 ±		0 ±		MODEL		9572		DET. <input type="checkbox"/> YES <input checked="" type="checkbox"/> NO SHT 4 OF 4	

REVISION
 78-5100-2656-6
 DRAWING NUMBER
 A.2 2/8/2017 1:22 PM UTC-06:00