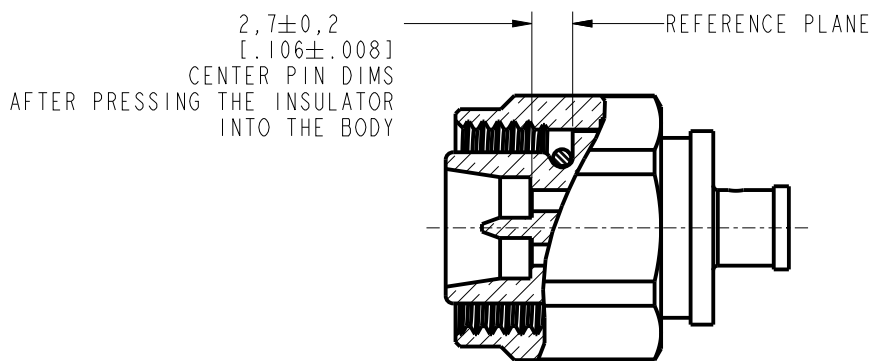
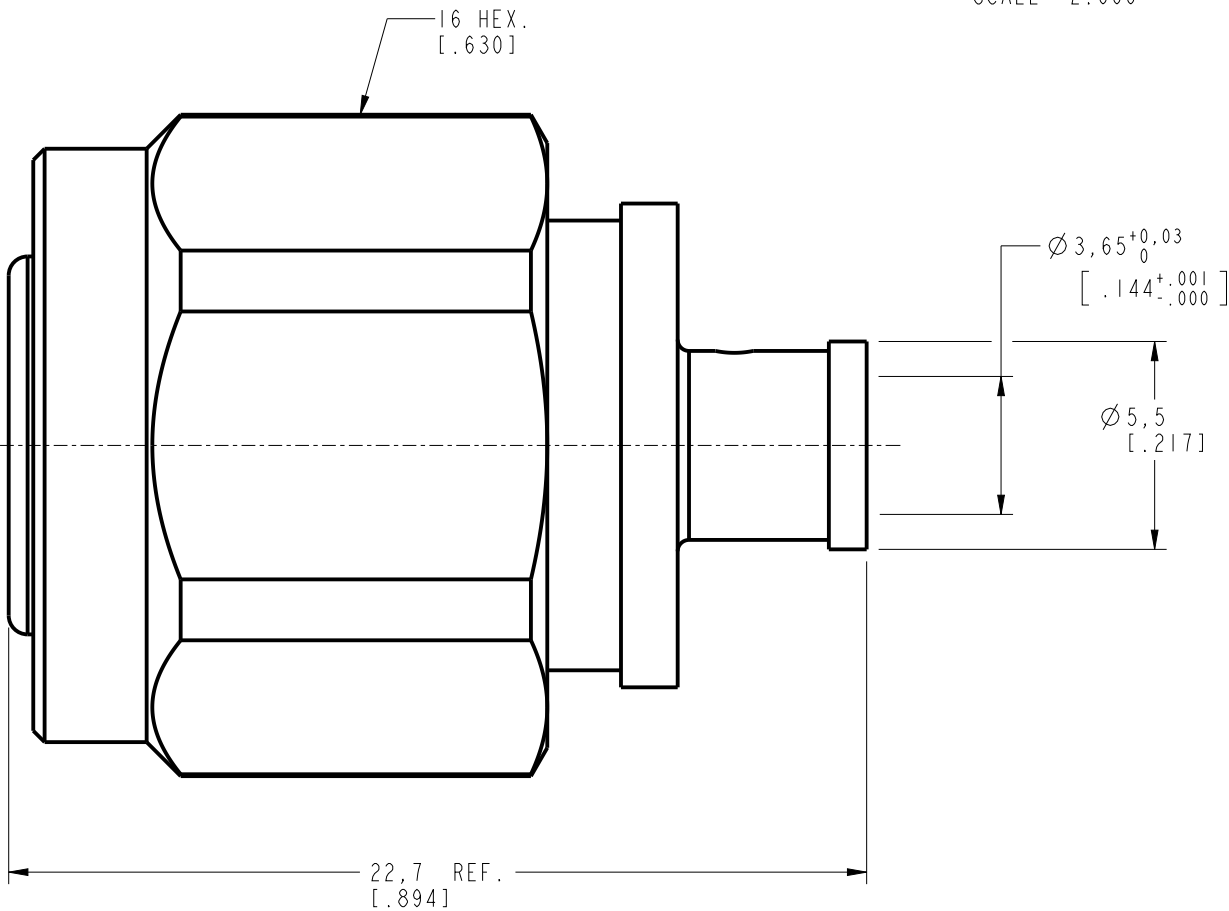
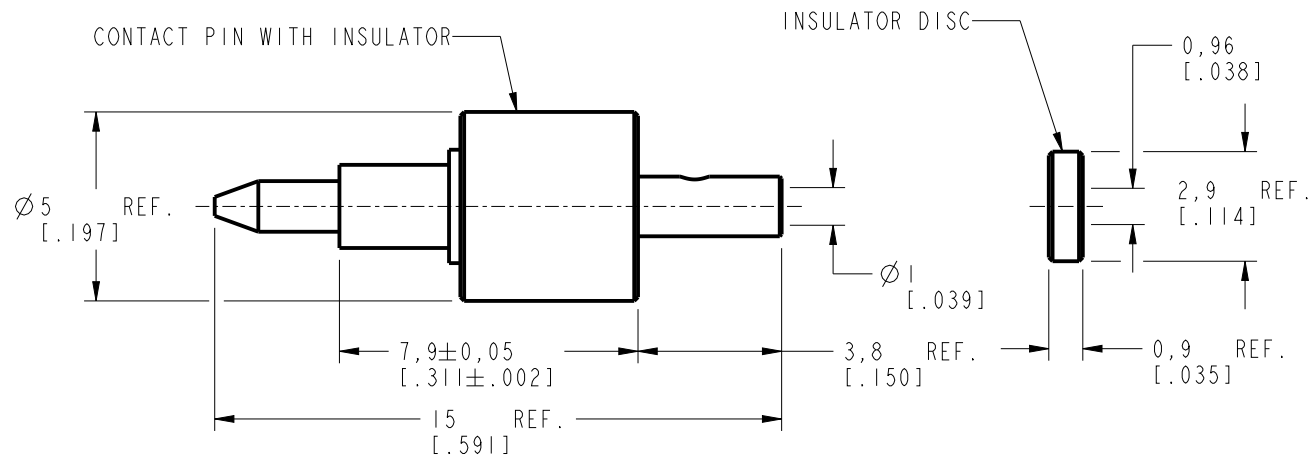
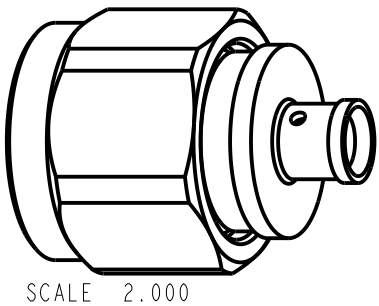


REVISIONS				
REV	DESCRIPTION	DATE	ECN	BY
A	RELEASE TO MFG.	12/3/2020	15440	DG

-
- Diagram illustrating the recommended cable stripping dimensions for a cable with a braid. The dimensions are given in millimeters (mm) and inches (in).
- The total length of the cable is 33,5 mm [1.319].
 - The length of the braided section is 3,5 mm [.138].
 - The label **RECOMMENDED CABLE STRIPPING DIMS.** points to the braided section.
 - The label **BRAID** points to the braided section.



CUSTOMER OUTLINE DRAWING

UNLESS OTHERWISE SPECIFIED
DIMENSIONS ARE METRIC (INCHES) AND TOLERANCES ARE:

<0.5mm = ± 0.05 mm	[<0.020 = ± 0.002]
>0.5 - 6mm = ± 0.1 mm	[>0.020 - 0.236 = ± 0.004]
>6.00 - 30mm = ± 0.2 mm	[>0.236 - 1.181 = ± 0.008]
>30.00 - 120mm = ± 0.3 mm	[>1.181 - 4.725 = ± 0.012]

TITLE
2.2-5 PLUG FOR RG-402 CABLE OR .141 CABLE

SIZE B	DRAWING NO.	2251181A1-001-ATS-50
	ITEM NO.	225-101P-52S
	PART NO.	225-101P-52S

THIRD ANGLE PROJ.

REFERENCE

EAR#
8104

ANGLES = $\pm 1^\circ$

ENGINEER
L. QIN

DATE
11/30/2017

SHEET NO. 2 OF 2

SCALE: 5.0:1.0

REV