

MOLEX P/N	AWG	IMPEDANCE (OHM)	LENGTH (mm)	TOLERANCE (+-mm)	DESCRIPTION	PINOUT
1002235100	30	85	152	10	CTRL TO BP	1
1002235101	30	85	300	10	CTRL TO BP	1
1002235102	30	85	500	10	CTRL TO BP	1
1002235103	30	85	600	10	CTRL TO BP	1
1002235104	30	85	1000	15	CTRL TO BP	1
1002235300	30	85	152	10	CTRL TO CTRL	2
1002235301	30	85	300	10	CTRL TO CTRL	2
1002235302	30	85	500	10	CTRL TO CTRL	2
1002235303	30	85	600	10	CTRL TO CTRL	2
1002235304	30	85	1000	15	CTRL TO CTRL	2
1002235400	30	85	152	10	PCIE	3
1002235401	30	85	300	10	PCIE	3
1002235402	30	85	500	10	PCIE	3
1002235403	30	85	600	10	PCIE	3
1002235404	30	85	1000	15	PCIE	3

NOTES:

- MATERIAL:  
 HOUSING - NYLON, UL94-V0  
 LATCH - MOLDED INTO HOUSING  
 EXPANDO - PET  
 CABLE - TWIN-AX SHIELD: ALUMINIZED POLYESTER FOIL  
 SIGNAL AND DRAIN: SOLID COPPER  
 PCB - FR4 (HALOGEN FREE)
- THIS PRODUCT CONFORMS TO THE MECHANICAL DIMENSIONING OF SFF-8643 AND ELECTRICAL PERFORMANCE REQUIREMENTS OF SAS 3.0
- RoHS COMPLIANT. NO EXEMPTIONS

THIS DRAWING CONTAINS INFORMATION THAT IS PROPRIETARY TO MOLEX ELECTRONIC TECHNOLOGIES, LLC AND SHOULD NOT BE USED WITHOUT WRITTEN PERMISSION

DIMENSION UNITS <b>mm</b>	SCALE <b>2:1</b>	CURRENT REV DESC:	<b>molex</b>		
GENERAL TOLERANCES (UNLESS SPECIFIED)		EC NO: 617908			
ANGULAR TOL ± °		DRWN: CYEH03 2017/12/18	PRODUCT CUSTOMER DRAWING		
4 PLACES ±		CHK'D: VPENG01 2019/05/27	DOCUMENT NUMBER		
3 PLACES ±		APPR: VPENG01 2019/05/27	DOC TYPE DOC PART REVISION		
2 PLACES ±		INITIAL REVISION:	1002235100 PSD 000 F		
1 PLACE ±		DRWN: CYEH03 2017/12/18	MATERIAL NUMBER CUSTOMER		
0 PLACES ±		APPR: VPENG01 2019/05/27	SEE P/N TABLE GENERAL MARKET		
DRAFT WHERE APPLICABLE MUST REMAIN WITHIN DIMENSIONS	THIRD ANGLE PROJECTION	DRAWING	SERIES	SHEET NUMBER	
		<b>D-SIZE</b>	100223	1 OF 3	

PINOUT 1

	P1		NC	P2	
		GND		D9	B9
C O N T R O L L E R	TX2-	D8	→	B8	RX2-
	TX2+	D7	→	B7	RX2+
	GND	D6	-----	B6	GND
	TX0-	D5	→	B5	RX0-
	TX0+	D4	→	B4	RX0+
	GND	D3	-----	B3	GND
	SB6	D2	-----	D1	SB6
	SB5	D1	-----	D2	SB5
	SB4	C1	-----	C2	SB4
	SB2	C2	-----	C1	SB2
	GND	C3	-----	A3	GND
	TX1+	C4	→	A4	RX1+
	TX1-	C5	→	A5	RX1-
	GND	C6	-----	A6	GND
	TX3+	C7	→	A7	RX3+
	TX3-	C8	→	A8	RX3-
	GND	C9	NC	A9	GND
	GND	B9	NC	D9	GND
B A C K P L A N E	RX2-	B8	←	D8	TX2-
	RX2+	B7	←	D7	TX2+
	GND	B6	-----	D6	GND
	RX0-	B5	←	D5	TX0-
	RX0+	B4	←	D4	TX0+
	GND	B3	-----	D3	GND
	SB1	B2	-----	B1	SB1
	SB3	B1	-----	B2	SB3
	SB7	A1	-----	A2	SB7
	SB0	A2	-----	A1	SB0
	GND	A3	-----	C3	GND
	RX1+	A4	←	C4	TX1+
	RX1-	A5	←	C5	TX1-
	GND	A6	-----	C6	GND
	RX3+	A7	←	C7	TX3+
	RX3-	A8	←	C8	TX3-
	GND	A9	NC	C9	GND

PINOUT 2

	P1		NC	P2	
		GND		D9	B9
C O N T R O L L E R	TX2-	D8	→	B8	RX2-
	TX2+	D7	→	B7	RX2+
	GND	D6	-----	B6	GND
	TX0-	D5	→	B5	RX0-
	TX0+	D4	→	B4	RX0+
	GND	D3	-----	B3	GND
	SB6	D2	-----	B2	SB1
	SB5	D1	-----	C2	SB2
	SB4	C1	-----	B1	SB3
	SB2	C2	-----	D1	SB5
	GND	C3	-----	A3	GND
	TX1+	C4	→	A4	RX1+
	TX1-	C5	→	A5	RX1-
	GND	C6	-----	A6	GND
	TX3+	C7	→	A7	RX3+
	TX3-	C8	→	A8	RX3-
	GND	C9	NC	A9	GND
	GND	B9	NC	D9	GND
C O N T R O L L E R	RX2-	B8	←	D8	TX2-
	RX2+	B7	←	D7	TX2+
	GND	B6	-----	D6	GND
	RX0-	B5	←	D5	TX0-
	RX0+	B4	←	D4	TX0+
	GND	B3	-----	D3	GND
	SB1	B2	-----	D2	SB6
	SB3	B1	-----	C1	SB4
	SB7	A1	-----	A2	SB0
	SB0	A2	-----	A1	SB7
	GND	A3	-----	C3	GND
	RX1+	A4	←	C4	TX1+
	RX1-	A5	←	C5	TX1-
	GND	A6	-----	C6	GND
	RX3+	A7	←	C7	TX3+
	RX3-	A8	←	C8	TX3-
	GND	A9	NC	C9	GND

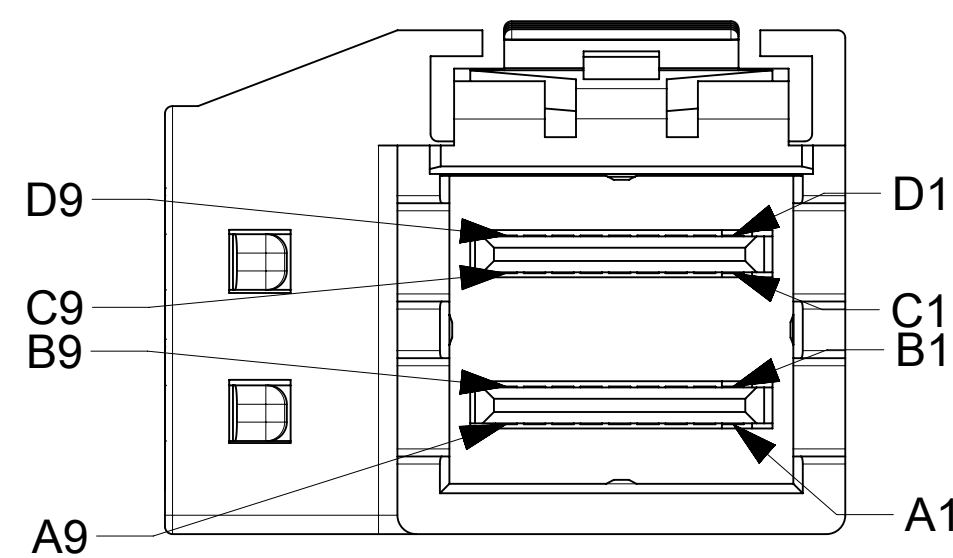
PINOUT 3

	P1		N/C	P2	
		GND		D9	B9
P C I E	TX2-	D8	→	B8	RX2-
	TX2+	D7	→	B7	RX2+
	GND	D6	-----	B6	GND
	TX0-	D5	→	B5	RX0-
	TX0+	D4	→	B4	RX0+
	GND	D3	-----	B3	GND
	SB6	D2	-----	D1	SB6
	SB5	D1	-----	D2	SB5
	WAKE <sub>n</sub>	C1	-----	C2	CWAKE <sub>n</sub>
	RST <sub>n</sub>	C2	-----	C1	CPERST <sub>n</sub>
	GND	C3	-----	A6	GND
	TX1+	C4	→	A4	RX1+
	TX1-	C5	→	A5	RX1-
	GND	C6	-----	A9	GND
	TX3+	C7	→	A7	RX3+
	TX3-	C8	→	A8	RX3-
	GND	C9	N/C	C9	GND
	GND	B9	N/C	D9	GND
P C I E	RX2-	B8	←	D8	TX2-
	RX2+	B7	←	D7	TX2+
	GND	B6	-----	D6	GND
	RX0-	B5	←	D5	TX0-
	RX0+	B4	←	D4	TX0+
	GND	B3	-----	D3	GND
	SB1	B2	-----	B1	SB1
	SB3	B1	-----	B2	SB3
	CLK+	A1	←	A2	CLK+
	CLK-	A2	←	A1	CLK-
	GND	A3	-----	A3	GND
	RX1+	A4	←	C4	TX1+
	RX1-	A5	←	C5	TX1-
	GND	A6	-----	C3	GND
	RX3+	A7	←	C7	TX3+
	RX3-	A8	←	C8	TX3-
	GND	A9	-----	C6	GND

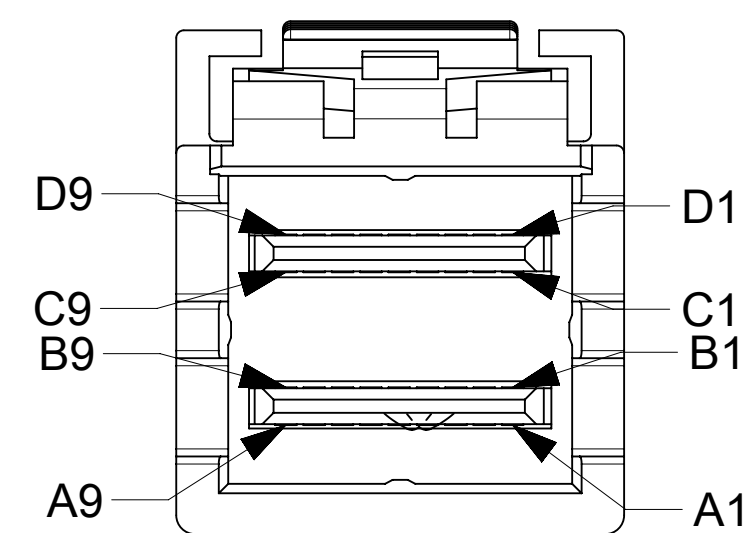
LEGEND:

- = GROUND LINES
- = THRU LINES
- = TRANSMIT TO RECEIVE ON HIGH SPEED CIRCUITS
- NC = NOT CONNECTED

P1

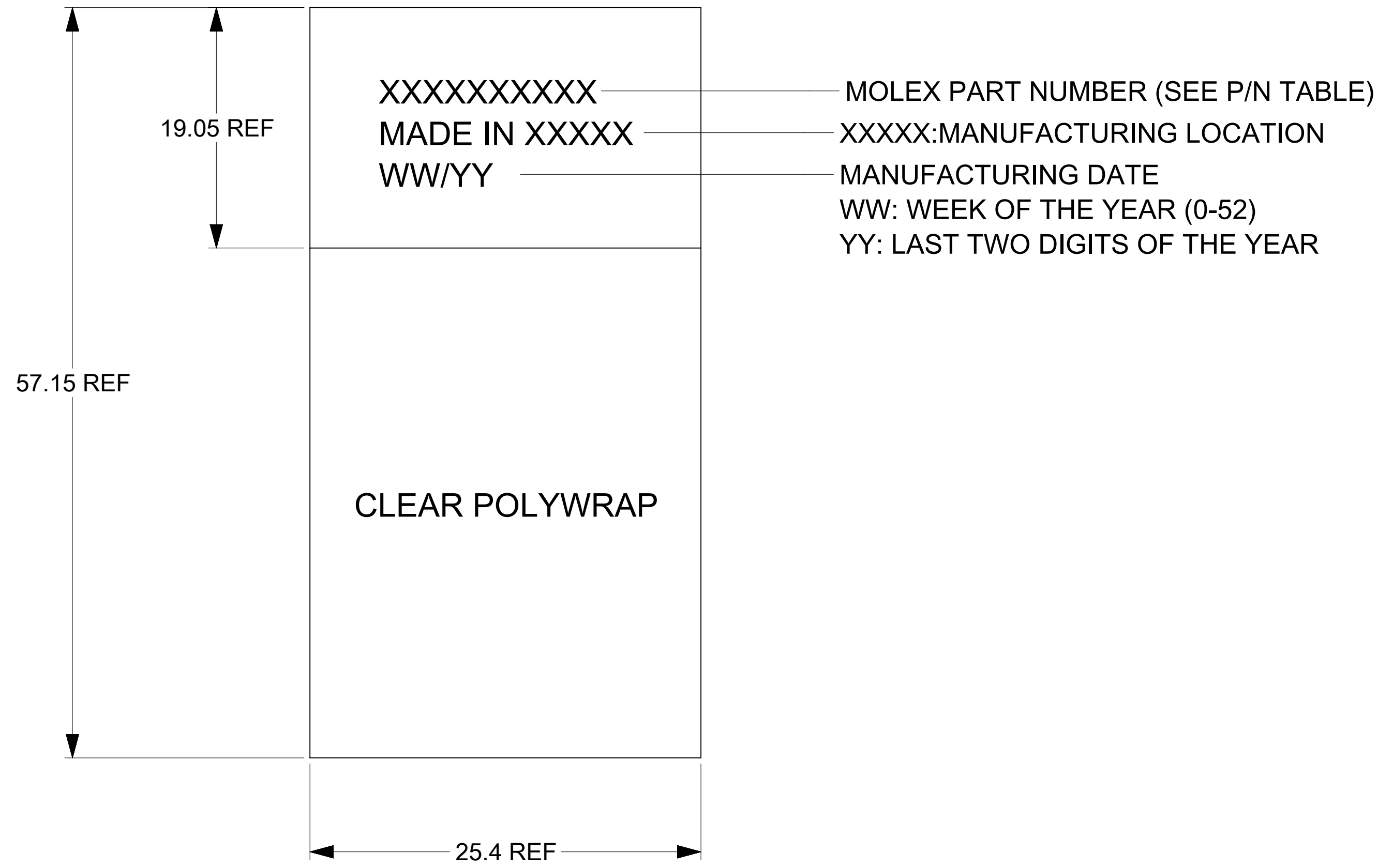


P2

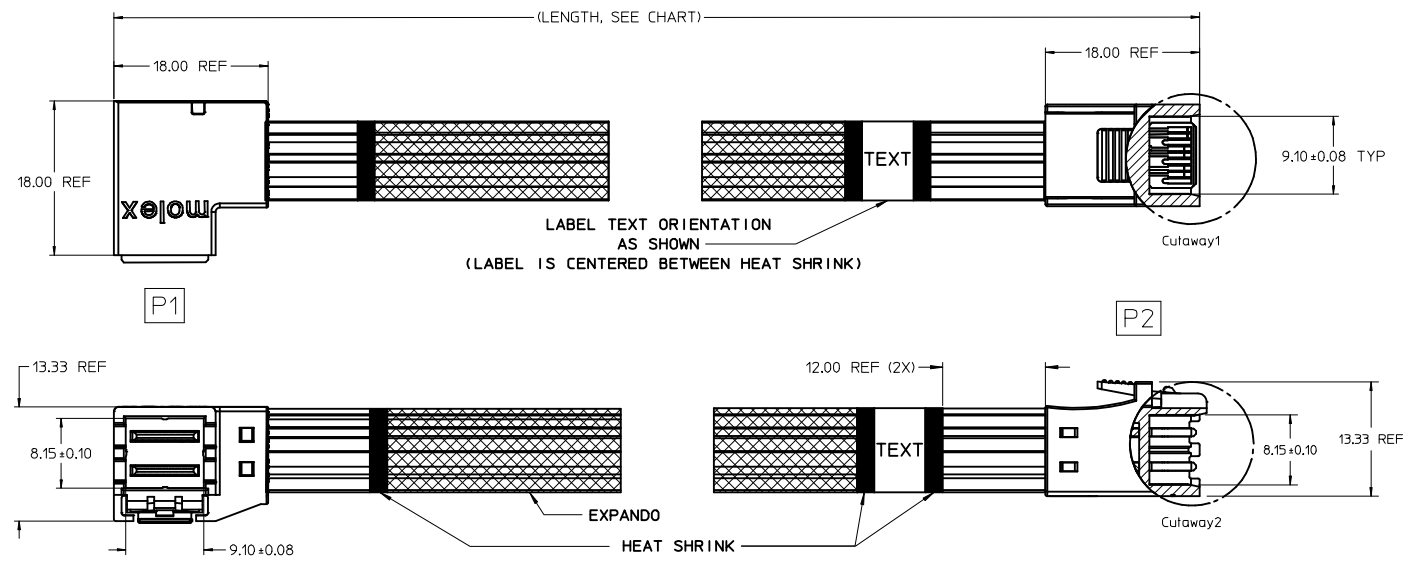
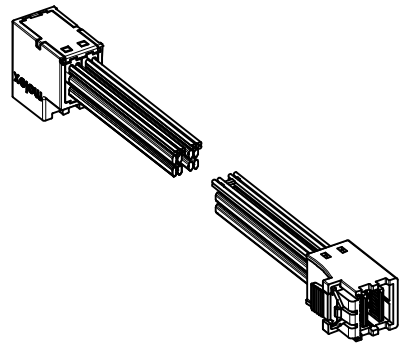


THIS DRAWING CONTAINS INFORMATION THAT IS PROPRIETARY TO MOLEX ELECTRONIC TECHNOLOGIES, LLC AND SHOULD NOT BE USED WITHOUT WRITTEN PERMISSION			
DIMENSION UNITS <b>mm</b>	SCALE <b>1:1</b>	CURRENT REV DESC:	
GENERAL TOLERANCES (UNLESS SPECIFIED)		EC NO: 617908	
ANGULAR TOL	± °	DRWN: CYEH03	2017/12/18
4 PLACES	±	CHK'D: VPENG01	2019/05/27
3 PLACES	±	APPR: VPENG01	2019/05/27
2 PLACES	±	INITIAL REVISION:	
1 PLACE	±	DRWN: CYEH03	2017/12/18
0 PLACES	±	APPR: VPENG01	2019/05/27
DRAFT WHERE APPLICABLE MUST REMAIN WITHIN DIMENSIONS		THIRD ANGLE PROJECTION	DRAWING
			<b>D-SIZE</b>
		SERIES	100223
DOCUMENT NUMBER		MATERIAL NUMBER	CUSTOMER
<b>1002235100</b>		SEE P/N TABLE	GENERAL MARKET
DOC TYPE		DOC PART	REVISION
PSD		000	F
SHEET NUMBER		2 OF 3	

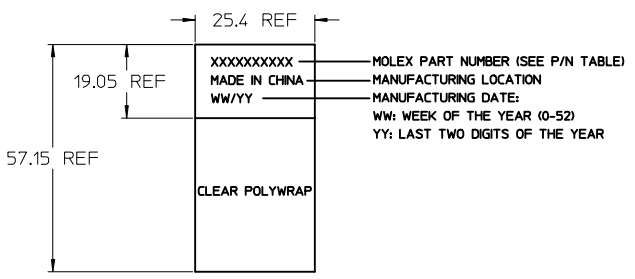
**LABEL DETAIL**



THIS DRAWING CONTAINS INFORMATION THAT IS PROPRIETARY TO MOLEX ELECTRONIC TECHNOLOGIES, LLC AND SHOULD NOT BE USED WITHOUT WRITTEN PERMISSION									
DIMENSION UNITS		SCALE		CURRENT REV DESC:				<b>molex</b>	
mm		20:1							
GENERAL TOLERANCES (UNLESS SPECIFIED)				EC NO: 617908				4X INTERNAL HD TO SHORT BODY RIGHT EXIT CBL ASSY 85 OHM	
ANGULAR TOL ± °				DRWN: CYEH03 2017/12/18					
4 PLACES ±				CHK'D: VPENG01 2019/05/27				PRODUCT CUSTOMER DRAWING	
3 PLACES ±				APPR: VPENG01 2019/05/27					
2 PLACES ±				INITIAL REVISION:				DOCUMENT NUMBER	
1 PLACE ±				DRWN: CYEH03 2017/12/18					
0 PLACES ±				APPR: VPENG01 2019/05/27				1002235100	
DRAFT WHERE APPLICABLE MUST REMAIN WITHIN DIMENSIONS		THIRD ANGLE PROJECTION		DRAWING		SERIES		CUSTOMER	
				D-SIZE		100223		GENERAL MARKET	
						SEE P/N TABLE		3 OF 3	



**LABEL DETAIL**

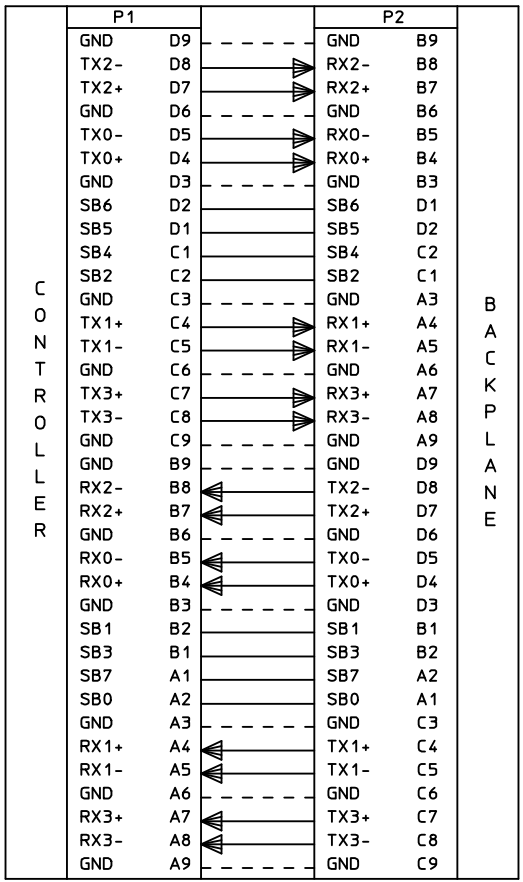


- NOTES:**
- MATERIAL:**  
 HOUSING - GLASS FILLED NYLON, UL94-V0  
 LATCH - MOLDED INTO HOUSING  
 EXPANDO - PET  
 CABLE - TWIN-AX SHIELD: ALUMINIZED POLYESTER FOIL  
 SIGNAL AND DRAIN: SOLID COPPER  
 PCB - FR4 (HALOGEN FREE)
  - THIS PRODUCT CONFORMS TO THE MECHANICAL DIMENSIONING OF SFF-8643 AND ELECTRICAL PERFORMANCE REQUIREMENTS OF SAS 3.0
  - RoHS COMPLIANT. NO EXEMPTIONS

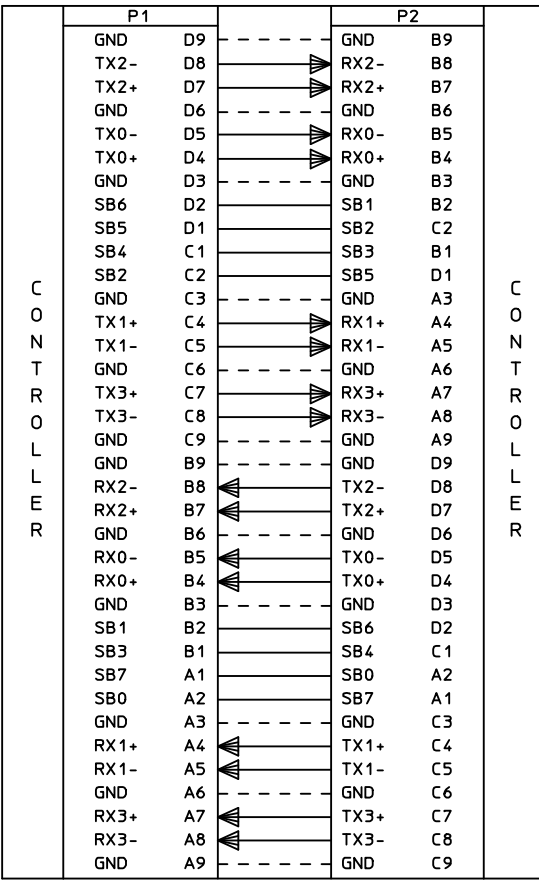
MOLEX P/N	LENGTH (M)	LENGTH TOLERANCE (mm)	AWG	DESCRIPTION	PINOUT
1002235100	0.152	±10	30	CTRL TO BP	1
1002235101	0.300	±10	30	CTRL TO BP	1
1002235102	0.500	±10	30	CTRL TO BP	1
1002235103	0.600	±10	30	CTRL TO BP	1
1002235104	1.000	±15	30	CTRL TO BP	1
1002235300	0.152	±10	30	CTRL TO CTRL	2
1002235301	0.300	±10	30	CTRL TO CTRL	2
1002235302	0.500	±10	30	CTRL TO CTRL	2
1002235303	0.600	±10	30	CTRL TO CTRL	2
1002235304	1.000	±15	30	CTRL TO CTRL	2
1002235400	0.152	±10	30	PCIE	3
1002235401	0.300	±10	30	PCIE	3
1002235402	0.500	±10	30	PCIE	3
1002235403	0.600	±10	30	PCIE	3
1002235404	1.000	±15	30	PCIE	3

UPDATED PINOUT EC NO: CPG2015-4494 DRAWN BY: TPRATT CHKD: CHYK APPR: CHIRSCHY 2015/02/25 2015/03/03	QUALITY SYMBOLS ∇=0 ∇=0 ∇=0	GENERAL TOLERANCES (UNLESS SPECIFIED) mm INCH 4 PLACES ±--- ±--- 3 PLACES ±--- ±--- 2 PLACES ±0.13 ±--- 1 PLACE ±0.25 ±--- 0 PLACE ±--- ±--- ANGULAR ± 1° DRAFT WHERE APPLICABLE MUST REMAIN WITHIN DIMENSIONS	DIMENSION STYLE MM ONLY DRAWN BY: TPRATT DATE: 2014/02/26 CHECKED BY: PSYTSMA DATE: 2014/02/26 APPROVED BY: CHIRSCHY DATE: 2014/03/21	SCALE: 3.5:1 DESIGN UNITS: METRIC THIRD ANGLE PROJECTION	TITLE: 4X INTERNAL HD TO SHORT BODY RIGHT EXIT CBL ASSY 85 OHM molex DOCUMENT NO: SD-100223-5100 SHEET NO: 1 OF 2
	MATERIAL NO: SEE P/N TABLE				
	THIS DRAWING CONTAINS INFORMATION THAT IS PROPRIETARY TO MOLEX INCORPORATED AND SHOULD NOT BE USED WITHOUT WRITTEN PERMISSION				

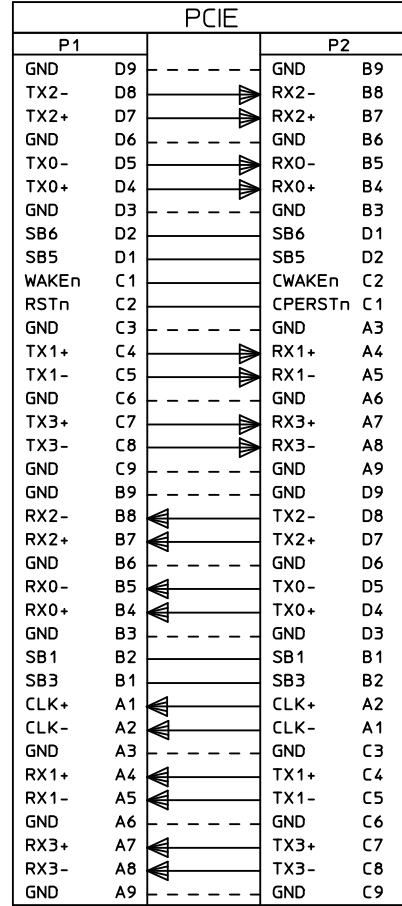
PINOUT 1



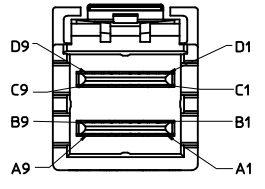
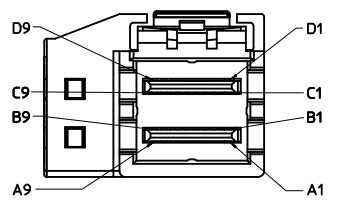
PINOUT 2



PINOUT 3



- GND
- THRU LINES
- ▶ TRANSMIT TO RECEIVE ON HIGH SPEED CIRCUITS
- ◀▶ CLOCK PAIR (HIGH SPEED TWINAX)



UPDATED PINOUT EC NO: CPG2015-4494 DRAWN: TPRAATT CHKD: CHIRSCHY APPROV: CHIRSCHY DATE: 2015/02/25 DATE: 2015/03/03	QUALITY SYMBOLS	GENERAL TOLERANCES (UNLESS SPECIFIED)	DIMENSION STYLE	SCALE	DESIGN UNITS	THIRD ANGLE PROJECTION
	▽=0	4 PLACES ± mm ± INCH	MM ONLY	5:1	METRIC	☉
	▽=0	3 PLACES ± 0.13 ± ---	DRAWN BY DATE	TITLE		
	▽=0	2 PLACES ± 0.25 ± ---	TPRAATT 2014/02/26	4X INTERNAL HD TO SHORT BODY RIGHT EXIT CBL ASSY 85 OHM		
	0 PLACE ± --- ± ---	1 PLACE ± 0.25 ± ---	CHECKED BY DATE	MATERIAL NO. DOCUMENT NO.		
		0 PLACE ± --- ± ---	PSYTSMA 2014/02/26	SEE SHEET 1 SD-100223-5100		
		ANGULAR ± 1 °	APPROVED BY DATE	SHEET NO.		
		DRAFT WHERE APPLICABLE MUST REMAIN WITHIN DIMENSIONS	CHIRSCHY 2014/03/21	2 OF 2		
				THIS DRAWING CONTAINS INFORMATION THAT IS PROPRIETARY TO MOLEX INCORPORATED AND SHOULD NOT BE USED WITHOUT WRITTEN PERMISSION		