

# EMI/EMC FILTER

RoHS

## IR2 SERIES



### Features

- Inlet filter with fuse holder and comply with IEC 60127-6
- Good shield effect by using metal case
- Meet over voltage category II of IEC 60664 and comply with IEC 60950
- Uses IEC connector that meets the safety standards from certification bodies

### Applications

- Personal computers and peripherals
- Digital equipments
- Measuring and testing instruments
- Communication equipment
- Medical equipments

## Specifications

Model	Rated Voltage (AC, DC)	Rated Current	Leakage Current (250V AC)	Operating Temperature
IR2-N02C2H	250V (50/60Hz)	2A	0.35mA max.	-25°C to +85°C Including temperature rise Derating Curve 
IR2-N04C2H		4A		
IR2-N06C2H		6A		
IR2-N02CDH		2A	0.10mA max.	
IR2-N04CDH		4A		
IR2-N06CDH		6A		

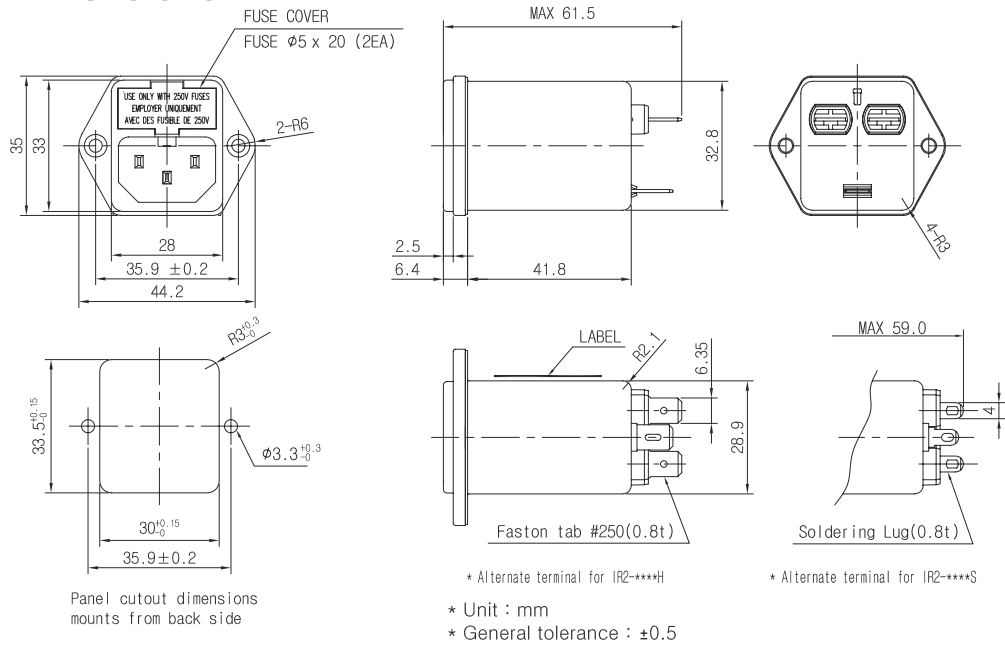
#### Note

Test Voltage : 1500V AC one minute, line to earth  
 Insulation Resistance : 300 Mohm min. at 500V DC  
 Voltage Drop : 1V max. at rated current  
 Weight : 80g  
 Inlet : Compatible with IEC-60320-1, C14

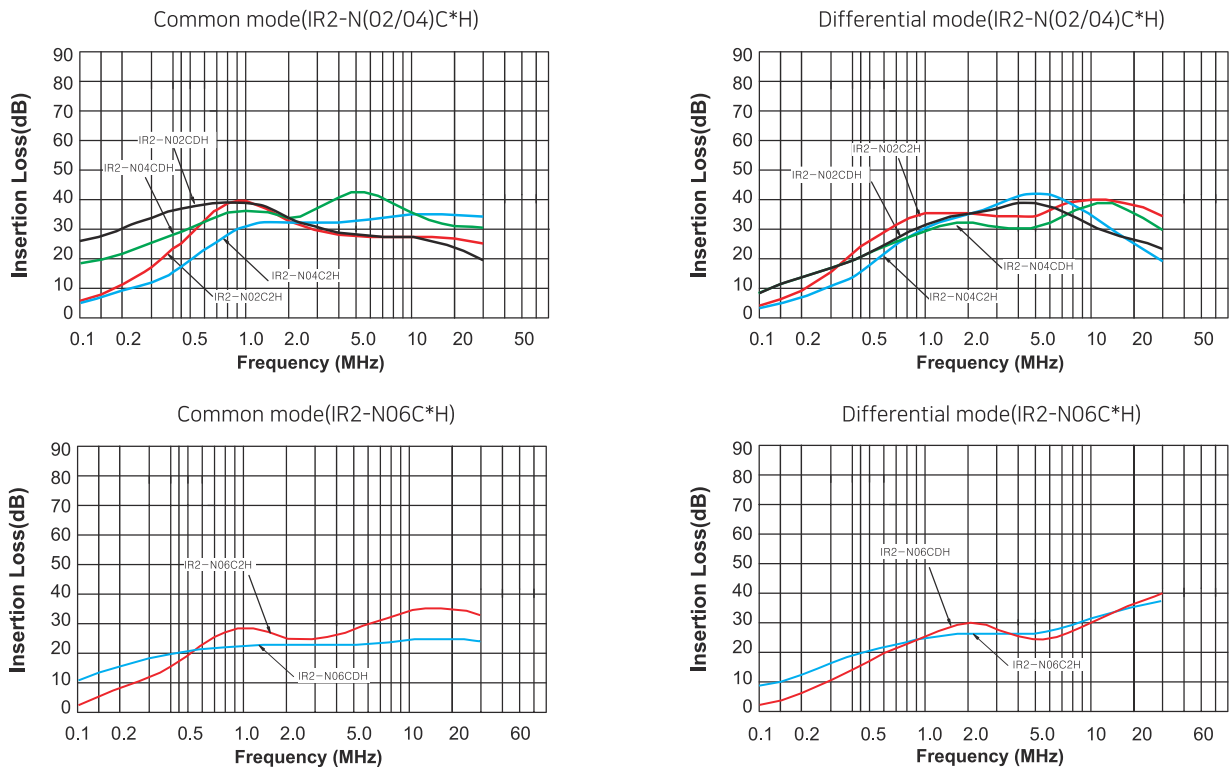
## Model Number Construction

I	R2	N02	4	2	H
Input Connector I : IEC Connector	Special Design R2 : Screw Mounting/ With Dual Fuse	Current Rating : AC rms 02, N02 : 2amp 04, N04 : 4amp 06, N06 : 6amp ("N" Highest permeability)	Line-Line Cap.Value 2 : 0.022 $\mu$ F 3 : 0.033 $\mu$ F 4 : 0.047 $\mu$ F 6 : 0.068 $\mu$ F A : 0.1 $\mu$ F B : 0.15 $\mu$ F C : 0.22 $\mu$ F D : 0.33 $\mu$ F	Line-Gnd Cap.Value C : 330 pF D : 470 pF G : 680 pF E : 1000 pF 1 : 1500 pF 2 : 2200 pF 3 : 3300 pF 0 : None	Output Terminal S : Solder Lug H : Faston Tab #250

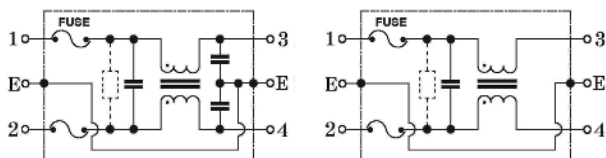
# Shapes and Dimensions



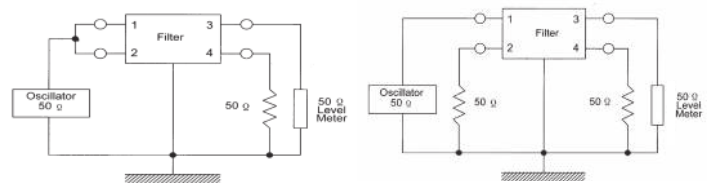
# Attenuation Characteristics



# Circuit Diagram



# Measurement Configuration



IR2-\*\*\*\*-\* type

IR2-\*\*\*0-\* type

Common mode

Differential mode