© – TE Connectivity. All Rights Reserved.

REVISIONS					
P	LTR	DESCRIPTION	DATE	DWN	APVD
	B1	ECO-20-016797	06JAN2021	RR	SZ

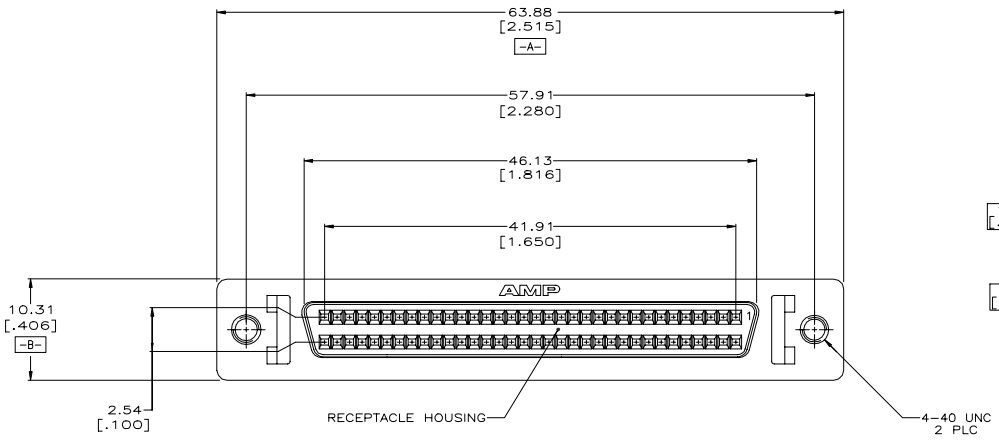

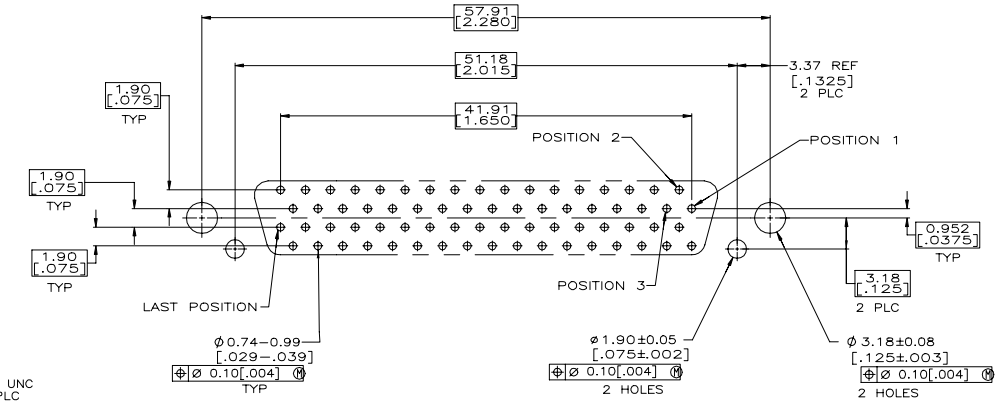

P.C.BOARD MOUNTING DIMENSIONS

(CONNECTOR SIDE)

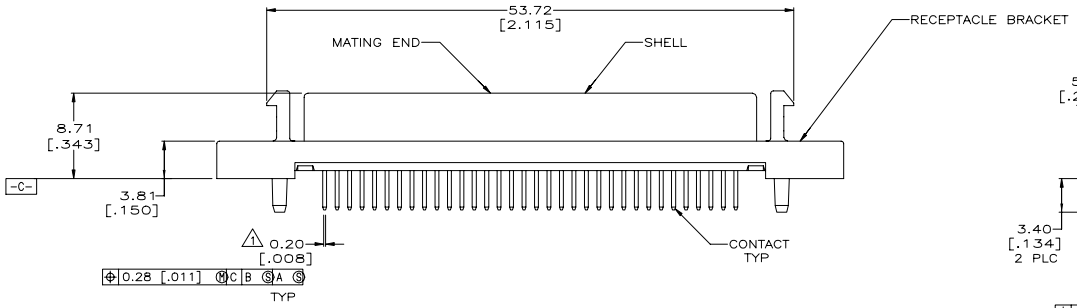

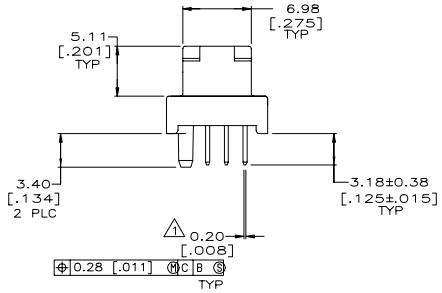

OBSOLETE

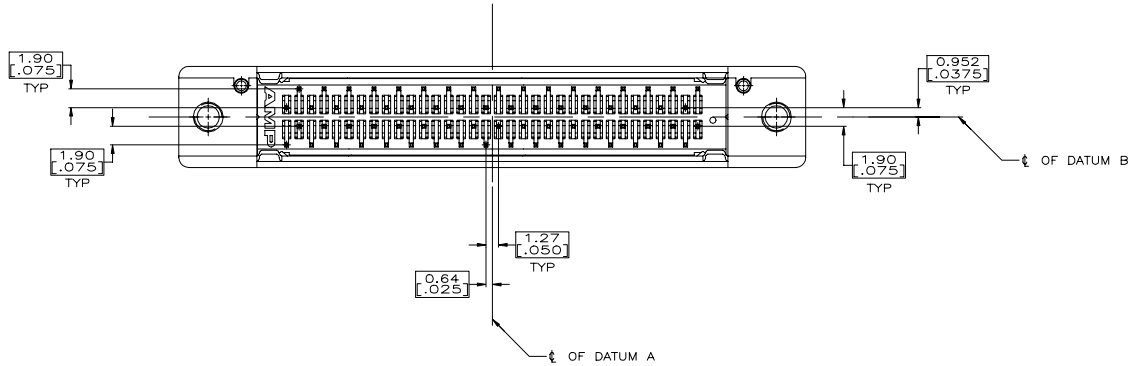

1. POSITION TOLERANCE APPLIES AT CONTACT TIP.
2. RECEPTACLE HOUSING: POLYESTER, UL 94V-0 RATED, BLACK.
   SHELL: CARBON STEEL.
   CONTACT: PHOSPHOR BRONZE.
   RECEPTACLE BRACKET: ZINC.
3. SHELL: 5.08μm [.000200] MIN NICKEL OVER 1.27μm [.000050] MIN COPPER.
   RECEPTACLE BRACKET: 5.08μm [.000200] MIN TIN OVER 5.08μm [.000200] MIN COPPER.
   CONTACTS: EITHER 0.76μm [.000030] MIN GOLD PLATE FOR A LENGTH OF 0.64 [.025] MIN, 0.13 [.005] MAX FROM MATING END, OR GOLD FLASH PLATED OVER PALLADIUM NICKEL PLATE, 0.76μm [.000030] MIN TOTAL FOR A LENGTH OF 0.64 [.025] MIN, 0.13 [.005] MAX FROM MATING END. 3.81μm [.000150] MIN TIN ON OPPOSITE END FOR A LENGTH OF 3.56 [.140] MIN, BOTH OVER 1.27μm [.000050] MIN NICKEL.

OBSOLETE ~~5796048-1~~

PART NUMBER

COPYRIGHT 2005
TYCO ELECTRONICS CORP
ALL RIGHTS RESERVED

THIS DRAWING IS A CONTROLLED DOCUMENT.	DWN L. VARELA – DOCKS 02-21-05	TE Connectivity	
DIMENSIONS: mm [INCHES]	CHK S. SHUEY 02-21-05		
TOLERANCES UNLESS OTHERWISE SPECIFIED: 0 PLC ± – 1 PLC ± – 2 PLC ± 0.13 [.005] 3 PLC ± – 4 PLC ± – ANGLES ± –	APVD M. WALMSLEY 02-21-05	NAME RECEPTACLE ASSEMBLY, 68 POSITION, SHIELDED, VERTICAL, .050 SERIES, AMPLIMITE	
	PRODUCT SPEC 108-1228		
	APPLICATION SPEC 114-40029	SIZE A1 / CAGE CODE 00779 / DRAWING NO C-5796048	RESTRICTED TO –
MATERIAL 2 / FINISH 3	WEIGHT 0.000000		
	CUSTOMER DRAWING	SCALE 4:1 / SHEET 1 OF 1	REV B1

4805 (1/15)