



Power Magnetics

Product Selection Guide

- Inductors
- Transformers
- Common-Mode Chokes

Tomorrow's electronic products...



www.murata-ps.com/magnetics

Magnetic Products

Two essential elements of the vast majority of power electronics applications are filtering and isolation. Whether you need to reduce noise or protect vital components, Murata Power Solutions can offer a wide range of products to suit your requirements.




















With an emphasis on miniaturization, reliability and ease of handling, our designs are available in a variety of styles including bobbin, radial, axial and surface-mount.










- Inductors
- Pulse transformers
- Common-mode chokes
- Current sensing transformers
- Data bus isolators
- Agency approved transformers
- Reference designs
- Custom designs



Index

Series	Through Hole	Surface Mount	Shielded	Leadless	Rated Current				Inductance Range							Page			
					10mA	100mA	1A	10A	10nH	100nH	1µH	10µH	100µH	1mH	10mH		100mH		
1100R					140mA		3A				1.0µH			470µH					
2200R					18mA		1.62A					10µH							6
1700					20mA		1.8A					10µH							
1300R					40mA		6.3A					1.5µH							
1800R					130mA		5.35A					4.7µH							7
1800					130mA		5.35A					4.7µH							
1900R					70mA		7.8A					4.7µH							
1500						910mA	16.2A					1.0µH			1.0mH				
1400					400mA		13A					10µH							8
1200LRS					73mA		4.7A					6.8µH							
1200RS					440mA		4.6A					10µH			1.0mH				
8200					70mA		2A					1µH			470µH				9
8400					50mA		2.8A					1µH							
3400L					160mA		1.7A					1.2µH			220µH				
3400					90mA		2.5A					1.2µH			1.0mH				
2700T					130mA		2A					1µH			330µH				
2700					110mA		1.6A					4.7µH			1.0mH				10
2900L					140mA		4.6A					1µH			1.0mH				
2900					180mA		6A					1µH			1.0mH				
2300					430mA		2.1A					2.2µH			100µH				
2300S					250mA		2.1A					2.2µH			220µH				11
2400					350mA		2.6A					2.7µH			220µH				
2400S					350mA		3.1A					2.7µH			220µH				
2600					380mA		4.4A					3.3µH			680µH				12

Inductors		Page
	1100R Series Through-Hole Radial Lead Inductors <i>NEW!</i>	06
	2200R Series Through-Hole Radial Lead Inductors	06
	1700 Series Through-Hole Radial Lead Inductors	06
	1300R Series Through-Hole Radial Lead Inductors <i>NEW!</i>	06
	1800R Series Through-Hole Radial Lead Inductors	07
	1800 Series Through-Hole Axial Inductors	07
	1900R Series Through-Hole Radial Lead Inductors <i>NEW!</i>	07
	1400 Series Through-Hole Bobbin Inductors	08
	1500 Series Through-Hole Radial Lead Inductors <i>NEW!</i>	08
	3200 Series Vertical Mount Toroidal Inductors <i>NEW!</i>	08
	3300 Series Vertical Mount Toroidal Inductors <i>NEW!</i>	09
	803 Series Horizontal Mount Toroidal Inductors <i>NEW!</i>	09
	2300 Series Surface-Mount Drum Core Inductors	09
	2400 Series Surface-Mount Drum Core Inductors	09
	2600 Series Surface-Mount Drum Core Inductors	10
	2800 Series Bobbin Wound Surface-Mount Inductors <i>NEW!</i>	10
	8200 Series Miniature Surface-Mount Inductors <i>NEW!</i>	10
	8400 Series Miniature Surface-Mount Inductors <i>NEW!</i>	10
	3400L Series Shielded Surface-Mount Inductors <i>NEW!</i>	11
	3400 Series Shielded Surface-Mount Inductors <i>NEW!</i>	11
	2900L Series Shielded Surface-Mount Inductors <i>NEW!</i>	11
	2900 Series Shielded Surface-Mount Inductors <i>NEW!</i>	11
	4500 Series Shielded Surface-Mount Inductors <i>NEW!</i>	12
	4600 Series Shielded Surface-Mount Inductors <i>NEW!</i>	12
	4700S Series Shielded Surface-Mount Inductors <i>NEW!</i>	12
	4700 Series Shielded Dual Winding Surface-Mount Inductors	13
	4800S Series Shielded Surface-Mount Inductors <i>NEW!</i>	13

	4800 Series Shielded Dual Winding Surface-Mount Inductors	13
	4900S Series Shielded Surface-Mount Inductors <i>NEW!</i>	13
	4900 Series Shielded Dual Winding Surface-Mount Inductors	14
	3500 Series Flat Coil Surface-Mount Inductors <i>NEW!</i>	14
	3600 Series Flat Coil Surface-Mount Inductors <i>NEW!</i>	14
	4000 Series Surface-Mount Toroidal Inductors	14
	4100 Series Surface-Mount Toroidal Inductors	14
	4200 Series Surface-Mount Toroidal Inductors <i>NEW!</i>	15
	4300 Series Dual Wound Surface-Mount Toroidal Inductors <i>NEW!</i>	15

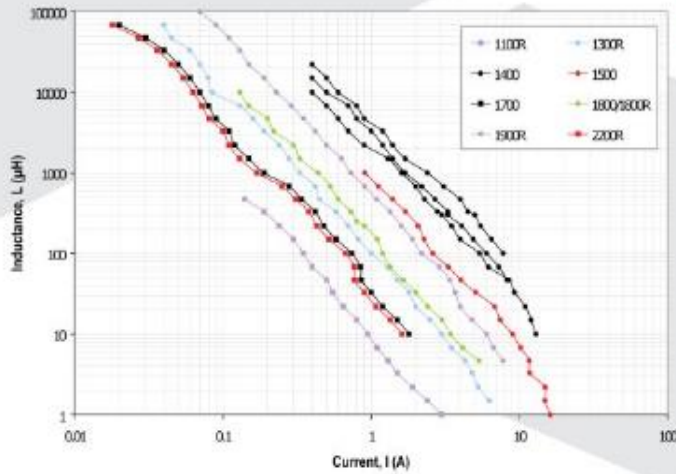
Common-Mode Chokes		Page
	5000 Series Surface-Mount Common-Mode Chokes <i>NEW!</i>	15
	5100 Series Common-Mode Chokes <i>NEW!</i>	15
	5200 Series Common-Mode Chokes <i>NEW!</i>	15

Transformers		Page
	766 Series General Purpose Pulse Transformers	16
	786 Series General Purpose Pulse Transformers	16
	1000 Series Pulse Transformers	16
	772 Series Pulse Transformers <i>NEW!</i>	16
	1600C & 1630C Quad Dura-Bus Isolators	17
	1605C Lan-Paks for CSMA/CD Systems	17
	1638C & 1639C Lan-Paks for CSMA/CD Systems	17
	762 Series MAX251/253 Compatible Transformers - Agency Approved	17
	782 Series MAX251/253 Compatible Transformers	17
	782485 Series ADM2485 Compatible Converter Transformers <i>NEW!</i>	18
	DA100 Series Digital Audio Transformers	18
	5300 Series Current Sensing Transformers <i>NEW!</i>	18
	5400 Series Current Sensing Transformers <i>NEW!</i>	18
	5500 Series Current Sensing Transformers <i>NEW!</i>	18
	5600 Series Current Sensing Transformers	18

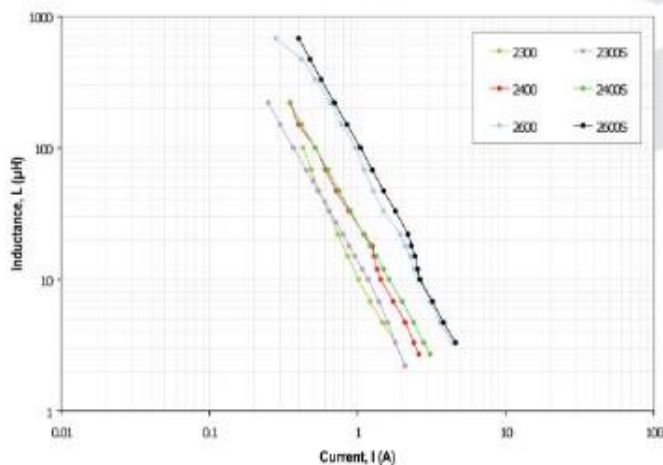
How to select a suitable inductor...

We have developed over 800 highly advanced and optimized inductor and transformer solutions with the emphasis on miniaturization, reliability and ease of handling. These power-oriented designs are available in a variety of styles including bobbin, radial, axial, and surface-mount. Tape and reel packaging is available for surface-mount devices, making them ideal for pick and place assembly lines.

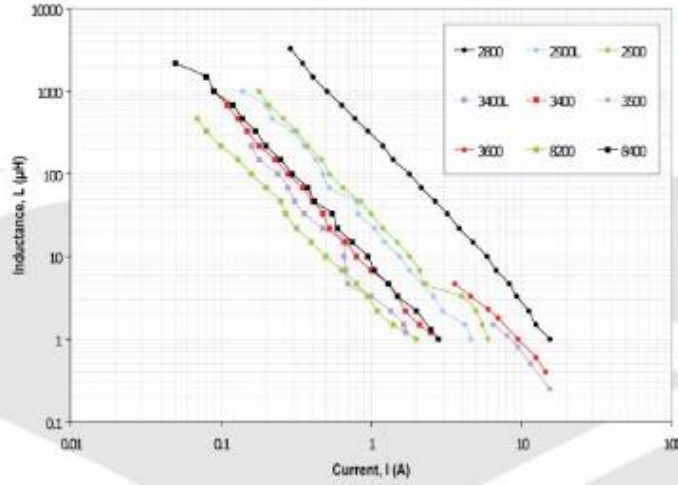
Refer to the graphs on these pages to see which L and I_{DC} combinations are available. Once you have identified a suitable product, use the table to the right of each graph to locate the relevant product page, or download a datasheet from www.murata-ps.com/magnetics for the full specification.



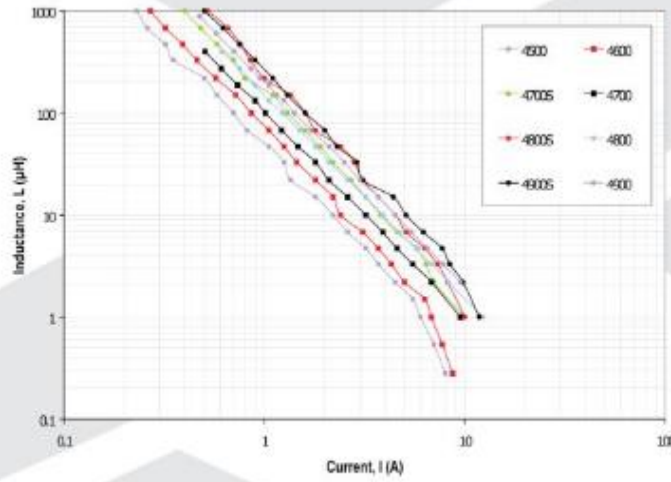
Series	Package	Page
1100R		06
1300R		
1400		08
1500		
1700		06
1800		
1800R		07
1900R		
2200R		06



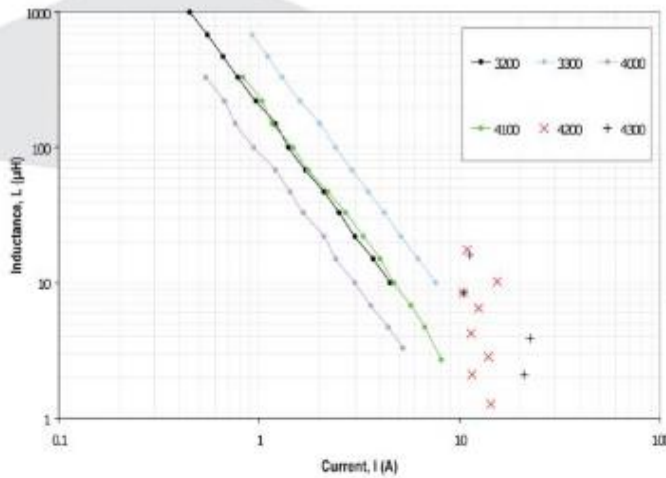
Series	Package	Page
2300		09
2300S		
2400		10
2400S		
2600		10
2600S		



Series	Package	Page
2800		10
2900L		11
2900		
3400L		
3400		14
3500		
3600		10
8200		
8400		



Series	Package	Page
4500		12
4600		
4700S		13
4700		
4800S		
4800		14
4900S		
4900		



Series	Package	Page
3200		08
3300		09
4000		14
4100		
4200		15
4300		

Inductors

1100R Series

Through-Hole Radial Lead Inductors
Inductance: 1µH to 470µH
Current: Up to 3.0A I_{DC}
Operating temperature: -40 to +85°C
Height: 7.5mm (0.30")



Inductance	Current	DC Resistance	Dimensions		Model Number
			Inches	mm	
1.0	3.00	0.02	00.20 x 0.30	05.0 x 7.5	11R102C
1.5	2.40	0.03	00.20 x 0.30	05.0 x 7.5	11R152C
2.2	1.90	0.05	00.20 x 0.30	05.0 x 7.5	11R222C
3.3	1.50	0.07	00.20 x 0.30	05.0 x 7.5	11R332C
4.7	1.30	0.09	00.20 x 0.30	05.0 x 7.5	11R472C
6.8	1.10	0.10	00.20 x 0.30	05.0 x 7.5	11R682C
10	0.95	0.14	00.20 x 0.30	05.0 x 7.5	11R103C
15	0.80	0.19	00.20 x 0.30	05.0 x 7.5	11R153C
22	0.65	0.27	00.20 x 0.30	05.0 x 7.5	11R223C
33	0.55	0.42	00.20 x 0.30	05.0 x 7.5	11R333C
47	0.50	0.54	00.20 x 0.30	05.0 x 7.5	11R473C
68	0.40	0.85	00.20 x 0.30	05.0 x 7.5	11R683C
100	0.35	1.10	00.20 x 0.30	05.0 x 7.5	11R104C
150	0.30	1.65	00.20 x 0.30	05.0 x 7.5	11R154C
220	0.24	2.40	00.20 x 0.30	05.0 x 7.5	11R224C
330	0.19	3.60	00.20 x 0.30	05.0 x 7.5	11R334C
470	0.14	6.40	00.20 x 0.30	05.0 x 7.5	11R474C

1700 Series

Through-Hole Radial Lead Inductors
Inductance: 10µH to 68mH
Current: Up to 1.8A I_{DC}
Operating temperature: 0 to 70°C
Height: 10.5mm (0.41")
Feature: Custom options available



Inductance	Current	DC Resistance	Dimensions		Model Number
			Inches	mm	
10.0	1.80	0.05	00.28 x 0.41	07.2 x 10.5	17103C
15.0	1.50	0.06	00.28 x 0.41	07.2 x 10.5	17153C
22.0	1.20	0.08	00.28 x 0.41	07.2 x 10.5	17223C
33.0	1.00	0.13	00.28 x 0.41	07.2 x 10.5	17333C
47.0	0.85	0.20	00.28 x 0.41	07.2 x 10.5	17473C
68.0	0.85	0.26	00.28 x 0.41	07.2 x 10.5	17683C
100.0	0.74	0.35	00.28 x 0.41	07.2 x 10.5	17104C
150.0	0.58	0.49	00.28 x 0.41	07.2 x 10.5	17154C
220.0	0.48	0.75	00.28 x 0.41	07.2 x 10.5	17224C
330.0	0.42	1.10	00.28 x 0.41	07.2 x 10.5	17334C
470.0	0.34	1.50	00.28 x 0.41	07.2 x 10.5	17474C
680.0	0.28	2.40	00.28 x 0.41	07.2 x 10.5	17684C
1.0mH	0.19	3.30	00.28 x 0.41	07.2 x 10.5	17105C
1.5mH	0.15	5.90	00.28 x 0.41	07.2 x 10.5	17155C
2.2mH	0.12	7.80	00.28 x 0.41	07.2 x 10.5	17225C
3.3mH	0.11	9.1	00.28 x 0.41	07.2 x 10.5	17335C
4.7mH	0.09	12.0	00.28 x 0.41	07.2 x 10.5	17475C
6.8mH	0.08	20.0	00.28 x 0.41	07.2 x 10.5	17685C
10.0mH	0.07	34.0	00.28 x 0.41	07.2 x 10.5	17106C
15.0mH	0.06	45.0	00.28 x 0.41	07.2 x 10.5	17156C
22.0mH	0.05	75.0	00.28 x 0.41	07.2 x 10.5	17226C
33.0mH	0.04	100.0	00.28 x 0.41	07.2 x 10.5	17336C
47.0mH	0.03	140.0	00.28 x 0.41	07.2 x 10.5	17476C
68.0mH	0.02	220.0	00.28 x 0.41	07.2 x 10.5	17686C

2200R Series

Through-Hole Radial Lead Inductors
Inductance: 10µH to 68mH
Current: Up to 1.62A I_{DC}
Operating temperature: -25 to 70°C
Height: 10.5mm (0.41")
Feature: Custom options available



Inductance	Current	DC Resistance	Dimensions		Model Number
			Inches	mm	
10.0	1.62	0.05	00.28 x 0.41	07.2 x 10.5	22R103C
15.0	1.35	0.07	00.28 x 0.41	07.2 x 10.5	22R153C
22.0	1.08	0.09	00.28 x 0.41	07.2 x 10.5	22R223C
33.0	0.90	0.14	00.28 x 0.41	07.2 x 10.5	22R333C
47.0	0.77	0.22	00.28 x 0.41	07.2 x 10.5	22R473C
68.0	0.77	0.28	00.28 x 0.41	07.2 x 10.5	22R683C
100.0	0.67	0.39	00.28 x 0.41	07.2 x 10.5	22R104C
150.0	0.52	0.54	00.28 x 0.41	07.2 x 10.5	22R154C
220.0	0.43	0.83	00.28 x 0.41	07.2 x 10.5	22R224C
330.0	0.38	1.21	00.28 x 0.41	07.2 x 10.5	22R334C
470.0	0.31	1.65	00.28 x 0.41	07.2 x 10.5	22R474C
680.0	0.25	2.64	00.28 x 0.41	07.2 x 10.5	22R684C
1.0mH	0.17	3.63	00.28 x 0.41	07.2 x 10.5	22R105C
1.5mH	0.13	6.49	00.28 x 0.41	07.2 x 10.5	22R155C
2.2mH	0.11	8.58	00.28 x 0.41	07.2 x 10.5	22R225C
3.3mH	0.10	10.0	00.28 x 0.41	07.2 x 10.5	22R335C
4.7mH	0.081	13.2	00.28 x 0.41	07.2 x 10.5	22R475C
6.8mH	0.072	22.0	00.28 x 0.41	07.2 x 10.5	22R685C
10.0mH	0.063	37.4	00.28 x 0.41	07.2 x 10.5	22R106C
15.0mH	0.054	49.5	00.28 x 0.41	07.2 x 10.5	22R156C
22.0mH	0.045	82.5	00.28 x 0.41	07.2 x 10.5	22R226C
33.0mH	0.036	110.0	00.28 x 0.41	07.2 x 10.5	22R336C
47.0mH	0.027	154.0	00.28 x 0.41	07.2 x 10.5	22R476C
68.0mH	0.018	242.0	00.28 x 0.41	07.2 x 10.5	22R686C

1300R Series

Through-Hole Radial Lead Inductors
Inductance: 1.5µH to 68mH
Current: Up to 6.3A I_{DC}
Operating temperature: -40 to +85°C
Height: 13.5mm (0.37")



Inductance	Current	DC Resistance	Dimensions		Model Number
			Inches	mm	
1.5	6.3	0.008	00.37 x 0.53	09.5 x 13.5	13R152C
2.2	5.3	0.010	00.37 x 0.53	09.5 x 13.5	13R222C
3.3	4.8	0.013	00.37 x 0.53	09.5 x 13.5	13R332C
4.7	4.3	0.017	00.37 x 0.53	09.5 x 13.5	13R472C
6.8	3.5	0.023	00.37 x 0.53	09.5 x 13.5	13R682C
10	3.0	0.031	00.37 x 0.53	09.5 x 13.5	13R103C
15	2.5	0.042	00.37 x 0.53	09.5 x 13.5	13R153C
22	2.0	0.070	00.37 x 0.53	09.5 x 13.5	13R223C
33	1.8	0.092	00.37 x 0.53	09.5 x 13.5	13R333C
47	1.5	0.110	00.37 x 0.53	09.5 x 13.5	13R473C
68	1.3	0.150	00.37 x 0.53	09.5 x 13.5	13R683C
100	1.0	0.240	00.37 x 0.53	09.5 x 13.5	13R104C
150	0.82	0.330	00.37 x 0.53	09.5 x 13.5	13R154C
220	0.70	0.470	00.37 x 0.53	09.5 x 13.5	13R224C
330	0.58	0.640	00.37 x 0.53	09.5 x 13.5	13R334C
470	0.45	1.05	00.37 x 0.53	09.5 x 13.5	13R474C
680	0.42	1.50	00.37 x 0.53	09.5 x 13.5	13R684C
1.0mH	0.33	2.10	00.37 x 0.53	09.5 x 13.5	13R105C

1300 Series Continued

1.5mH	0.28	3.10	Ø0.37 x 0.53	Ø9.5 x 13.5	13R155C
2.2mH	0.24	4.50	Ø0.37 x 0.53	Ø9.5 x 13.5	13R225C
3.3mH	0.19	7.0	Ø0.37 x 0.53	Ø9.5 x 13.5	13R335C
4.7mH	0.16	9.3	Ø0.37 x 0.53	Ø9.5 x 13.5	13R475C
6.8mH	0.13	13.5	Ø0.37 x 0.53	Ø9.5 x 13.5	13R685C
10mH	0.085	23.8	Ø0.37 x 0.53	Ø9.5 x 13.5	13R106C
15mH	0.080	31.0	Ø0.37 x 0.53	Ø9.5 x 13.5	13R156C
22mH	0.070	48.0	Ø0.37 x 0.53	Ø9.5 x 13.5	13R226C
33mH	0.060	68.0	Ø0.37 x 0.53	Ø9.5 x 13.5	13R336C
47mH	0.045	120.0	Ø0.37 x 0.53	Ø9.5 x 13.5	13R476C
68mH	0.040	152.0	Ø0.37 x 0.53	Ø9.5 x 13.5	13R686C

1800R Series

Through-Hole Radial Lead Inductors

Inductance: 4.7µH to 10mH

Current: Up to 5.35A I_{DC}

Operating temperature: 0 to 70°C

Height: 15.9mm (0.63")

Features: Custom & axial options available
(see 1800 series)



Inductance	Current	DC Resistance	Dimensions		Model Number
			Inches	mm	
4.7	5.35	9.0	Ø0.54 x 0.63	Ø13.7 x 15.9	18R472C
6.8	4.15	12.0	Ø0.54 x 0.63	Ø13.7 x 15.9	18R682C
10.0	3.45	15.0	Ø0.54 x 0.63	Ø13.7 x 15.9	18R103C
15.0	3	18.0	Ø0.54 x 0.63	Ø13.7 x 15.9	18R153C
22.0	2.42	25.0	Ø0.54 x 0.63	Ø13.7 x 15.9	18R223C
33.0	2	40.0	Ø0.54 x 0.63	Ø13.7 x 15.9	18R333C
47.0	1.65	55.0	Ø0.54 x 0.63	Ø13.7 x 15.9	18R473C
68.0	1.35	70.0	Ø0.54 x 0.63	Ø13.7 x 15.9	18R683C
100.0	1.2	100.0	Ø0.54 x 0.63	Ø13.7 x 15.9	18R104C
150.0	1.1	165.0	Ø0.54 x 0.63	Ø13.7 x 15.9	18R154C
220.0	0.9	230.0	Ø0.54 x 0.63	Ø13.7 x 15.9	18R224C
250.0	0.8	255.0	Ø0.54 x 0.63	Ø13.7 x 15.9	18R254C
330.0	0.73	335.0	Ø0.54 x 0.63	Ø13.7 x 15.9	18R334C
470.0	0.6	465.0	Ø0.54 x 0.63	Ø13.7 x 15.9	18R474C
680.0	0.53	630.0	Ø0.54 x 0.63	Ø13.7 x 15.9	18R684C
1.0mH	0.44	1.00	Ø0.54 x 0.63	Ø13.7 x 15.9	18R105C
1.5mH	0.33	1.50	Ø0.54 x 0.63	Ø13.7 x 15.9	18R155C
2.2mH	0.3	2.20	Ø0.54 x 0.63	Ø13.7 x 15.9	18R225C
3.3mH	0.22	3.50	Ø0.54 x 0.63	Ø13.7 x 15.9	18R335C
4.7mH	0.2	4.60	Ø0.54 x 0.63	Ø13.7 x 15.9	18R475C
6.8mH	0.15	7.00	Ø0.54 x 0.63	Ø13.7 x 15.9	18R685C
10.0mH	0.13	12.00	Ø0.54 x 0.63	Ø13.7 x 15.9	18R106C

1800 Series

Through-Hole Axial Inductors

Inductance: 4.7µH to 10mH

Current: Up to 5.35A I_{DC}

Operating temperature: 0 to 70°C

Height: 10.6mm (0.42")

Features: Custom & radial options available (see 1800R series)



Inductance	Current	DC Resistance	Dimensions		Model Number
			Inches	mm	
4.7	5.35	9.0	Ø0.42 x 0.72	Ø10.6 x 18.3	18472C
6.8	4.15	12.0	Ø0.42 x 0.72	Ø10.6 x 18.3	18682C

1800 Series Continued

10.0	3.45	15.0	Ø0.42 x 0.72	Ø10.6 x 18.3	18103C
15.0	3.00	18.0	Ø0.42 x 0.72	Ø10.6 x 18.3	18153C
22.0	2.42	25.0	Ø0.42 x 0.72	Ø10.6 x 18.3	18223C
33.0	2.00	40.0	Ø0.42 x 0.72	Ø10.6 x 18.3	18333C
47.0	1.65	55.0	Ø0.42 x 0.72	Ø10.6 x 18.3	18473C
68.0	1.35	70.0	Ø0.42 x 0.72	Ø10.6 x 18.3	18683C
100.0	1.20	100.0	Ø0.42 x 0.72	Ø10.6 x 18.3	18104C
150.0	1.10	165.0	Ø0.42 x 0.72	Ø10.6 x 18.3	18154C
220.0	0.90	230.0	Ø0.42 x 0.72	Ø10.6 x 18.3	18224C
250.0	0.80	255.0	Ø0.42 x 0.72	Ø10.6 x 18.3	18254C
330.0	0.73	335.0	Ø0.42 x 0.72	Ø10.6 x 18.3	18334C
470.0	0.60	465.0	Ø0.42 x 0.72	Ø10.6 x 18.3	18474C
680.0	0.53	630.0	Ø0.42 x 0.72	Ø10.6 x 18.3	18684C
1.0mH	0.44	1.00	Ø0.42 x 0.72	Ø10.6 x 18.3	18105C
1.5mH	0.33	1.50	Ø0.42 x 0.72	Ø10.6 x 18.3	18155C
2.2mH	0.30	2.20	Ø0.42 x 0.72	Ø10.6 x 18.3	18225C
3.3mH	0.22	3.50	Ø0.42 x 0.72	Ø10.6 x 18.3	18335C
4.7mH	0.20	4.60	Ø0.42 x 0.72	Ø10.6 x 18.3	18475C
6.8mH	0.15	7.00	Ø0.42 x 0.72	Ø10.6 x 18.3	18685C
10.0mH	0.13	12.00	Ø0.42 x 0.72	Ø10.6 x 18.3	18106C

1900R Series

Through-Hole Radial Lead Inductors

Inductance: 4.7µH to 100mH

Current: Up to 7.8A I_{DC}

Operating temperature: -40°C to +95°C

Height: 21.0mm (0.83")

Feature: Custom options available



Inductance	Current	DC Resistance	Dimensions		Model Number
			Inches	mm	
4.7	7.8	0.008	Ø0.47 x 0.83	Ø12.0 x 21.0	19R472C
6.8	6.7	0.011	Ø0.47 x 0.83	Ø12.0 x 21.0	19R682C
10	6.0	0.017	Ø0.47 x 0.83	Ø12.0 x 21.0	19R103C
15	4.8	0.022	Ø0.47 x 0.83	Ø12.0 x 21.0	19R153C
22	4.0	0.026	Ø0.47 x 0.83	Ø12.0 x 21.0	19R223C
33	3.7	0.032	Ø0.47 x 0.83	Ø12.0 x 21.0	19R333C
47	3.4	0.038	Ø0.47 x 0.83	Ø12.0 x 21.0	19R473C
68	2.9	0.055	Ø0.47 x 0.83	Ø12.0 x 21.0	19R683C
100	2.2	0.090	Ø0.47 x 0.83	Ø12.0 x 21.0	19R104C
150	1.9	0.129	Ø0.47 x 0.83	Ø12.0 x 21.0	19R154C
220	1.6	0.162	Ø0.47 x 0.83	Ø12.0 x 21.0	19R224C
330	1.34	0.240	Ø0.47 x 0.83	Ø12.0 x 21.0	19R334C
470	1.09	0.380	Ø0.47 x 0.83	Ø12.0 x 21.0	19R474C
680	0.91	0.548	Ø0.47 x 0.83	Ø12.0 x 21.0	19R684C
1.0mH	0.73	0.844	Ø0.47 x 0.83	Ø12.0 x 21.0	19R105C
1.5mH	0.63	1.2	Ø0.47 x 0.83	Ø12.0 x 21.0	19R155C
2.2mH	0.50	2.0	Ø0.47 x 0.83	Ø12.0 x 21.0	19R225C
3.3mH	0.42	2.5	Ø0.47 x 0.83	Ø12.0 x 21.0	19R335C
4.7mH	0.35	3.5	Ø0.47 x 0.83	Ø12.0 x 21.0	19R475C
6.8mH	0.29	5.7	Ø0.47 x 0.83	Ø12.0 x 21.0	19R685C
10mH	0.23	7.3	Ø0.47 x 0.83	Ø12.0 x 21.0	19R106C
15mH	0.19	12	Ø0.47 x 0.83	Ø12.0 x 21.0	19R156C
22mH	0.15	22	Ø0.47 x 0.83	Ø12.0 x 21.0	19R226C
33mH	0.13	26	Ø0.47 x 0.83	Ø12.0 x 21.0	19R336C
47mH	0.11	36	Ø0.47 x 0.83	Ø12.0 x 21.0	19R476C
68mH	0.09	57	Ø0.47 x 0.83	Ø12.0 x 21.0	19R686C
100mH	0.07	90	Ø0.47 x 0.83	Ø12.0 x 21.0	19R107C

Inductors

1400 Series

Through-Hole Bobbin Inductors

Inductance: 10µH to 22mH

Current: Up to 13A I_{DC}

Operating temperature: -40 to +85°C

Height: 14 to 21.8mm (0.55-0.85")

Feature: Custom options available



Inductance	Current	DC Resistance	Dimensions		Model Number
			Inches	mm	
10	13	0.007	0.96 x 0.55	0.244 x 14.0	1410313C
15	12	0.009	0.96 x 0.55	0.244 x 14.0	1415312C
22	11	0.011	0.96 x 0.55	0.244 x 14.0	1422311C
33	9.3	0.015	0.96 x 0.55	0.244 x 14.0	1433309C
47	8.3	0.019	0.96 x 0.73	0.244 x 18.5	1447383C
47	8.5	0.021	0.96 x 0.55	0.244 x 14.0	1447385C
68	6.2	0.032	0.96 x 0.55	0.244 x 14.0	1468362C
68	7.3	0.022	0.96 x 0.73	0.244 x 18.5	1468373C
100	5.4	0.042	0.96 x 0.55	0.244 x 14.0	1410454C
100	6.0	0.033	0.96 x 0.73	0.244 x 18.5	1410460C
100	7.8	0.040	0.117 x 0.86	0.298 x 21.8	1410478C
150	4.0	0.069	0.96 x 0.55	0.244 x 14.0	1415440C
150	4.9	0.051	0.96 x 0.73	0.244 x 18.5	1415449C
150	6.5	0.042	0.117 x 0.86	0.298 x 21.8	1415465C
220	3.5	0.096	0.96 x 0.55	0.244 x 14.0	1422435C
220	4.1	0.073	0.96 x 0.73	0.244 x 18.5	1422441C
220	5.5	0.062	0.117 x 0.86	0.298 x 21.8	1422459C
300	3.0	0.140	0.96 x 0.55	0.244 x 14.0	1430430C
300	3.3	0.100	0.96 x 0.73	0.244 x 18.5	1430433C
300	5.0	0.080	0.117 x 0.86	0.298 x 21.8	1430450C
330	2.8	0.150	0.96 x 0.55	0.244 x 14.0	1433428C
330	3.3	0.107	0.96 x 0.73	0.244 x 18.5	1433433C
330	4.5	0.091	0.117 x 0.86	0.298 x 21.8	1433445C
470	2.3	0.222	0.96 x 0.55	0.244 x 14.0	1447423C
470	2.7	0.149	0.96 x 0.73	0.244 x 18.5	1447427C
470	4.0	0.125	0.117 x 0.86	0.298 x 21.8	1447440C
680	2.0	0.276	0.96 x 0.55	0.244 x 14.0	1468420C
680	2.2	0.226	0.96 x 0.73	0.244 x 18.5	1468427C
680	3.1	0.173	0.117 x 0.86	0.298 x 21.8	1468431C
1.0mH	1.6	0.419	0.96 x 0.55	0.244 x 14.0	1410516C
1.0mH	1.7	0.336	0.96 x 0.73	0.244 x 18.5	1410517C
1.0mH	2.4	0.277	0.117 x 0.86	0.298 x 21.8	1410524C
1.5mH	1.3	0.630	0.96 x 0.55	0.244 x 14.0	1415513C
1.5mH	1.4	0.518	0.96 x 0.73	0.244 x 18.5	1415514C
1.5mH	1.7	0.374	0.117 x 0.86	0.298 x 21.8	1415517C
2.2mH	0.9	0.916	0.96 x 0.55	0.244 x 14.0	1422509C
2.2mH	1.2	0.649	0.96 x 0.55	0.244 x 14.0	1422512C
2.2mH	1.4	0.622	0.117 x 0.86	0.298 x 21.8	1422514C
3.3mH	0.7	1.428	0.96 x 0.55	0.244 x 14.0	1433507C
3.3mH	1.0	1.952	0.96 x 0.73	0.244 x 18.5	1433510C
3.3mH	1.2	0.861	0.117 x 0.86	0.298 x 21.8	1433512C
4.7mH	0.6	2.200	0.96 x 0.55	0.244 x 14.0	1447506C
4.7mH	0.8	1.436	0.96 x 0.73	0.244 x 18.5	1447508C
4.7mH	0.9	1.250	0.117 x 0.86	0.298 x 21.8	1447509C
6.8mH	0.5	2.810	0.96 x 0.55	0.244 x 14.0	1468505C
6.8mH	0.7	2.214	0.96 x 0.73	0.244 x 18.5	1468507C
6.8mH	0.8	1.884	0.117 x 0.86	0.298 x 21.8	1468508C
10mH	0.4	4.340	0.96 x 0.55	0.244 x 14.0	1410604C
10mH	0.5	3.394	0.96 x 0.73	0.244 x 18.5	1410605C
10mH	0.6	2.294	0.117 x 0.86	0.298 x 21.8	1410606C
15mH	0.4	4.912	0.96 x 0.73	0.244 x 18.5	1415604C
15mH	0.5	3.740	0.117 x 0.86	0.298 x 21.8	1415605C
22mH	0.4	6.962	0.117 x 0.86	0.298 x 21.8	1422604C

1500 Series

Through-Hole Radial Lead Inductors

Inductance: 1.0µH to 1.0mH

Current: Up to 16.2A I_{DC}

Operating temperature: -40°C to +85°C

Height: 21.3 mm (0.839")

Feature: Custom options available



Inductance	Current	DC Resistance	Dimensions		Model Number
			Inches	mm	
1.0	16.2	2.76	0.661 x .839	0.168 x 21.3	15102C
1.5	14.9	3.48	0.661 x .839	0.168 x 21.3	15152C
2.2	15.0	4.20	0.661 x .839	0.168 x 21.3	15222C
3.3	11.8	5.76	0.661 x .839	0.168 x 21.3	15332C
4.7	11.7	6.48	0.661 x .839	0.168 x 21.3	15472C
6.8	10.2	8.04	0.661 x .839	0.168 x 21.3	15682C
10	9.01	10.6	0.661 x .839	0.168 x 21.3	15103C
15	7.44	15.5	0.661 x .839	0.168 x 21.3	15153C
22	6.80	18.8	0.661 x .839	0.168 x 21.3	15223C
33	5.08	31.2	0.661 x .839	0.168 x 21.3	15333C
47	4.04	45.6	0.661 x .839	0.168 x 21.3	15473C
68	3.33	70.3	0.661 x .839	0.168 x 21.3	15683C
100	2.62	110	0.661 x .839	0.168 x 21.3	15104C
150	2.28	149	0.661 x .839	0.168 x 21.3	15154C
220	2.08	185	0.661 x .839	0.168 x 21.3	15224C
330	1.71	263	0.661 x .839	0.168 x 21.3	15334C
470	1.40	389	0.661 x .839	0.168 x 21.3	15474C
680	1.12	574	0.661 x .839	0.168 x 21.3	15684C
1000	0.91	887	0.661 x .839	0.168 x 21.3	15105C

3200 Series

Vertical Mount Toroidal Inductors

Inductance: 10µH to 1.0mH

Current: Up to 4.5A I_{DC}

Operating temperature: -40 to 125°C

Height: 24.0mm (0.95")

Feature: Toroidal construction reduces EMI



Inductance	Current	DC Resistance	Dimensions		Model Number
			Inches	mm	
10	4.50	20	0.85 x 0.39 x 0.95	21.5 x 10.0 x 24.0	32100C
15	3.70	24	0.85 x 0.39 x 0.95	21.5 x 10.0 x 24.0	32150C
22	3.00	29	0.85 x 0.39 x 0.95	21.5 x 10.0 x 24.0	32220C
33	2.50	36	0.85 x 0.39 x 0.95	21.5 x 10.0 x 24.0	32330C
47	2.10	42	0.85 x 0.39 x 0.95	21.5 x 10.0 x 24.0	32470C
68	1.70	62	0.85 x 0.39 x 0.95	21.5 x 10.0 x 24.0	32680C
100	1.40	77	0.85 x 0.39 x 0.95	21.5 x 10.0 x 24.0	32101C
150	1.20	117	0.85 x 0.39 x 0.95	21.5 x 10.0 x 24.0	32151C
220	0.96	141	0.85 x 0.39 x 0.95	21.5 x 10.0 x 24.0	32221C
330	0.78	215	0.85 x 0.39 x 0.95	21.5 x 10.0 x 24.0	32331C
470	0.66	312	0.85 x 0.39 x 0.95	21.5 x 10.0 x 24.0	32471C
680	0.55	377	0.85 x 0.39 x 0.95	21.5 x 10.0 x 24.0	32681C
1000	0.45	568	0.85 x 0.39 x 0.95	21.5 x 10.0 x 24.0	32102C

Inductors

3300 Series

Vertical Mount Toroidal Inductors

Inductance: 10µH to 1.0mH

Current: Up to 7.6A I_{DC}

Operating temperature: -40 to 125°C

Height: 31.0mm (1.22")

Feature: Toroidal construction reduces EMI



Inductance	Current	DC Resistance	Dimensions		Model Number
			Inches	mm	
10	7.60	27	1.14 x 0.64 x 1.22	29.0 x 16.3 x 31.0	33100C
15	6.20	20	1.14 x 0.64 x 1.22	29.0 x 16.3 x 31.0	33150C
22	5.10	33	1.14 x 0.64 x 1.22	29.0 x 16.3 x 31.0	33220C
33	4.20	40	1.14 x 0.64 x 1.22	29.0 x 16.3 x 31.0	33330C
47	3.50	48	1.14 x 0.64 x 1.22	29.0 x 16.3 x 31.0	33470C
68	2.90	57	1.14 x 0.64 x 1.22	29.0 x 16.3 x 31.0	33680C
100	2.40	70	1.14 x 0.64 x 1.22	29.0 x 16.3 x 31.0	33101C
150	2.00	84	1.14 x 0.64 x 1.22	29.0 x 16.3 x 31.0	33151C
220	1.60	102	1.14 x 0.64 x 1.22	29.0 x 16.3 x 31.0	33221C
330	1.30	126	1.14 x 0.64 x 1.22	29.0 x 16.3 x 31.0	33331C
470	1.10	152	1.14 x 0.64 x 1.22	29.0 x 16.3 x 31.0	33471C
680	0.92	183	1.14 x 0.64 x 1.22	29.0 x 16.3 x 31.0	33681C
1000	0.76	221	1.14 x 0.64 x 1.22	29.0 x 16.3 x 31.0	33102C

803 Series

Horizontal Mount Toroidal Inductors

Inductance: 75µH to 220µH

Current: Up to 3.5A I_{DC}

Operating temperature: 0 to 70°C

Height: 11 or 14.8mm (0.43 or 0.58")



Inductance	Current	DC Resistance	Dimensions		Model Number
			Inches	mm	
75	1.0	0.10	0.87 x 0.87 x 0.43	22 x 22 x 11	80301C
150	1.0	0.14	0.87 x 0.87 x 0.43	22 x 22 x 11	80302C
75	1.0	0.064	1.11 x 1.11 x 0.58	28.3 x 28.3 x 14.8	80303C
150	3.5	0.09	1.11 x 1.11 x 0.58	28.3 x 28.3 x 14.8	80304C
30	2.0	0.60	0.87 x 0.87 x 0.43	22 x 22 x 11	80305C
220	3.0	0.10	1.11 x 1.11 x 0.58	28.3 x 28.3 x 14.8	80306C

2300 Series

Surface-Mount Drum Core Inductors

Inductance: 2.2 to 220µH

Current: Up to 2.1A I_{DC}

Operating temperature: -40 to 85°C

Height: 3.2mm (0.13")

Features: Shielded or unshielded, tape & reel packaging



Inductance	Current	DC Resistance	Dimensions		Model Number
			Inches	mm	
2.2	2.10	0.040	00.18 x 0.13	04.5 x 3.2	232R2C
3.3	1.80	0.058	00.18 x 0.13	04.5 x 3.2	233R3C
4.7	1.48	0.068	00.18 x 0.13	04.5 x 3.2	234R7C
6.8	1.22	0.102	00.18 x 0.13	04.5 x 3.2	236R8C
10	1.02	0.138	00.18 x 0.13	04.5 x 3.2	23100C
15	0.86	0.210	00.18 x 0.13	04.5 x 3.2	23150C
22	0.74	0.361	00.18 x 0.13	04.5 x 3.2	23220C
33	0.64	0.497	00.18 x 0.13	04.5 x 3.2	23330C
47	0.55	0.683	00.18 x 0.13	04.5 x 3.2	23470C
68	0.49	1.051	00.18 x 0.13	04.5 x 3.2	23680C
100	0.43	1.281	00.18 x 0.13	04.5 x 3.2	23101C
2.2	2.10	0.025	00.24 x 0.13	06.2 x 3.2	2352R2C
3.3	1.80	0.031	00.24 x 0.13	06.2 x 3.2	2353R3C
4.7	1.60	0.044	00.24 x 0.13	06.2 x 3.2	2354R7C
6.8	1.40	0.064	00.24 x 0.13	06.2 x 3.2	2356R8C
10	1.18	0.087	00.24 x 0.13	06.2 x 3.2	235100C
12	1.08	0.107	00.24 x 0.13	06.2 x 3.2	235120C
15	0.96	0.131	00.24 x 0.13	06.2 x 3.2	235150C
18	0.88	0.143	00.24 x 0.13	06.2 x 3.2	235180C
22	0.80	0.175	00.24 x 0.13	06.2 x 3.2	235220C
27	0.72	0.218	00.24 x 0.13	06.2 x 3.2	235270C
33	0.65	0.241	00.24 x 0.13	06.2 x 3.2	235330C
39	0.60	0.370	00.24 x 0.13	06.2 x 3.2	235390C
47	0.54	0.460	00.24 x 0.13	06.2 x 3.2	235470C
56	0.50	0.509	00.24 x 0.13	06.2 x 3.2	235560C
68	0.45	0.641	00.24 x 0.13	06.2 x 3.2	235680C
100	0.37	0.782	00.24 x 0.13	06.2 x 3.2	235101C
150	0.30	1.190	00.24 x 0.13	06.2 x 3.2	235151C
220	0.25	2.280	00.24 x 0.13	06.2 x 3.2	235221C

Unshielded

Shielded

2400 Series

Surface-Mount Drum Core Inductors

Inductance: 2.7 to 220µH

Current: Up to 3.1A I_{DC}

Operating temperature: -40 to 85°C

Height: 4.5mm (0.18")

Features: Shielded or unshielded, tape & reel packaging



Inductance	Current	DC Resistance	Dimensions		Model Number
			Inches	mm	
2.7	2.60	39	00.23 x 0.18	05.8 x 4.5	242R7C
3.3	2.40	42	00.23 x 0.18	05.8 x 4.5	243R3C
4.7	2.10	50	00.23 x 0.18	05.8 x 4.5	244R7C
6.8	1.75	61	00.23 x 0.18	05.8 x 4.5	246R8C
10	1.44	100	00.23 x 0.18	05.8 x 4.5	24100C
12	1.36	100	00.23 x 0.18	05.8 x 4.5	24120C
15	1.30	120	00.23 x 0.18	05.8 x 4.5	24150C
18	1.26	150	00.23 x 0.18	05.8 x 4.5	24180C
22	1.11	180	00.23 x 0.18	05.8 x 4.5	24220C
33	0.88	230	00.23 x 0.18	05.8 x 4.5	24330C
47	0.72	370	00.23 x 0.18	05.8 x 4.5	24470C
68	0.61	460	00.23 x 0.18	05.8 x 4.5	24680C
100	0.52	700	00.23 x 0.18	05.8 x 4.5	24101C
150	0.40	1100	00.23 x 0.18	05.8 x 4.5	24151C
220	0.35	1570	00.23 x 0.18	05.8 x 4.5	24221C
2.7	3.10	28	00.30 x 0.18	07.7 x 4.5	2452R7C
3.3	2.80	32	00.30 x 0.18	07.7 x 4.5	2453R3C
4.7	2.39	37	00.30 x 0.18	07.7 x 4.5	2454R7C
6.8	2.00	45	00.30 x 0.18	07.7 x 4.5	2456R8C
10	1.64	70	00.30 x 0.18	07.7 x 4.5	245100C
12	1.50	74	00.30 x 0.18	07.7 x 4.5	245120C
15	1.34	90	00.30 x 0.18	07.7 x 4.5	245150C
18	1.22	91	00.30 x 0.18	07.7 x 4.5	245180C
22	1.10	120	00.30 x 0.18	07.7 x 4.5	245220C
33	0.90	190	00.30 x 0.18	07.7 x 4.5	245330C
47	0.75	240	00.30 x 0.18	07.7 x 4.5	245470C
68	0.63	370	00.30 x 0.18	07.7 x 4.5	245680C
100	0.52	540	00.30 x 0.18	07.7 x 4.5	245101C
150	0.42	860	00.30 x 0.18	07.7 x 4.5	245151C
220	0.35	1310	00.30 x 0.18	07.7 x 4.5	245221C

Unshielded

Shielded

Inductors

2600 Series

Surface-Mount Drum Core Inductors

Inductance: 3.3 to 680µH

Current: Up to 4.6A I_{DC}

Operating temperature: -40 to 85°C

Height: 5.4mm (0.21")

Features: Shielded or unshielded, tape & reel packaging



Inductance	Current	DC Resistance	Dimensions		Model Number
			Inches	mm	
3.3	4.40	35	Ø0.39 x 0.21	Ø10.0 x 5.4	263R3C
4.7	3.60	45	Ø0.39 x 0.21	Ø10.0 x 5.4	264R7C
6.8	3.10	54	Ø0.39 x 0.21	Ø10.0 x 5.4	266R8C
10	2.60	60	Ø0.39 x 0.21	Ø10.0 x 5.4	26100C
12	2.42	68	Ø0.39 x 0.21	Ø10.0 x 5.4	26120C
15	2.27	90	Ø0.39 x 0.21	Ø10.0 x 5.4	26150C
18	2.10	87	Ø0.39 x 0.21	Ø10.0 x 5.4	26180C
22	1.95	100	Ø0.39 x 0.21	Ø10.0 x 5.4	26220C
33	1.50	120	Ø0.39 x 0.21	Ø10.0 x 5.4	26330C
47	1.28	170	Ø0.39 x 0.21	Ø10.0 x 5.4	26470C
68	1.11	220	Ø0.39 x 0.21	Ø10.0 x 5.4	26680C
100	0.97	350	Ø0.39 x 0.21	Ø10.0 x 5.4	26101C
150	0.78	470	Ø0.39 x 0.21	Ø10.0 x 5.4	26151C
220	0.66	730	Ø0.39 x 0.21	Ø10.0 x 5.4	26221C
330	0.52	1150	Ø0.39 x 0.21	Ø10.0 x 5.4	26331C
470	0.42	1480	Ø0.39 x 0.21	Ø10.0 x 5.4	26471C
680	0.28	2250	Ø0.39 x 0.21	Ø10.0 x 5.4	26681C
3.3	4.60	33	Ø0.50 x 0.21	Ø12.6 x 5.4	2653R3C
4.7	3.80	38	Ø0.50 x 0.21	Ø12.6 x 5.4	2654R7C
6.8	3.21	43	Ø0.50 x 0.21	Ø12.6 x 5.4	2656R8C
10	2.65	50	Ø0.50 x 0.21	Ø12.6 x 5.4	265100C
12	2.55	58	Ø0.50 x 0.21	Ø12.6 x 5.4	265120C
15	2.45	60	Ø0.50 x 0.21	Ø12.6 x 5.4	265190C
18	2.32	74	Ø0.50 x 0.21	Ø12.6 x 5.4	265180C
22	2.20	70	Ø0.50 x 0.21	Ø12.6 x 5.4	265220C
33	1.80	100	Ø0.50 x 0.21	Ø12.6 x 5.4	265330C
47	1.50	120	Ø0.50 x 0.21	Ø12.6 x 5.4	265470C
68	1.26	170	Ø0.50 x 0.21	Ø12.6 x 5.4	265680C
100	1.05	250	Ø0.50 x 0.21	Ø12.6 x 5.4	265101C
150	0.85	400	Ø0.50 x 0.21	Ø12.6 x 5.4	265151C
220	0.70	520	Ø0.50 x 0.21	Ø12.6 x 5.4	265221C
330	0.57	800	Ø0.50 x 0.21	Ø12.6 x 5.4	265331C
470	0.48	1200	Ø0.50 x 0.21	Ø12.6 x 5.4	265471C
680	0.40	1780	Ø0.50 x 0.21	Ø12.6 x 5.4	265681C

Unshielded

Shielded

2800 Series Continued

33	3.22	63	0.73 x .060 x 0.30	18.5 x 15.2 x 7.6	28333C
47	2.66	86	0.73 x .060 x 0.30	18.5 x 15.2 x 7.6	28473C
68	2.16	122	0.73 x .060 x 0.30	18.5 x 15.2 x 7.6	28683C
100	1.80	174	0.73 x .060 x 0.30	18.5 x 15.2 x 7.6	28104C
150	1.40	276	0.73 x .060 x 0.30	18.5 x 15.2 x 7.6	28154C
220	1.20	381	0.73 x .060 x 0.30	18.5 x 15.2 x 7.6	28224C
330	0.95	575	0.73 x .060 x 0.30	18.5 x 15.2 x 7.6	28334C
470	0.78	816	0.73 x .060 x 0.30	18.5 x 15.2 x 7.6	28474C
680	0.64	1170	0.73 x .060 x 0.30	18.5 x 15.2 x 7.6	28684C
1000	0.51	1820	0.73 x .060 x 0.30	18.5 x 15.2 x 7.6	28105C
1500	0.41	2620	0.73 x .060 x 0.30	18.5 x 15.2 x 7.6	28155C
2200	0.35	3720	0.73 x .060 x 0.30	18.5 x 15.2 x 7.6	28225C
3300	0.29	5760	0.73 x .060 x 0.30	18.5 x 15.2 x 7.6	28335C

8200 Series

Miniature Surface-Mount Inductors

Inductance: 1.0µH to 470µH

Current: Up to 2.0A I_{DC}

Operating temperature: -40 to 85°C

Height: 2.0mm (0.08")

Feature: Ultra-low profile



Inductance	Current	DC Resistance	Dimensions		Model Number
			Inches	mm	
1.0	2.0	0.058	0.13 x 0.10 x 0.08	3.2 x 2.5 x 2.0	82102C
1.5	1.4	0.068	0.13 x 0.10 x 0.08	3.2 x 2.5 x 2.0	82152C
2.2	1.1	0.104	0.13 x 0.10 x 0.08	3.2 x 2.5 x 2.0	82222C
3.3	0.95	0.138	0.13 x 0.10 x 0.08	3.2 x 2.5 x 2.0	82332C
4.7	0.80	0.190	0.13 x 0.10 x 0.08	3.2 x 2.5 x 2.0	82472C
6.8	0.64	0.270	0.13 x 0.10 x 0.08	3.2 x 2.5 x 2.0	82682C
10	0.50	0.400	0.13 x 0.10 x 0.08	3.2 x 2.5 x 2.0	82103C
15	0.40	0.560	0.13 x 0.10 x 0.08	3.2 x 2.5 x 2.0	82153C
22	0.32	0.920	0.13 x 0.10 x 0.08	3.2 x 2.5 x 2.0	82223C
33	0.27	1.30	0.13 x 0.10 x 0.08	3.2 x 2.5 x 2.0	82333C
47	0.25	1.69	0.13 x 0.10 x 0.08	3.2 x 2.5 x 2.0	82473C
68	0.20	2.55	0.13 x 0.10 x 0.08	3.2 x 2.5 x 2.0	82683C
100	0.16	3.5	0.13 x 0.10 x 0.08	3.2 x 2.5 x 2.0	82104C
150	0.13	5.0	0.13 x 0.10 x 0.08	3.2 x 2.5 x 2.0	82154C
220	0.10	8.0	0.13 x 0.10 x 0.08	3.2 x 2.5 x 2.0	82224C
330	0.08	13.5	0.13 x 0.10 x 0.08	3.2 x 2.5 x 2.0	82334C
470	0.07	16.8	0.13 x 0.10 x 0.08	3.2 x 2.5 x 2.0	82474C

2800 Series

Bobbin Wound Surface-Mount Inductors

Inductance: 1.0µH to 3.3mH

Current: Up to 15.5A I_{DC}

Operating temperature: -40 to 125°C

Height: 7.6mm (0.30")



Inductance	Current	DC Resistance	Dimensions		Model Number
			Inches	mm	
1.0	15.5	2.6	0.73 x .060 x 0.30	18.5 x 15.2 x 7.6	28102C
1.5	12.5	3.6	0.73 x .060 x 0.30	18.5 x 15.2 x 7.6	28152C
2.2	11.2	4.4	0.73 x .060 x 0.30	18.5 x 15.2 x 7.6	28222C
3.3	9.3	7.5	0.73 x .060 x 0.30	18.5 x 15.2 x 7.6	28332C
4.7	8.3	10	0.73 x .060 x 0.30	18.5 x 15.2 x 7.6	28472C
6.8	6.8	14	0.73 x .060 x 0.30	18.5 x 15.2 x 7.6	28682C
10	5.9	18	0.73 x .060 x 0.30	18.5 x 15.2 x 7.6	28103C
15	4.77	28	0.73 x .060 x 0.30	18.5 x 15.2 x 7.6	28153C
22	3.85	42	0.73 x .060 x 0.30	18.5 x 15.2 x 7.6	28223C

8400 Series

Miniature Surface-Mount Inductors

Inductance: 1.0µH to 2.2mH

Current: Up to 2.8A I_{DC}

Operating temperature: -40 to 125°C

Height: 2.6mm (0.3")

Feature: Ultra-low profile



Inductance	Current	DC Resistance	Dimensions		Model Number
			Inches	mm	
1.0	2.80	0.08	0.18 x 0.13 x 0.3	4.5 x 3.3 x 2.6	84102C
1.3	2.50	0.08	0.18 x 0.13 x 0.3	4.5 x 3.3 x 2.6	84132C
2.2	2.00	0.09	0.18 x 0.13 x 0.3	4.5 x 3.3 x 2.6	84222C
3.3	1.50	0.12	0.18 x 0.13 x 0.3	4.5 x 3.3 x 2.6	84332C
4.7	1.30	0.15	0.18 x 0.13 x 0.3	4.5 x 3.3 x 2.6	84472C
6.8	1.05	0.20	0.18 x 0.13 x 0.3	4.5 x 3.3 x 2.6	84682C
10	0.95	0.24	0.18 x 0.13 x 0.3	4.5 x 3.3 x 2.6	84103C
15	0.75	0.45	0.18 x 0.13 x 0.3	4.5 x 3.3 x 2.6	84153C

Inductors

8400 Series Continued

22	0.60	0.60	0.18 x 0.13 x 0.3	4.5 x 3.3 x 2.6	84223C
33	0.55	0.86	0.18 x 0.13 x 0.3	4.5 x 3.3 x 2.6	84333C
47	0.42	1.1	0.18 x 0.13 x 0.3	4.5 x 3.3 x 2.6	84473C
68	0.38	1.6	0.18 x 0.13 x 0.3	4.5 x 3.3 x 2.6	84683C
100	0.30	2.0	0.18 x 0.13 x 0.3	4.5 x 3.3 x 2.6	84104C
150	0.25	3.2	0.18 x 0.13 x 0.3	4.5 x 3.3 x 2.6	84154C
220	0.20	4.6	0.18 x 0.13 x 0.3	4.5 x 3.3 x 2.6	84224C
330	0.17	6.5	0.18 x 0.13 x 0.3	4.5 x 3.3 x 2.6	84334C
470	0.14	8.5	0.18 x 0.13 x 0.3	4.5 x 3.3 x 2.6	84474C
680	0.12	11.5	0.18 x 0.13 x 0.3	4.5 x 3.3 x 2.6	84684C
1000	0.09	18.0	0.18 x 0.13 x 0.3	4.5 x 3.3 x 2.6	84105C
1500	0.08	27.0	0.18 x 0.13 x 0.3	4.5 x 3.3 x 2.6	84155C
2200	0.05	45	0.18 x 0.13 x 0.3	4.5 x 3.3 x 2.6	84225C

3400 Series Continued

22	0.53	0.360	0.2 x 0.2 x 0.08	5.2 x 5.2 x 2.0	34223C
33	0.48	0.560	0.2 x 0.2 x 0.08	5.2 x 5.2 x 2.0	34333C
47	0.41	0.850	0.2 x 0.2 x 0.08	5.2 x 5.2 x 2.0	34473C
68	0.35	1.050	0.2 x 0.2 x 0.08	5.2 x 5.2 x 2.0	34683C
100	0.28	1.700	0.2 x 0.2 x 0.08	5.2 x 5.2 x 2.0	34104C
150	0.23	2.400	0.2 x 0.2 x 0.08	5.2 x 5.2 x 2.0	34154C
220	0.18	3.050	0.2 x 0.2 x 0.08	5.2 x 5.2 x 2.0	34224C
330	0.15	4.550	0.2 x 0.2 x 0.08	5.2 x 5.2 x 2.0	34334C
470	0.13	7.650	0.2 x 0.2 x 0.08	5.2 x 5.2 x 2.0	34474C
680	0.11	11.150	0.2 x 0.2 x 0.08	5.2 x 5.2 x 2.0	34684C
1000	0.09	15.000	0.2 x 0.2 x 0.08	5.2 x 5.2 x 2.0	34105C

3400L Series

Shielded Surface-Mount Inductors

Inductance: 1.2µH to 220µH

Current: Up to 1.7A I_{DC}

Operating temperature: -40 to 125°C

Height: 1.2mm (0.05")

Feature: Ultra-low profile



Inductance	Current	DC Resistance	Dimensions		Model Number
			Inches	mm	
1.2	1.70	0.075	0.2 x 0.2 x 0.05	5.2 x 5.2 x 1.2	34L122C
1.5	1.65	0.085	0.2 x 0.2 x 0.05	5.2 x 5.2 x 1.2	34L152C
2.2	1.35	0.100	0.2 x 0.2 x 0.05	5.2 x 5.2 x 1.2	34L222C
3.3	1.00	0.150	0.2 x 0.2 x 0.05	5.2 x 5.2 x 1.2	34L332C
4.7	0.70	0.180	0.2 x 0.2 x 0.05	5.2 x 5.2 x 1.2	34L472C
6.8	0.68	0.265	0.2 x 0.2 x 0.05	5.2 x 5.2 x 1.2	34L682C
10	0.66	0.325	0.2 x 0.2 x 0.05	5.2 x 5.2 x 1.2	34L103C
15	0.65	0.520	0.2 x 0.2 x 0.05	5.2 x 5.2 x 1.2	34L153C
22	0.48	0.780	0.2 x 0.2 x 0.05	5.2 x 5.2 x 1.2	34L223C
33	0.36	1.180	0.2 x 0.2 x 0.05	5.2 x 5.2 x 1.2	34L333C
47	0.31	1.820	0.2 x 0.2 x 0.05	5.2 x 5.2 x 1.2	34L473C
68	0.28	2.130	0.2 x 0.2 x 0.05	5.2 x 5.2 x 1.2	34L683C
100	0.24	3.330	0.2 x 0.2 x 0.05	5.2 x 5.2 x 1.2	34L104C
150	0.18	6.100	0.2 x 0.2 x 0.05	5.2 x 5.2 x 1.2	34L154C
220	0.16	8.000	0.2 x 0.2 x 0.05	5.2 x 5.2 x 1.2	34L224C

2900L Series

Shielded Surface-Mount Inductors

Inductance: 1.0µH to 1.0mH

Current: Up to 4.6A I_{DC}

Operating temperature: -40 to 85°C

Height: 3.15mm (0.12")



Inductance	Current	DC Resistance	Dimensions		Model Number
			Inches	mm	
1.0	4.6	13	0.28 x 0.28 x 0.12	7.2 x 7.2 x 3.2	29L102C
1.5	4.2	15	0.28 x 0.28 x 0.12	7.2 x 7.2 x 3.2	29L152C
2.2	3.0	20	0.28 x 0.28 x 0.12	7.2 x 7.2 x 3.2	29L222C
3.3	2.6	25	0.28 x 0.28 x 0.12	7.2 x 7.2 x 3.2	29L332C
4.7	2.2	31	0.28 x 0.28 x 0.12	7.2 x 7.2 x 3.2	29L472C
6.8	1.8	48	0.28 x 0.28 x 0.12	7.2 x 7.2 x 3.2	29L682C
10	1.55	64	0.28 x 0.28 x 0.12	7.2 x 7.2 x 3.2	29L103C
15	1.23	84	0.28 x 0.28 x 0.12	7.2 x 7.2 x 3.2	29L153C
22	1.05	114	0.28 x 0.28 x 0.12	7.2 x 7.2 x 3.2	29L223C
33	820mA	174	0.28 x 0.28 x 0.12	7.2 x 7.2 x 3.2	29L333C
47	800mA	223	0.28 x 0.28 x 0.12	7.2 x 7.2 x 3.2	29L473C
68	530mA	307	0.28 x 0.28 x 0.12	7.2 x 7.2 x 3.2	29L683C
100	480mA	456	0.28 x 0.28 x 0.12	7.2 x 7.2 x 3.2	29L104C
150	430mA	738	0.28 x 0.28 x 0.12	7.2 x 7.2 x 3.2	29L154C
220	360mA	1060	0.28 x 0.28 x 0.12	7.2 x 7.2 x 3.2	29L224C
330	300mA	1670	0.28 x 0.28 x 0.12	7.2 x 7.2 x 3.2	29L334C
470	220mA	2410	0.28 x 0.28 x 0.12	7.2 x 7.2 x 3.2	29L474C
680	200mA	3610	0.28 x 0.28 x 0.12	7.2 x 7.2 x 3.2	29L684C
1000	140mA	6480	0.28 x 0.28 x 0.12	7.2 x 7.2 x 3.2	29L105C

3400 Series

Shielded Surface-Mount Inductors

Inductance: 1.2µH to 1mH

Current: Up to 2.5A I_{DC}

Operating temperature: -40 to 125°C

Height: 2.0mm (0.08")

Feature: Ultra-low profile



Inductance	Current	DC Resistance	Dimensions		Model Number
			Inches	mm	
1.2	2.50	0.030	0.2 x 0.2 x 0.08	5.2 x 5.2 x 2.0	34122C
1.5	2.10	0.040	0.2 x 0.2 x 0.08	5.2 x 5.2 x 2.0	34152C
2.2	1.70	0.050	0.2 x 0.2 x 0.08	5.2 x 5.2 x 2.0	34222C
3.3	1.50	0.080	0.2 x 0.2 x 0.08	5.2 x 5.2 x 2.0	34332C
4.7	1.30	0.100	0.2 x 0.2 x 0.08	5.2 x 5.2 x 2.0	34472C
6.8	1.00	0.150	0.2 x 0.2 x 0.08	5.2 x 5.2 x 2.0	34682C
10	0.80	0.200	0.2 x 0.2 x 0.08	5.2 x 5.2 x 2.0	34103C
15	0.68	0.280	0.2 x 0.2 x 0.08	5.2 x 5.2 x 2.0	34153C

2900 Series

Shielded Surface-Mount Inductors

Inductance: 1.0µH to 1.0mH

Current: Up to 6.0A I_{DC}

Operating temperature: -40 to 85°C

Height: 4.0mm (0.16")



Inductance	Current	DC Resistance	Dimensions		Model Number
			Inches	mm	
1.0	6.0	16	0.28 x 0.28 x 0.16	7.2 x 7.2 x 4.0	29102C
1.5	5.5	18	0.28 x 0.28 x 0.16	7.2 x 7.2 x 4.0	29152C
2.2	5.0	20	0.28 x 0.28 x 0.16	7.2 x 7.2 x 4.0	29222C
3.3	4.0	28	0.28 x 0.28 x 0.16	7.2 x 7.2 x 4.0	29332C
4.7	2.3	30	0.28 x 0.28 x 0.16	7.2 x 7.2 x 4.0	29472C
6.8	2.1	40	0.28 x 0.28 x 0.16	7.2 x 7.2 x 4.0	29682C

Continued on page 12.

Inductors

2900 Series Continued

Inductance	Current	DC Resistance	Dimensions		Model Number
			Inches	mm	
10	1.8	45	0.28 x 0.28 x 0.16	7.2 x 7.2 x 4.0	29103C
15	1.5	65	0.28 x 0.28 x 0.16	7.2 x 7.2 x 4.0	29153C
22	1.2	85	0.28 x 0.28 x 0.16	7.2 x 7.2 x 4.0	29223C
33	1.0	120	0.28 x 0.28 x 0.16	7.2 x 7.2 x 4.0	29333C
47	850mA	170	0.28 x 0.28 x 0.16	7.2 x 7.2 x 4.0	29473C
68	650mA	250	0.28 x 0.28 x 0.16	7.2 x 7.2 x 4.0	29683C
100	530mA	360	0.28 x 0.28 x 0.16	7.2 x 7.2 x 4.0	29104C
150	470mA	500	0.28 x 0.28 x 0.16	7.2 x 7.2 x 4.0	29154C
220	380mA	760	0.28 x 0.28 x 0.16	7.2 x 7.2 x 4.0	29224C
330	320mA	1000	0.28 x 0.28 x 0.16	7.2 x 7.2 x 4.0	29334C
470	260mA	1600	0.28 x 0.28 x 0.16	7.2 x 7.2 x 4.0	29474C
680	210mA	2400	0.28 x 0.28 x 0.16	7.2 x 7.2 x 4.0	29684C
1000	180mA	4100	0.28 x 0.28 x 0.16	7.2 x 7.2 x 4.0	29105C

4500 Series

Shielded Surface-Mount Inductors
Inductance: 0.28 μ H to 1.0mH
Current: Up to 8.0A I_{DC}
Operating temperature: -40 to 125°C
Height: 3.55mm (0.14")



Inductance	Current	DC Resistance	Dimensions		Model Number
			Inches	mm	
0.28	8.0	9	0.29 x 0.29 x 0.14	7.3 x 7.3 x 3.6	45281C
0.54	7.0	11	0.29 x 0.29 x 0.14	7.3 x 7.3 x 3.6	45541C
1.0	6.0	14	0.29 x 0.29 x 0.14	7.3 x 7.3 x 3.6	45102C
1.5	5.5	17	0.29 x 0.29 x 0.14	7.3 x 7.3 x 3.6	45152C
2.2	4.5	26	0.29 x 0.29 x 0.14	7.3 x 7.3 x 3.6	45222C
3.3	3.7	34	0.29 x 0.29 x 0.14	7.3 x 7.3 x 3.6	45332C
4.7	3.2	47	0.29 x 0.29 x 0.14	7.3 x 7.3 x 3.6	45472C
6.8	2.6	66	0.29 x 0.29 x 0.14	7.3 x 7.3 x 3.6	45682C
10	2.2	82	0.29 x 0.29 x 0.14	7.3 x 7.3 x 3.6	45103C
15	1.8	120	0.29 x 0.29 x 0.14	7.3 x 7.3 x 3.6	45153C
22	1.35	180	0.29 x 0.29 x 0.14	7.3 x 7.3 x 3.6	45223C
33	1.25	250	0.29 x 0.29 x 0.14	7.3 x 7.3 x 3.6	45333C
47	1.05	360	0.29 x 0.29 x 0.14	7.3 x 7.3 x 3.6	45473C
68	0.82	510	0.29 x 0.29 x 0.14	7.3 x 7.3 x 3.6	45683C
100	0.70	710	0.29 x 0.29 x 0.14	7.3 x 7.3 x 3.6	45104C
150	0.58	1000	0.29 x 0.29 x 0.14	7.3 x 7.3 x 3.6	45154C
220	0.50	1550	0.29 x 0.29 x 0.14	7.3 x 7.3 x 3.6	45224C
330	0.35	2540	0.29 x 0.29 x 0.14	7.3 x 7.3 x 3.6	45334C
470	0.32	3250	0.29 x 0.29 x 0.14	7.3 x 7.3 x 3.6	45474C
680	0.26	5000	0.29 x 0.29 x 0.14	7.3 x 7.3 x 3.6	45684C
1000	0.23	6500	0.29 x 0.29 x 0.14	7.3 x 7.3 x 3.6	45105C

4600 Series

Shielded Surface-Mount Inductors
Inductance: 0.28 μ H to 1.0mH
Current: Up to 8.7A I_{DC}
Operating temperature: -40 to 125°C
Height: 4.55mm (0.18")



Inductance	Current	DC Resistance	Dimensions		Model Number
			Inches	mm	
0.28	8.7	8	0.29 x 0.29 x 0.18	7.3 x 7.3 x 4.6	46281C
0.54	7.7	10	0.29 x 0.29 x 0.18	7.3 x 7.3 x 4.6	46541C
1.0	6.8	13	0.29 x 0.29 x 0.18	7.3 x 7.3 x 4.6	46102C
1.5	6.3	15	0.29 x 0.29 x 0.18	7.3 x 7.3 x 4.6	46152C
2.2	5.0	21	0.29 x 0.29 x 0.18	7.3 x 7.3 x 4.6	46222C
3.3	4.3	29	0.29 x 0.29 x 0.18	7.3 x 7.3 x 4.6	46332C
4.7	3.7	37	0.29 x 0.29 x 0.18	7.3 x 7.3 x 4.6	46472C
6.8	3.1	52	0.29 x 0.29 x 0.18	7.3 x 7.3 x 4.6	46682C
10	2.4	66	0.29 x 0.29 x 0.18	7.3 x 7.3 x 4.6	46103C
15	2.2	94	0.29 x 0.29 x 0.18	7.3 x 7.3 x 4.6	46153C
22	1.8	120	0.29 x 0.29 x 0.18	7.3 x 7.3 x 4.6	46223C
33	1.45	190	0.29 x 0.29 x 0.18	7.3 x 7.3 x 4.6	46333C
47	1.25	260	0.29 x 0.29 x 0.18	7.3 x 7.3 x 4.6	46473C
68	1.05	360	0.29 x 0.29 x 0.18	7.3 x 7.3 x 4.6	46683C
100	0.86	500	0.29 x 0.29 x 0.18	7.3 x 7.3 x 4.6	46104C
150	0.72	720	0.29 x 0.29 x 0.18	7.3 x 7.3 x 4.6	46154C
220	0.57	1050	0.29 x 0.29 x 0.18	7.3 x 7.3 x 4.6	46224C
330	0.46	1850	0.29 x 0.29 x 0.18	7.3 x 7.3 x 4.6	46334C
470	0.39	2800	0.29 x 0.29 x 0.18	7.3 x 7.3 x 4.6	46474C
680	0.32	3900	0.29 x 0.29 x 0.18	7.3 x 7.3 x 4.6	46684C
1000	0.27	4900	0.29 x 0.29 x 0.18	7.3 x 7.3 x 4.6	46105C

4700S Series

Shielded Surface-Mount Inductors
Inductance: 1.0 μ H to 1.0mH
Current: Up to 10.0A I_{DC}
Operating temperature: -40 to 85°C
Height: 5.0mm (0.20")



Inductance	Current	DC Resistance	Dimensions		Model Number
			Inches	mm	
1.0	10.0	4.8	0.48 x 0.48 x 0.20	12.2 x 12.2 x 5.0	471005C
2.2	7.0	8.5	0.48 x 0.48 x 0.20	12.2 x 12.2 x 5.0	472R25C
3.3	6.4	11.1	0.48 x 0.48 x 0.20	12.2 x 12.2 x 5.0	473R35C
4.7	5.8	16.4	0.48 x 0.48 x 0.20	12.2 x 12.2 x 5.0	474R75C
6.8	4.6	26.9	0.48 x 0.48 x 0.20	12.2 x 12.2 x 5.0	476R85C
10	3.8	32.3	0.48 x 0.48 x 0.20	12.2 x 12.2 x 5.0	471005C
15	3.2	46.5	0.48 x 0.48 x 0.20	12.2 x 12.2 x 5.0	471505C
22	2.7	62.9	0.48 x 0.48 x 0.20	12.2 x 12.2 x 5.0	472205C
33	2.2	91.1	0.48 x 0.48 x 0.20	12.2 x 12.2 x 5.0	473305C
47	1.9	168	0.48 x 0.48 x 0.20	12.2 x 12.2 x 5.0	474705C
68	1.6	210	0.48 x 0.48 x 0.20	12.2 x 12.2 x 5.0	476805C
100	1.3	267	0.48 x 0.48 x 0.20	12.2 x 12.2 x 5.0	471015C
150	1.1	410	0.48 x 0.48 x 0.20	12.2 x 12.2 x 5.0	471515C
220	0.8	629	0.48 x 0.48 x 0.20	12.2 x 12.2 x 5.0	472215C
330	0.7	940	0.48 x 0.48 x 0.20	12.2 x 12.2 x 5.0	473315C
470	0.58	1330	0.48 x 0.48 x 0.20	12.2 x 12.2 x 5.0	474715C
680	0.48	1780	0.48 x 0.48 x 0.20	12.2 x 12.2 x 5.0	476815C
1000	0.40	2540	0.48 x 0.48 x 0.20	12.2 x 12.2 x 5.0	471025C

4700 Series

Shielded Dual Winding Surface-Mount Inductors

Inductance: 1.0µH to 400µH

Current: Up to 9.5A I_{DC}

Operating temperature: -40 to 85°C

Height: 5.0mm (0.20")

Feature: Can be used as an inductor, CMC or 1:1 transformer



Connected in Parallel		Connected in Series		DC Resistance (per winding)	Dimensions		Model Number
Inductance	Current	Inductance	Current		Inches	mm	
µH	A	µH	A				
1.0	9.50	4.0	4.75	8.9	0.48 x 0.48 x 0.20	12.2 x 12.2 x 5.0	471R0C
2.2	6.80	8.8	3.40	13.7	0.48 x 0.48 x 0.20	12.2 x 12.2 x 5.0	472R2C
3.3	5.50	13.2	2.75	23.3	0.48 x 0.48 x 0.20	12.2 x 12.2 x 5.0	473R3C
4.7	4.60	18.8	2.30	32.4	0.48 x 0.48 x 0.20	12.2 x 12.2 x 5.0	474R7C
6.8	3.90	27.2	1.95	44.8	0.48 x 0.48 x 0.20	12.2 x 12.2 x 5.0	476R8C
10	3.20	40	1.60	70.2	0.48 x 0.48 x 0.20	12.2 x 12.2 x 5.0	47100C
15	2.60	60	1.30	106	0.48 x 0.48 x 0.20	12.2 x 12.2 x 5.0	47150C
22	2.10	88	1.05	165	0.48 x 0.48 x 0.20	12.2 x 12.2 x 5.0	47220C
33	1.80	132	0.90	207	0.48 x 0.48 x 0.20	12.2 x 12.2 x 5.0	47330C
47	1.47	188	0.74	298	0.48 x 0.48 x 0.20	12.2 x 12.2 x 5.0	47470C
68	1.22	272	0.61	456	0.48 x 0.48 x 0.20	12.2 x 12.2 x 5.0	47680C
100	1.01	400	0.51	686	0.48 x 0.48 x 0.20	12.2 x 12.2 x 5.0	47101C

4800 Series

Shielded Dual Winding Surface-Mount Inductors

Inductance: 1.0 to 400µH

Current: Up to 12.3A I_{DC}

Operating temperature: -40 to 85°C

Height: 6.2mm (0.24")

Feature: Can be used as an inductor, CMC or 1:1 transformer



Connected in Parallel		Connected in Series		DC Resistance (per winding)	Dimensions		Model Number
Inductance	Current	Inductance	Current		Inches	mm	
µH	A	µH	A				
1.0	12.3	4.0	6.15	9.00	0.48 x 0.48 x 0.24	12.2 x 12.2 x 6.2	481R0C
2.2	8.30	8.8	4.15	13.5	0.48 x 0.48 x 0.24	12.2 x 12.2 x 6.2	482R2C
3.3	6.80	13.2	3.40	19.1	0.48 x 0.48 x 0.24	12.2 x 12.2 x 6.2	483R3C
4.7	5.70	18.8	2.85	29.4	0.48 x 0.48 x 0.24	12.2 x 12.2 x 6.2	484R7C
6.8	4.70	27.2	2.35	39.9	0.48 x 0.48 x 0.24	12.2 x 12.2 x 6.2	486R8C
10	3.90	40	1.95	61.4	0.48 x 0.48 x 0.24	12.2 x 12.2 x 6.2	48100C
15	3.20	60	1.60	77.4	0.48 x 0.48 x 0.24	12.2 x 12.2 x 6.2	48150C
22	2.60	88	1.30	119	0.48 x 0.48 x 0.24	12.2 x 12.2 x 6.2	48220C
33	2.10	132	1.05	184	0.48 x 0.48 x 0.24	12.2 x 12.2 x 6.2	48330C
47	1.80	188	0.90	274	0.48 x 0.48 x 0.24	12.2 x 12.2 x 6.2	48470C
68	1.50	272	0.75	409	0.48 x 0.48 x 0.24	12.2 x 12.2 x 6.2	48680C
100	1.23	400	0.62	503	0.48 x 0.48 x 0.24	12.2 x 12.2 x 6.2	48101C

4800S Series

Shielded Surface-Mount Inductors

Inductance: 1.0µH to 1.0mH

Current: Up to 10.0A I_{DC}

Operating temperature: -40 to 85°C

Height: 6.0mm (0.24")

Feature: J-STD-020C reflow



Inductance	Current	DC Resistance	Dimensions		Model Number
µH	A	mΩ	Inches	mm	
1.0	10.0	6	0.48 x 0.48 x 0.24	12.2 x 12.2 x 6.0	481R05C
2.2	8.2	10	0.48 x 0.48 x 0.24	12.2 x 12.2 x 6.0	482R25C
3.3	7.3	12	0.48 x 0.48 x 0.24	12.2 x 12.2 x 6.0	483R35C
4.7	6.3	16	0.48 x 0.48 x 0.24	12.2 x 12.2 x 6.0	484R75C
6.8	5.1	21	0.48 x 0.48 x 0.24	12.2 x 12.2 x 6.0	486R85C
10	4.5	28	0.48 x 0.48 x 0.24	12.2 x 12.2 x 6.0	481005C
15	3.7	40	0.48 x 0.48 x 0.24	12.2 x 12.2 x 6.0	481505C
22	3.1	53	0.48 x 0.48 x 0.24	12.2 x 12.2 x 6.0	482205C
33	2.8	73	0.48 x 0.48 x 0.24	12.2 x 12.2 x 6.0	483305C
47	2.4	100	0.48 x 0.48 x 0.24	12.2 x 12.2 x 6.0	484705C
68	1.8	145	0.48 x 0.48 x 0.24	12.2 x 12.2 x 6.0	486805C
100	1.6	200	0.48 x 0.48 x 0.24	12.2 x 12.2 x 6.0	481015C
150	1.35	280	0.48 x 0.48 x 0.24	12.2 x 12.2 x 6.0	481515C
220	1.00	430	0.48 x 0.48 x 0.24	12.2 x 12.2 x 6.0	482215C
330	0.85	630	0.48 x 0.48 x 0.24	12.2 x 12.2 x 6.0	483315C
470	0.76	900	0.48 x 0.48 x 0.24	12.2 x 12.2 x 6.0	484715C
680	0.66	1250	0.48 x 0.48 x 0.24	12.2 x 12.2 x 6.0	486815C
1000	0.52	1850	0.48 x 0.48 x 0.24	12.2 x 12.2 x 6.0	481025C

4900S Series

Shielded Surface-Mount Inductors

Inductance: 1.0µH to 1.0mH

Current: Up to 11.8A I_{DC}

Operating temperature: -40 to 85°C

Height: 8.0mm (0.32")

Feature: J-STD-020C reflow



Inductance	Current	DC Resistance	Dimensions		Model Number
µH	A	mΩ	Inches	mm	
1.0	11.8	5	0.48 x 0.48 x 0.32	12.2 x 12.2 x 8.0	491R05C
2.2	9.8	8	0.48 x 0.48 x 0.32	12.2 x 12.2 x 8.0	492R25C
3.3	8.4	10	0.48 x 0.48 x 0.32	12.2 x 12.2 x 8.0	493R35C
4.7	7.7	12	0.48 x 0.48 x 0.32	12.2 x 12.2 x 8.0	494R75C
6.8	6.2	16	0.48 x 0.48 x 0.32	12.2 x 12.2 x 8.0	496R85C
10	5.1	21	0.48 x 0.48 x 0.32	12.2 x 12.2 x 8.0	491005C
15	4.4	27	0.48 x 0.48 x 0.32	12.2 x 12.2 x 8.0	491505C
22	3.1	42	0.48 x 0.48 x 0.32	12.2 x 12.2 x 8.0	492205C
33	2.9	60	0.48 x 0.48 x 0.32	12.2 x 12.2 x 8.0	493305C
47	2.3	100	0.48 x 0.48 x 0.32	12.2 x 12.2 x 8.0	494705C
68	2.0	143	0.48 x 0.48 x 0.32	12.2 x 12.2 x 8.0	496805C
100	1.6	165	0.48 x 0.48 x 0.32	12.2 x 12.2 x 8.0	491015C
150	1.3	250	0.48 x 0.48 x 0.32	12.2 x 12.2 x 8.0	491515C
220	1.1	380	0.48 x 0.48 x 0.32	12.2 x 12.2 x 8.0	492215C
330	0.90	550	0.48 x 0.48 x 0.32	12.2 x 12.2 x 8.0	493315C
470	0.75	810	0.48 x 0.48 x 0.32	12.2 x 12.2 x 8.0	494715C
680	0.62	1200	0.48 x 0.48 x 0.32	12.2 x 12.2 x 8.0	496815C
1000	0.50	1500	0.48 x 0.48 x 0.32	12.2 x 12.2 x 8.0	491025C

Inductors

4900 Series

Shielded Dual Winding Surface-Mount Inductors

Inductance: 2.2 to 880µH
Current: Up to 9.5A I_{DC}
Operating temperature: -40 to 85°C
Height: 8.0mm (0.31")
Features: Can be used as an inductor, CMC or 1:1 transformer



Connected in Parallel		Connected in Series		DC Resistance (per winding)	Dimensions		Model Number
Inductance	Current	Inductance	Current		Inches	mm	
µH	A	µH	A				
2.2	9.50	8.8	4.75	12.6	0.47x0.47x0.31	12.0x12.0x8.0	492R2C
3.3	7.80	13.2	3.90	14.9	0.47x0.47x0.31	12.0x12.0x8.0	493R3C
4.7	6.50	18.8	3.25	17.1	0.47x0.47x0.31	12.0x12.0x8.0	494R7C
6.8	5.40	27.2	2.70	27.0	0.47x0.47x0.31	12.0x12.0x8.0	496R8C
10	4.50	40	2.25	41.0	0.47x0.47x0.31	12.0x12.0x8.0	49100C
15	3.70	60	1.85	53.0	0.47x0.47x0.31	12.0x12.0x8.0	49150C
22	3.00	88	1.50	81.0	0.47x0.47x0.31	12.0x12.0x8.0	49220C
33	2.50	132	1.25	128	0.47x0.47x0.31	12.0x12.0x8.0	49330C
47	2.10	188	1.05	191	0.47x0.47x0.31	12.0x12.0x8.0	49470C
68	1.71	272	0.86	233	0.47x0.47x0.31	12.0x12.0x8.0	49680C
100	1.41	400	0.71	343	0.47x0.47x0.31	12.0x12.0x8.0	49101C
150	1.15	600	0.58	529	0.47x0.47x0.31	12.0x12.0x8.0	49151C
220	0.95	880	0.48	805	0.47x0.47x0.31	12.0x12.0x8.0	49221C

4000 Series

Surface-Mount Toroidal Inductors

Inductance: 3.3 to 330µH
Current: Up to 5.2A I_{DC}
Operating temperature: -40 to 85°C
Height: 8.8mm (0.35")
Feature: Toroidal construction reduces EMI



Inductance	Current	DC Resistance	Dimensions		Model Number
			Inches	mm	
3.3	5.20	17	0.56x0.56x0.35	14.1x14.2x8.8	403R3C
4.7	4.40	19	0.56x0.56x0.35	14.1x14.2x8.8	404R7C
6.8	3.60	20	0.56x0.56x0.35	14.1x14.2x8.8	406R8C
10	3.00	23	0.56x0.56x0.35	14.1x14.2x8.8	40100C
15	2.40	30	0.56x0.56x0.35	14.1x14.2x8.8	40150C
22	2.10	35	0.56x0.56x0.35	14.1x14.2x8.8	40220C
33	1.66	54	0.56x0.56x0.35	14.1x14.2x8.8	40330C
47	1.42	79	0.56x0.56x0.35	14.1x14.2x8.8	40470C
68	1.20	148	0.56x0.56x0.35	14.1x14.2x8.8	40680C
100	0.94	177	0.56x0.56x0.35	14.1x14.2x8.8	40101C
150	0.76	273	0.56x0.56x0.35	14.1x14.2x8.8	40151C
220	0.67	405	0.56x0.56x0.35	14.1x14.2x8.8	40221C
330	0.54	610	0.56x0.56x0.35	14.1x14.2x8.8	40331C

3500 Series

LATEST RELEASE

Flat Coil Surface-Mount Inductors

Inductance: 0.25µH to 1.5µH
Current: Up to 15.5A I_{DC}
Operating temperature: -40 to 125°C
Height: 3.2mm (0.13")
Feature: J-STD-020C reflow



Inductance	Current	DC Resistance	Dimensions		Model Number
			Inches	mm	
0.25	15.5	4.5	0.27 x 0.27 x 0.13	6.8 x 6.8 x 3.2	35251C
0.50	11.5	7.0	0.27 x 0.27 x 0.13	6.8 x 6.8 x 3.2	35501C
0.80	9.5	10	0.27 x 0.27 x 0.13	6.8 x 6.8 x 3.2	35801C
1.10	8.0	15	0.27 x 0.27 x 0.13	6.8 x 6.8 x 3.2	35112C
1.50	6.5	19	0.27 x 0.27 x 0.13	6.8 x 6.8 x 3.2	35152C

4100 Series

Surface-Mount Toroidal Inductors

Inductance: 2.7 to 330µH
Current: Up to 8.1A I_{DC}
Operating temperature: -40 to 85°C
Height: 9.9mm (0.39")
Feature: Toroidal construction reduces EMI



Inductance	Current	DC Resistance	Dimensions		Model Number
			Inches	mm	
2.7	8.1	14	0.66x0.69x0.39	16.8x17.5x9.9	412R7C
4.7	6.7	18	0.66x0.69x0.39	16.8x17.5x9.9	414R7C
6.8	5.7	20	0.66x0.69x0.39	16.8x17.5x9.9	416R8C
10	4.7	24	0.66x0.69x0.39	16.8x17.5x9.9	41100C
15	4.0	28	0.66x0.69x0.39	16.8x17.5x9.9	41150C
22	3.3	33	0.66x0.69x0.39	16.8x17.5x9.9	41220C
33	2.7	38	0.66x0.69x0.39	16.8x17.5x9.9	41330C
47	2.2	62	0.66x0.69x0.39	16.8x17.5x9.9	41470C
68	1.75	110	0.66x0.69x0.39	16.8x17.5x9.9	41680C
100	1.47	158	0.66x0.69x0.39	16.8x17.5x9.9	41101C
150	1.16	247	0.66x0.69x0.39	16.8x17.5x9.9	41151C
220	1.03	377	0.66x0.69x0.39	16.8x17.5x9.9	41221C
330	0.83	462	0.66x0.69x0.39	16.8x17.5x9.9	41331C

3600 Series

LATEST RELEASE

Flat Coil Surface-Mount Inductors

Inductance: 0.4µH to 4.7µH
Current: Up to 14.5A I_{DC}
Operating temperature: -40 to 125°C
Height: 4.2mm (0.17")
Feature: J-STD-020C reflow



Inductance	Current	DC Resistance	Dimensions		Model Number
			Inches	mm	
0.40	14.5	4	0.27 x 0.27 x 0.17	6.8 x 6.8 x 4.2	36401C
0.60	12.5	5	0.27 x 0.27 x 0.17	6.8 x 6.8 x 4.2	36601C
1.00	9.5	7.5	0.27 x 0.27 x 0.17	6.8 x 6.8 x 4.2	36102C
1.80	7.0	14	0.27 x 0.27 x 0.17	6.8 x 6.8 x 4.2	36182C
2.30	6.0	20	0.27 x 0.27 x 0.17	6.8 x 6.8 x 4.2	36232C
3.30	4.6	35	0.27 x 0.27 x 0.17	6.8 x 6.8 x 4.2	36332C
4.70	3.6	41	0.27 x 0.27 x 0.17	6.8 x 6.8 x 4.2	36472C

Inductors

4200 Series

Surface-Mount Toroidal Inductors

Inductance: 1.27µH to 17.6µH

Current: Up to 15.4A I_{DC}

Operating temperature: -40 to 125°C

Height: 9.4-9.9mm (0.37-0.39")

Feature: Toroidal construction minimizes EMI



Inductance	Current	DC Resistance	Dimensions		Model Number
			Inches	mm	
1.27	14.3	2.5	0.61 x 0.62 x 0.37	15.37 x 15.70 x 9.4	42132C
2.10	11.5	3.8	0.61 x 0.62 x 0.37	15.37 x 15.70 x 9.4	42212C
2.84	13.9	3.5	0.67 x 0.67 x 0.39	17.00 x 17.00 x 9.9	42282C
4.23	11.4	5.2	0.67 x 0.67 x 0.39	17.00 x 17.00 x 9.9	42422C
6.5	12.4	6.0	0.74 x 0.74 x 0.39	18.80 x 18.80 x 9.9	42652C
8.45	10.4	8.0	0.74 x 0.74 x 0.39	18.80 x 18.80 x 9.9	42842C
10.2	15.4	6.0	0.94 x 0.94 x 0.39	23.88 x 23.88 x 9.9	42103C
17.6	10.9	11.6	0.94 x 0.94 x 0.39	23.88 x 23.88 x 9.9	42183C

4300 Series

Dual Wound Surface-Mount Toroidal Inductors

Inductance: 2.10µH to 16.00µH

Current: Up to 22.4A I_{DC}

Operating temperature: -40 to 125°C

Height: 9.9mm (0.39")

Feature: Toroidal construction minimizes EMI



Connected in Parallel		Connected in Series		DC Resistance (per winding)	Dimensions		Model Number
Inductance	Current	Inductance	Current		Inches	mm	
2.10	21	8.40	10.5	2.22	0.91 x 0.80 x 0.39	23.10 x 20.30 x 9.9	43212C
4.00	22.4	16.00	11.2	3.10	1.11 x 1.0 x 0.39	28.20 x 25.40 x 9.9	43402C

Common-Mode Chokes

5000 Series

LATEST RELEASE

Surface-Mount Common-Mode Chokes

Inductance: 0.47mH to 4.7mH

Current: Up to 0.7A I_{DC}

Operating temperature: -40 to 85°C

Height: 4.4mm (0.17")

Feature: J-STD-020C reflow



Inductance	Current	DC Resistance	Dimensions		Model Number
			Inches	mm	
0.47	700	0.30	0.28 x 0.23 x 0.17	7.0 x 5.9 x 4.4	50474C
1.00	700	0.30	0.28 x 0.23 x 0.17	7.0 x 5.9 x 4.4	50105C
2.20	500	0.40	0.28 x 0.23 x 0.17	7.0 x 5.9 x 4.4	50225C
4.70	400	0.70	0.28 x 0.23 x 0.17	7.0 x 5.9 x 4.4	50475C

5100 Series

Common-Mode Chokes

Inductance: 0.5mH to 5.0mH

Current: Up to 4.1A I_{DC}

Operating temperature: -40 to 125°C

Height: 24.0mm (0.95")

Feature: Toroidal construction reduces EMI



Inductance	Current	DC Resistance	Dimensions		Model Number
			Inches	mm	
0.5	4.1	27	0.83 x 0.39 x 0.95	21.0 x 10.0 x 24.0	51504C
1.0	3.3	38	0.83 x 0.39 x 0.95	21.0 x 10.0 x 24.0	51105C
3.0	1.9	97	0.83 x 0.39 x 0.95	21.0 x 10.0 x 24.0	51305C
5.0	1.2	197	0.83 x 0.39 x 0.95	21.0 x 10.0 x 24.0	51505C

5200 Series

Common-Mode Chokes

Inductance: 3mH to 10mH

Current: Up to 3.5A I_{DC}

Operating temperature: -40 to 125°C

Height: 31mm (1.22")

Feature: Toroidal construction reduces EMI



Inductance	Current	DC Resistance	Dimensions		Model Number
			Inches	mm	
3.0	3.5	45	1.0 x 0.64 x 1.22	25.5 x 16.3 x 31.0	52305C
5.0	2.4	91	1.0 x 0.64 x 1.22	25.5 x 16.3 x 31.0	52505C
7.0	2.2	107	1.0 x 0.64 x 1.22	25.5 x 16.3 x 31.0	52705C
10.0	1.7	193	1.0 x 0.64 x 1.22	25.5 x 16.3 x 31.0	52106C

Transformers

766 Series

General Purpose Pulse Transformers

- Toroidal construction reduces EMI
- Up to 50.5V_{µs} E_r Constant
- Used in line coupling, matching and isolating applications
- 1:1 Versions can also be used as common-mode chokes
- Isolation voltage to 500V_{DC}



Turns Ratio (±2%)	Primary ET Constant (Min)	Primary Inductance (Min)	DC Resistance			Leakage Inductance (Max)	Interwinding Capacitance (Max)	Model Number
	V _{µs}	µH	Ω	Ω	µH			
1:1	17.5	1916	1.50	0.60	49	76600/1C		
1:1	8.5	492	0.80	0.30	22	76600/2C		
1:1	5.5	219	0.50	0.25	14	76600/3C		
1:1	4.0	50	0.40	0.20	10	76600/4C		
1:1	17.5	1916	1.50	0.60	49	76601/1C		
1:1	8.5	492	0.80	0.30	22	76601/2C		
1:1	5.5	219	0.50	0.25	12	76601/3C		
1:1	6	9.5	0.40	0.20	13	76601/6C		
1:1	2.5	20.1	0.20	0.20	5	76601/20C		
1:1	10.5	938	0.15	0.20	35	76601/23C		
1:1	50.5	11.7mH	1.35	0.40	250	76601/24C		
1:1:1	17.5	2.05mH	1.50	0.60	72	76602/1C		
1CT:1CT	45	3.20mH	1.00	2.00	52	76615/1C		
2CT:1CT	23	4.35mH	1.00	3.00	35	76616/3C		

1000 Series

Pulse Transformers

- Industry standard TH Pinout
- Up to 400V_{µs} E_r Constant
- UL94V-0 package material



Turns Ratio (±2%)	Primary ET Constant (Min)	Primary Inductance (Min)	DC Resistance			Isolation Voltage (Max)	Leakage Inductance (Max)	Interwinding Capacitance (Max)	Model Number
			Primary	Secondary 1	Secondary 2				
1:1	200	3.0	1.2	1.0	-	2000	22	23	1001C
1:1:1	200	3.0	1.4	1.3	1.7	2000	9	28	1002C
2:1:1	400	12	4.0	1.8	2.4	2000	35	30	1003C
1:1:1	310	7.4	2.9	2.5	3.4	2000	20	55	1007C
1:1:1	550	22	10.6	8.9	12.2	2000	85	18	1009C
1:1:1	200	3.0	1.3	1.3	1.3	500Vdc	3	280	1013C
1:1	200	3.0	1.2	1.0	-	3500	22	23	1016C
1:1	150	0.8	0.4	0.3	-	4000	4	20	1017C
1.2CT:1CT	340	8.8	2.5	2.5	-	2000	60	25	1024C
2:1:1	570	24	7.5	3.5	4.5	2000	70	20	1025C
1:1:1	285	6.0	4.0	4.0	4.0	2000	30	30	1026C
100:1	280	6.1	0.7	0.1	-	2000	-	6	1082C

786 Series

General Purpose Pulse Transformers

- Toroidal construction reduces EMI
- Up to 56V_{µs} E_r constant
- Isolation voltage to 1kV_{RMS}
- Tape & reel option



Turns Ratio (±2%)	Primary ET Constant (Min)	Primary Inductance (Min)	DC Resistance			Leakage Inductance (Typ)	Interwinding Capacitance (Max)	Model Number
	V _{µs}	µH	Ω	Ω	µH			
1:1	4	100	0.17	0.19	8	78601/4C		
1:1	6	200	0.25	0.20	14	78601/3C		
1:1	10	500	0.34	0.25	22	78601/2C		
1:1	15	1000	0.45	0.29	35	78601/8C		
1:1	20	2000	0.60	0.47	49	78601/1C		
1:1	28	4000	0.84	0.47	78	78601/16C		
1:1	56	10000	1.30	0.86	121	78601/9C		
1:1:1	4	100	0.18	0.11	12	78602/4C		
1:1:1	6	200	0.24	0.17	19	78602/3C		
1:1:1	10	500	0.34	0.27	32	78602/2C		
1:1:1	15	1000	0.46	0.35	47	78602/8C		
1:1:1	20	2000	0.66	0.60	72	78602/1C		
1:1:1	28	4000	0.92	0.71	116	78602/16C		
1:1:1	56	10000	1.34	0.71	167	78602/9C		
2:1	4	100	0.18	0.41	4	78604/4C		
2:1	6	200	0.25	0.49	9	78604/3C		
2:1	10	500	0.34	0.65	13	78604/2C		
2:1	15	1000	0.46	0.76	20	78604/8C		
2:1	20	2000	0.60	0.99	29	78604/1C		
2:1	28	4000	0.85	1.61	50	78604/16C		
2:1	56	10000	1.23	1.64	72	78604/9C		
1CT:1	4	100	0.20	0.30	7	78613/4C		
1CT:1	6	200	0.25	0.65	12	78613/3C		
1CT:1	10	500	0.36	1.07	20	78613/2C		
1CT:1	15	1000	0.48	1.13	35	78613/8C		
1CT:1	20	2000	0.63	1.33	47	78613/1C		
1CT:1	28	4000	0.88	1.98	64	78613/16C		
1CT:1	56	10000	1.33	3.83	72	78613/9C		
1CT:1CT	4	100	0.17	1.21	3	78615/4C		
1CT:1CT	6	200	0.24	3.64	5	78615/3C		
1CT:1CT	10	500	0.34	6.86	7	78615/2C		
1CT:1CT	15	1000	0.45	11.9	10	78615/8C		
1CT:1CT	20	2000	0.60	16.0	16	78615/1C		
1CT:1CT	28	4000	0.87	37.7	20	78615/16C		
1CT:1CT	56	10000	1.33	44.5	19	78615/9C		

772 Series

Pulse Transformers

- Inductance to 16.3mH
- Up to 482V_{µs} E_r Constant
- UL94V-0 package material



Turns Ratio	Primary ET Constant (Min)	Primary Inductance (Min)	DC Resistance			Isolation Voltage (RMS tested for 1 second)	Leakage Inductance (Max)	Interwinding Capacitance (Max)	Model Number
			Primary	Secondary 1	Secondary 2				
1:1	120	1.0	0.25	0.23	-	2500	2.0	50	77201C
1:1:1	120	1.0	0.25	0.22	0.28	2500	3.0	40	77202C
2:1:1	120	1.0	0.24	0.12	0.15	2500	3.5	30	77203C
2:1:1	120	1.0	0.24	0.12	0.15	4000	3.5	30	77203HVC
1:1	240	4.0	0.86	0.83	-	2500	5.0	55	77204C
1:1:1	240	4.0	0.9	0.76	1.1	2500	11.0	35	77205C
1:1:1	240	4.0	0.9	0.76	1.1	2500	11.0	18	772055C
2:1:1	240	4.0	0.84	0.38	0.5	2500	11.0	35	77206C
1:1	482	16.3	3.5	3.4	-	2500	18.0	65	77207C
1:1:1	482	16.3	3.6	3.1	4.2	2500	40.0	40	77208C
2:1:1	482	16.3	3.5	1.6	2	2500	40.0	40	77209C

Transformers

1600C & 1630C

Quad Data-bus Isolators

- Logic translation
- Bi-directional
- 500Vrms isolation



Turns Ratio	Type	Function	Primary Inductance (Min)	Probe Width (Max)	Interwinding Capacitance (Max)	Model Number
			mH	µs	pF	
1:1	Quad Isolator	5V to 5V logic isolation	3	5	60	1600C
1:3	Quad Isolator	5V to 15V logic isolation	1	2.6	34	1630C

1605C

Lan-Pak for CSMA/CD Systems

- Industry-standard footprint
- 500Vrms isolation



Turns Ratio	Primary Inductance (Min)	DC Resistance (Max)	ET Constant (Min)	Leakage Inductance (Max)	Interwinding Capacitance (Max)	Model Number
	µH					
1:1	26.0	0.2	1.8	0.2	8	1605C

1638C & 1639C

Token Ring Isolators for IEEE 802.5 Systems

- IEEE 802.5 compatible
- Industry-standard footprint



Turns Ratio	Isolation Voltage	Insertion Loss (Typ.)	Common-mode Rejection Ratio (Typ.)	Rise Time (Typ.)	Propagation Delay (Typ.)	Model Number
		100kHz-12MHz, 1.0Vrms				
1:1.2:2	700	0.2	67	5.0	2.5	1638C
1:1:1:1						1639C

Maxim Compatible Transformers

- For use with MAX250 & MAX253 chipsets
- 3.3 & 5.0V Versions
- EN60950 versions available – 6kV_{DC} isolation
- Tape & reel and SMD options
- Operating frequency range to 500kHz
- Toroidal construction reduces EMI



Parameter	Conditions	Min	Typ	Max	Units
78250(M)C – Turns Ratio 1:1 (MAX 250 Compatible) <i>Datasheet: 78250 Series</i>					
Isolation Voltage	Flash tested for 1 second	1.5			kVrms
Primary Inductance, L _p	100kHz, 100mV	1.0	2.0	2.5	mH
Leakage Inductance, L _l	100kHz, 100mV		2.0	3.0	µH
Interwinding Capacitance, C _{int}	100kHz, 100mV		69	90	pF
Primary D.C. Resistance, R _{DC}	<0.1VDC		1.0	2.0	Ω
Volt-time Product, Et	Pins 1/2 or 2/3	50			Vus

78250(M)VC – Turns Ratio 1:1 (MAX 250 Compatible) <i>Datasheet: 78250 Series</i>					
Isolation Voltage	Flash tested for 1 second	4.0			kVrms
Primary Inductance, L _p	100kHz, 100mV	1.0	2.0	2.5	mH
Leakage Inductance, L _l	100kHz, 100mV		35	40	µH
Interwinding Capacitance, C _{int}	100kHz, 100mV		9	12	pF
Primary D.C. Resistance, R _{DC}	<0.1VDC		1.4	1.8	Ω
Volt-time Product, Et	Pins 1/2 or 2/3	50			Vus

78250(EN)C – Turns Ratio 1CT:1 Safety Approved Txfr <i>Datasheet: 78250EN</i>					
Isolation Voltage	Flash tested for 1 second	6.0			kVDC
Primary Inductance, L _p (1&5)	100kHz, 100mV	1.0	2.0	2.5	mH
Leakage Inductance, L _l (1&5)	100kHz, 100mV		35	40	µH
Interwinding Capacitance, C _{int}	100kHz, 100mV		1.5	3.0	pF
D.C. Resistance, R _{DC} (1&5)	<0.1VDC		1.0	2.0	Ω
Volt-time Product, Et (1&5)		50			Vus

78253(35)M(C) – Turns Ratio 1:1/5 (MAX 253 Compatible) <i>Datasheet: 78253 Series</i>					
Isolation Voltage	Flash tested for 1 second	1.5			kVDC
Primary Inductance, L _p	100kHz, 250mV	0.30	0.38	0.46	mH
Secondary Inductance, L _s	100kHz, 250mV	1.60	2.00	2.40	mH
Leakage Inductance, L _l	100kHz, 250mV		0.30	1.00	µH
Interwinding Capacitance, C _{int}	100kHz, 250mV		30	50	pF
Primary D.C. Resistance, R _{DC}	>0.1VDC		0.40	1.00	Ω
Volt-time Product, Et	Pins 1/2 or 2/3	30	35		Vus

78253(35)M(VC) – Turns Ratio 1:1/5 (MAX 253 Compatible) <i>Datasheet: 78253 Series</i>					
Isolation Voltage	Flash tested for 1 second	4.0			kVDC
Primary Inductance, L _p	100kHz, 20mV	1.10	1.42	1.85	µH
Secondary Inductance, L _s	100kHz, 20mV	550	710	850	µH
Leakage Inductance, L _l	100kHz, 250mV		3.00	5.00	µH
Interwinding Capacitance, C _{int}	100kHz, 250mV		4.20	8.00	pF
Primary D.C. Resistance, R _{DC}	>0.1VDC		0.30	0.50	Ω
Volt-time Product, Et	Pins 1/2 or 2/3	18	22		Vus

78253(35)EN(C) – Turns Ratio 1:1/5 Safety Approved Txfr <i>Datasheet: 78253EN</i>					
Isolation Voltage	Flash tested for 1 second	6.0			kVDC
Primary Inductance, L _p (1&5)	100kHz, 250mV	1.40	200		µH
Secondary Inductance, L _s (2&6)	100kHz, 250mV	350	460	600	µH
Leakage Inductance, L _l (1&5)	100kHz, 250mV		5.0	7.0	µH
Interwinding Capacitance, C _{int}	100kHz, 250mV		2.7	3.5	pF
D.C. Resistance, R _{DC} (1&5)	<0.1VDC		0.4	0.8	Ω
Volt-time Product, Et (1&5)		25	35		Vus

78253(55)M(C) – Turns Ratio 1:1.33 (MAX 253 Compatible) <i>Datasheet: 78253 Series</i>					
Isolation Voltage	Flash tested for 1 second	1.5			kVDC
Primary Inductance, L _p	100kHz, 250mV	0.60	0.83	1.10	mH
Secondary Inductance, L _s	100kHz, 250mV	1.10	1.40	1.70	mH
Leakage Inductance, L _l	100kHz, 250mV		0.35	1.00	µH
Interwinding Capacitance, C _{int}	100kHz, 250mV		30	50	pF
Primary D.C. Resistance, R _{DC}	>0.1VDC		0.70	1.50	Ω
Volt-time Product, Et	Pins 1/2 or 2/3	40	50		Vus

78253(55)M(VC) – Turns Ratio 1:1.33 (MAX 253 Compatible) <i>Datasheet: 78253 Series</i>					
Isolation Voltage	Flash tested for 1 second	4.0			kVDC
Primary Inductance, L _p	100kHz, 20mV	1.90	240	310	µH
Secondary Inductance, L _s	100kHz, 20mV	350	444	540	µH
Leakage Inductance, L _l	100kHz, 250mV		5.20	8.00	µH
Interwinding Capacitance, C _{int}	100kHz, 250mV		4.20	8.00	pF
Primary D.C. Resistance, R _{DC}	>0.1VDC		0.40	0.60	Ω
Volt-time Product, Et	Pins 1/2 or 2/3	25	28		Vus

Continued on page 18

Transformers

Continued from page 17

76253/55ENC – Turns Ratio 1:1.33 Safety Approved Tzfr		Datasheet: 76253XEN	
Isolation Voltage	Flash tested for 1 second	6.0	kVDC
Primary Inductance, L_p (1&5)	100kHz, 250mV	175	250 μ H
Secondary Inductance, L_s (2&6)	100kHz, 250mV	280	362 445 μ H
Leakage Inductance, L_l (1&5)	100kHz, 250mV	7.0	10.0 μ H
Interwinding Capacitance, C_{int} (1&2)	100kHz, 250mV	2.7	3.5 pF
D.C. Resistance, R_{DC} (1&5)	<0.1VDC	0.5	0.9 Ω
Volt-time Product, Et (1&5)		30	40 V _{sec}

782485 Series

LATEST RELEASE

ADM2485 Compatible Converter Transformers

- Toroidal construction reduces EMI
- Up to 19V_µS E_r constant
- Isolation Voltage to 2.5kV_{RMS}
- Industrial temperature range



Turns Ratio	Primary ET Constant (Min)	Primary Inductance (Typ)	Primary DC Resistance (Max)	Leakage Inductance (Typ)	Interwinding Capacitance (Max)	Model Number
1CT:2.2CT	12	234	500	168	50	782485/35C
1CT:1.5CT	19	513	600	192	50	782485/55C

Digital Audio Transformers

- Designed for use in audio equipment
- Compliant with AES/EBU Standards
- Isolation to 1kV_{RMS}
- Tape & reel and SMD options available
- Compatible with leading chipsets



Turns Ratio	E-Constant (Min)	Primary Inductance (Min)	Leakage Inductance (Max)	Return Loss (Min)	Common-Mode Rejection (Typ)	Package Style	Model Number (see DA100 Series Datasheet)
1:1	15	1.00-1.59	0.22	46.8	52.1	DIL	DA101C
	20	2.00-3.00	0.39	40.4	49.7		DA102C
	28	4.00-5.96	0.91	36.3	46.4		DA103C
	15	1.00-1.59	0.22	46.8	52.1	SMD	DA101MC
	20	2.00-3.00	0.39	40.4	49.7		DA102MC
	28	4.00-5.96	0.91	36.3	46.4		DA103MC

5300 Series

Current Sensing Transformers

- 20 to 200 turn versions
- Primary current rating to 10A
- Primary to secondary isolation 500Vrms
- 50kHz-500kHz frequency range



Turns Ratio	Min. Secondary Inductance	Max. DC Resistance		Isolation Voltage	Terminating Resistance to produce 1V _{OUT} /1A _{IN}	Model Number
		Primary (8-7)	Secondary (1-3)			
1:20	0.08	7.0	0.55	500	20	53020C
1:30	0.18	7.0	0.85	500	30	53030C
1:40	0.32	7.0	1.10	500	40	53040C
1:50	0.50	7.0	1.75	500	50	53050C
1:60	0.72	7.0	2.20	500	60	53060C
1:70	0.98	7.0	4.50	500	70	53070C
1:100	2.00	7.0	5.60	500	100	53100C
1:125	3.00	7.0	7.50	500	125	53125C
1:150	4.50	7.0	17.50	500	150	53150C
1:200	8.00	7.0	34.00	500	200	53200C

5400 Series

LATEST RELEASE

Current Sensing Transformers

- 50, 100, and 200 turn versions
- Primary current rating to 15A
- Surface-mount
- 50kHz-500kHz frequency range
- J-STD-020C reflow



Turns Ratio	Min. Secondary Inductance (0.1V @ 10kHz)	Max. DC Resistance		Isolation Voltage ¹ (Pri-Sec)	Terminating Resistance to produce 1V _{OUT} /1A _{IN}	Model Number
		Primary (1-6, 2-5)	Secondary (3-4)			
1:150	3.8	7.0	0.5	1.2	50	54050C
1:100	14.8	7.0	3.2	1.2	100	54100C
1:1200	60.0	7.0	6.6	1.2	200	54200C

5500 Series

Current Sensing Transformers

- 50, 100, and 200 turn versions
- Primary current rating to 15A
- Primary to secondary isolation 1000Vrms
- 50kHz-500kHz frequency range
- J-STD-020C reflow



Turns Ratio	Min. Secondary Inductance (0.1V @ 10kHz)	Max. DC Resistance		Isolation Voltage ² (Pri-Sec)	Terminating Resistance to produce 1V _{OUT} /1A _{IN}	Model Number
		Primary (1,3-2,4)	Secondary (5-6)			
1:150	3.8	2.3	350	1000	50	55050C
1:100	14.8	2.3	850	1000	100	55100C
1:1200	60.0	2.3	3600	1000	200	55200C

5600 Series

Current Sensing Transformers

- 50, 100, 200 & 300 turn versions
- Primary current rating to 10A
- Primary to secondary isolation 500VDC
- 20kHz-200kHz frequency range
- Center tapped versions available



Number of Turns	Inductance Range	DC Resistance	Terminating Resistance to Produce 1V _{OUT} /1A _{IN}	Model Number
±1Turn			$\Omega \pm 5\%$	
50	5.00-9.30mH @1V	0.133-0.199	50	56050C
100	20.0-37.0mH @1V	0.93-1.40	100	56100C
200	80.0-150mH @1V	1.87-2.81	200	56200C
300	180-335mH @1V	5.73-8.59	300	56300C
100CT	20.0-37.0mH @1V	0.93-1.40	100	56T100C
200CT	80.0-150mH @1V	1.87-2.81	200	56T200C
300CT	180-335mH @1V	5.73-8.59	300	56T300C

Other products from Murata Power Solutions...

DC/DC Converters

Murata Power Solutions is proud to offer the largest range of DC/DC converters available from a single manufacturer. Our ever increasing product portfolio includes all the options you'll ever need, including:



■ Isolated DC/DC Converters

Single, dual, triple and quad output from 0.25 to 340 Watts.



■ Point-of-Load Converters

From 0.75 to 5.5V outputs (including user-selectable versions) at current levels from 0.5 to 50A.



■ Processor & Memory Support

Support for 64 & 32-bit processors and DDR1 & DDR2 memory.

Digital Panel Meters

From standard, off-the-shelf products to application specific designs, our DATEL digital panel meters are a versatile and cost-effective solution for a number of applications.



■ General Purpose Voltmeters

12-pin, dual-in-line package offering component-like "plug-in" convenience for pc-board mounting and a built-in bezel for easy panel mounting.



■ 2-Wire Meters

Power your measuring instrument with the signal you're measuring! Measure the voltage at a standard USA-style wall outlet simply by "plugging in" an AC line monitor.



■ Process Monitors

4/20mA and 0-10V process control monitors.



■ AC Ammeters

Directly measure AC currents from 0-2A to 0-100A.

■ DC Ammeters

Include built-in shunts, reverse-polarity protection, and connections for all supply and load wiring.

AC/DC Power Supplies

Murata Power Solutions can develop AC/DC power supplies to meet almost every possible application requirement in terms of power, performance, efficiency, protection, size, approvals compliance, and cooling requirements.



■ Front End Modules for DPAs

AC to 12VDC or 48VDC ultra-compact front end supplies for distributed power architectures with active power factor correction.



■ Open Frame

High-efficiency 200-400W single, dual, and triple output solutions in 1U chassis.



■ Compact PCI

High-efficiency 3U and 6U solutions from 150W to 500W including space-saving 4HP models.



■ CATV / Telco

Ultra-reliable, ruggedized power supplies for harsh CATV and Telecommunications.



■ High-Rel

Our Celab division has over 30 years' experience designing and producing custom power supplies.

■ Custom Solutions

Custom product solutions from 7W to 5kW.

Data Acquisition

Our leadership status in high-performance data acquisition components is unchallenged in the areas of electrical performance, small packaging, and low-power consumption.



■ Electronic Imaging

Resolution from 8 to 18-bits and sampling rates 20MSPS, low-cost commercial and High-Rel versions.



■ A/D Converters

■ **Sampling A/D Converters**
Ideal for high-end applications such as medical or life-science imaging, analytical instrumentation, and military pulse and spread-spectrum applications.



■ Digital-to-Analog Converters

Settling times to 20 nanoseconds, update rates to 100MHz.



■ Sample/Hold Amplifiers

Accuracies from 0.01% to 0.0008% (12 to 16 bit equivalent resolution).



■ Single-Package Data Acquisition

Multi-channel with differential or single-ended options.

■ Multiplexers

Murata Power Solutions, Inc. reserves the right to alter or improve the specifications, data, descriptions, internal design, or manufacturing process at any time, without notice. Please check with your supplier or visit our web site to ensure that you have the current and complete specification for your product before use.

While such information is believed to be accurate as indicated herein, Murata Power Solutions, Inc. makes no warranty and hereby disclaims all warranties, express or implied, with regard to the accuracy or completeness of such information. Further, because the product(s) featured herein may be used under conditions beyond its control, Murata Power Solutions, Inc. hereby disclaims all warranties, either express or implied, concerning the fitness or suitability of such product(s) for any particular use or in any specific application or arising from any course of dealing or usage of trade. The user is solely responsible for determining the suitability of the product(s) featured herein

for user's intended purpose and in user's specific application. The products are not suitable for use as Safety Critical Components, Life Support Devices or on aircraft.

Murata Power Solutions, Inc.'s liability for any breach of warranty is limited as set forth in Murata Power Solutions, Inc.'s standard warranty applicable to the product ("The Warranty"). The warranty is exclusive and offered in lieu of all other express, implied, or statutory warranties including, without limitation, implied warranties of merchantability and fitness for a particular purpose.

In no event shall Murata Power Solutions, Inc.'s liability for any damages arising out of any sale of products to buyer, and regardless of the legal theory on which such damages may be based, exceed the amount that supplier has received as payment for such products and under no circumstances shall supplier be subject to any consequential, incidental, indirect, special, or contingent damages whatsoever, including but not limited to damages

for lost profits or goodwill, even if supplier was advised of the possibility of such damage.

No part of this publication may be copied, transmitted, or stored in a retrieval system or reproduced in any way including, but not limited to, photography, photocopy, magnetic or other recording means, without prior written permission from Murata Power Solutions, Inc.

1. Safety Critical Component means any component whose failure to perform could cause the failure of, or affect the operation of a Life Support Device.
2. Life Support Device means any device, system or ancillary equipment intended for implant into the body or used in relation to supporting or sustaining life.

© Murata Power Solutions, Inc. 2009—All rights reserved.

www.murata-ps.com

USA +1 800 233 2705 | Canada +1 905 944 2850 | UK +44 (0)1908 615232 | Germany +49 (0) 89 544334 0 | France +33 (0)1 34 60 01 01
China +86 21 5027 3678 (Shanghai), +86 208 221 8066 (Guangzhou) | Japan +81 3 3779 1031 (Tokyo), +81 6 6354 2025 (Osaka) | Singapore +65 6348 9096

muRata PS
Murata Power Solutions

Sales Offices

Americas

Headquarters

11 Cabot Boulevard, Mansfield, MA 02048-1151 USA
Tel: +1 800 233 2765 **Fax:** +1 508 339 6356 **e-mail:** mansfield@murata-ps.com

South America

Rua Leonido de Carvalho, 234 10º andar Paraisópolis, CEP 04003-010
São Paulo-SP, Brazil 04003-010
Tel: +55-11-3371-6827 **Fax:** +55-11-3371-6821 **e-mail:** brazil@murata-ps.com

Asia

China (Shanghai)

16-17, Lane 912, Bibo Road, Zhangjiang High-Tech Park,
Shanghai, People's Republic of China
Tel: +86 21 5027 3678 **Fax:** +86 21 5027 3321 **e-mail:** shanghai@murata-ps.com

China (Guangzhou)

5th Floor, Building A1, Bei Wei No.1 District, Guangzhou Economic & Technical
Development Zone, Guangzhou, Guangdong 510730, People's Republic of China
Tel: +86 208 221 8066 **Fax:** +86 208 221 5902 **e-mail:** guangzhou@murata-ps.com

Japan (Tokyo)

Meiji Seimei Gotanda Building, 2-27-4 Nishigotanda, Shinagawa-Ku,
Tokyo 141-0031 Japan
Tel: +81 3 3779 1031 **Fax:** +81 3 3779 1030 **e-mail:** japan@murata-ps.com

Japan (Kyoto)

Nagaokakyo-shi, Kyoto 617-8555, Japan
Tel: +81-75-955-7269 **Fax:** +81-75-955-6221 **e-mail:** japan@murata-ps.com

Singapore

No. 1 Marine Parade Central, #11-09, Parkway Centre, Singapore, 449408
Tel: 65 63489096 **Fax:** 65 63489097 **e-mail:** singapore@murata-ps.com

Europe

United Kingdom

Tanners Drive, Blakelands North, Milton Keynes, MK14 5BU, United Kingdom
Tel: +44 (0)1908 615232 **Fax:** +44 (0)1908 617545 **e-mail:** mk@murata-ps.com

France

Zone d'Activités du Pas du Lac Nord
9, Rue Michael Faraday, 78180 Montigny Le Bretonneux, France
Tel: +33 (0) 1 34 60 01 01 **Fax:** +33 (0) 1 30 58 21 30 **e-mail:** france@murata-ps.com

Germany

Bussardstr. 5, 82166 Gräfelfing, Germany
Tel: +49 (0) 89 544334 0 **Fax:** +49 (0) 89 536337 **e-mail:** munich@murata-ps.com