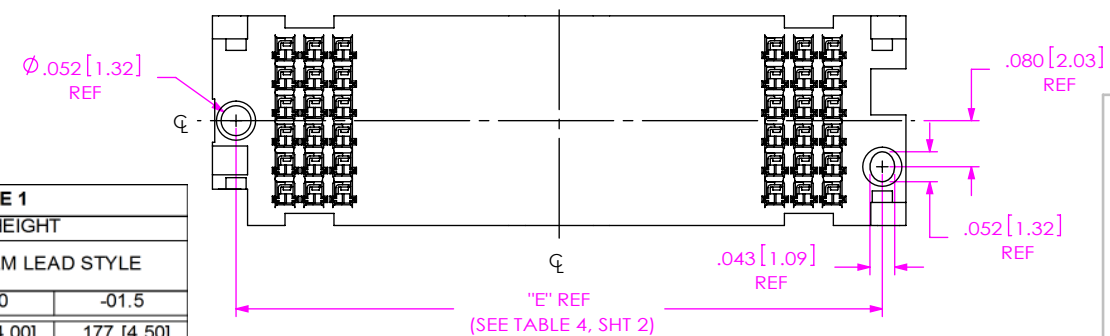
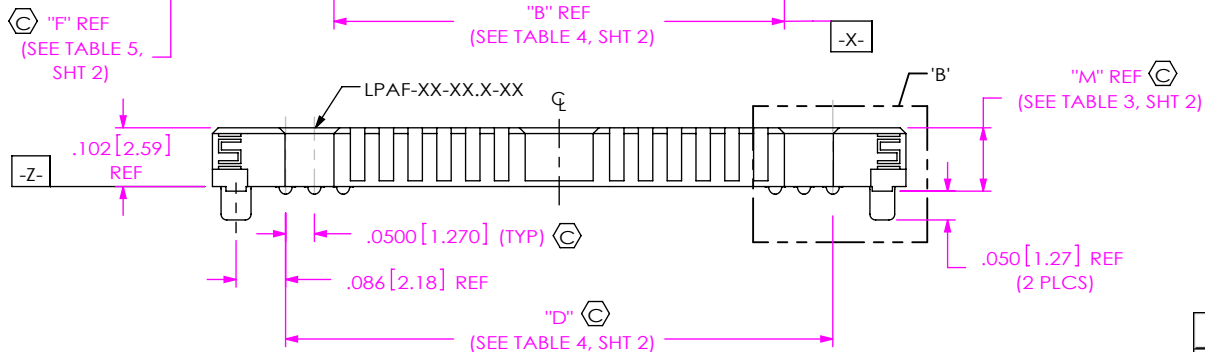
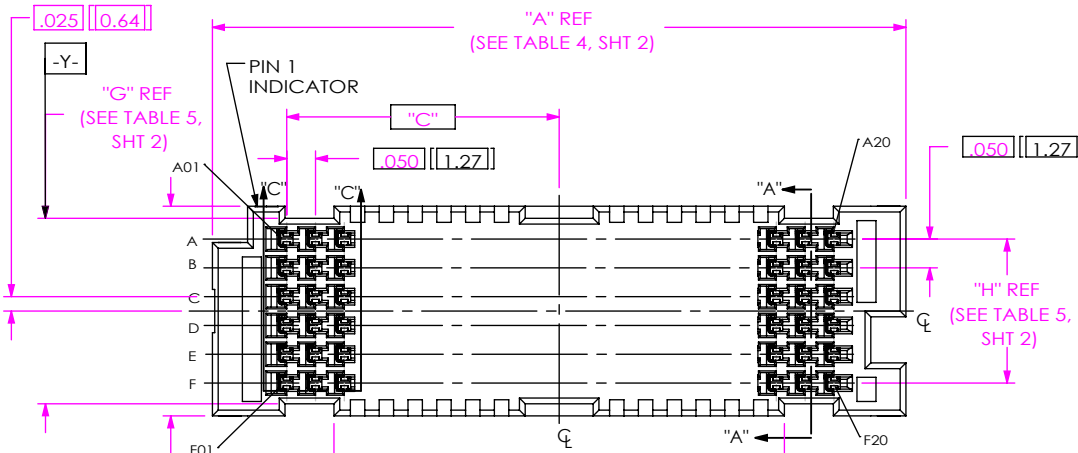


DO NOT  
SCALE FROM  
THIS PRINT



No OF POSITIONS  
-10, -20, -30, -40, \*\*-50  
(PER ROW)

LEAD STYLE  
-03.0: 3.0mm  
-03.5: 3.5mm

PLATING SPECIFICATION  
-L: 10µ" GOLD ON CONTACT AREA,  
MATTE TIN ON TAIL  
(USE SUB-C-289-XX.X-L-X)  
-S: 30µ" GOLD ON CONTACT AREA,  
MATTE TIN ON TAIL  
(USE SUB-C-289-XX.X-S-X)

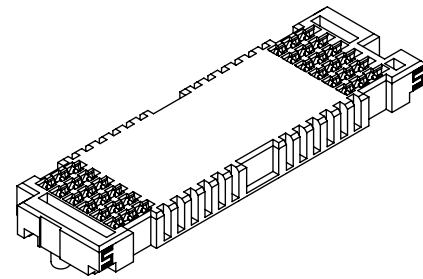
ROW SPECIFICATION  
-04: 4 ROW  
-06: 6 ROW  
-08: 8 ROW  
\*-10: 10 ROW

PACKAGING  
-TR: TAPE & REEL  
(SEE NOTES 4,5,7)

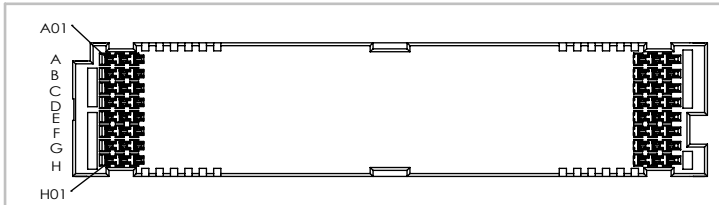
OPTION  
-K: POLYIMIDE PAD  
(SEE FIG 3, SHT 3)

SOLDER COMPOSITION & STYLE  
-1: 63.0% TIN / 37.0% LEAD  
CRIMP TAIL  
(USE SUB-C-289-XX.X-X-1)  
-2: 95.5% TIN / 3.8% SILVER  
.7% COPPER CRIMP TAIL  
(USE SUB-C-289-XX.X-X-2)

(\* = NOT TOOLED)  
(\*\*=NOT TOOLED FOR 04, 06 & 10 ROWS)



LPAF ASSEMBLY	"BODY CALLOUT"	"CONTACT SUB ASSEMBLY"
LPAF-XX-03.0-X-XX-X-K-TR	LPAF-XX-03.0-XX	SUB-C-289-03.0-X-X
LPAF-XX-03.5-X-XX-X-K-TR	LPAF-XX-03.5-XX	SUB-C-289-03.5-X-X



LPAF LEAD STYLE	LPAM LEAD STYLE	
	-01.0	-01.5
-03.0	.157 [4.00]	.177 [4.50]
-03.5	.177 [4.50]	.197 [5.00]

FIG 1  
LPAF-20-03.0-X-06-X-K-TR SHOWN  
(SOME FEATURES REMOVED FOR CLARITY)

NOTES:

- ⊕ REPRESENTS A CRITICAL DIMENSION.
- PUSH OUT FORCE 0.50LBS [2.22N].
- THIS DIMENSION IS TO BE CHECKED AT FOUR CORNERS" PIN A1, AX, N1, & NX, WHERE X IS THE NUMBER OF POSITIONS AND N IS THE NUMBER OF ROWS.
- TAPE & REEL WILL BE SUPPLIED WHETHER OR NOT -TR IS SPECIFIED.
- FOR QUANTITIES UP TO 49 PCS, NO LEADER, TRAILER OR REEL WILL BE SUPPLIED. FOR 50-124 PIECES, NO LEADER OR TRAILER WILL BE SUPPLIED.
- NOTE DELETED.
- ATTACH LABEL "SEAX-0001" TO EACH TAPE & REEL PACKAGE.
- ⊕ MAXIMUM VARIATION BETWEEN ROWS: 0.003 [0.08]. TO BE MEASURED AT FIRST AND LAST POSITIONS ONLY, ALL ROWS.

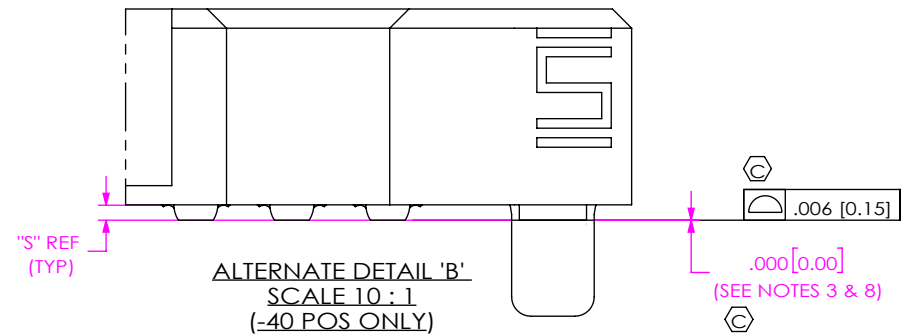
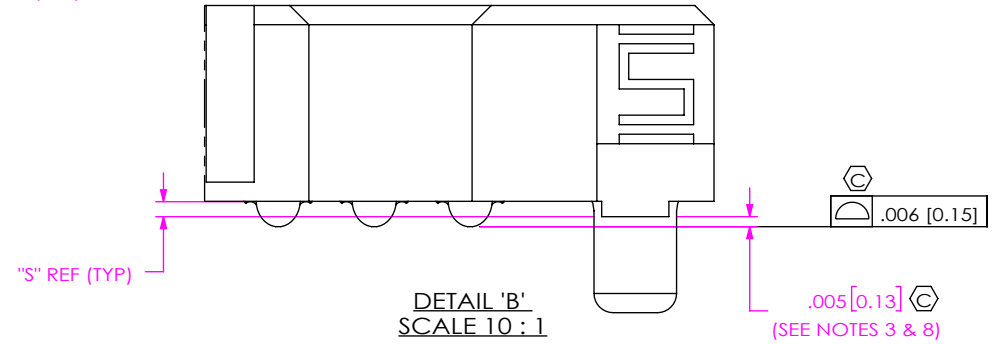
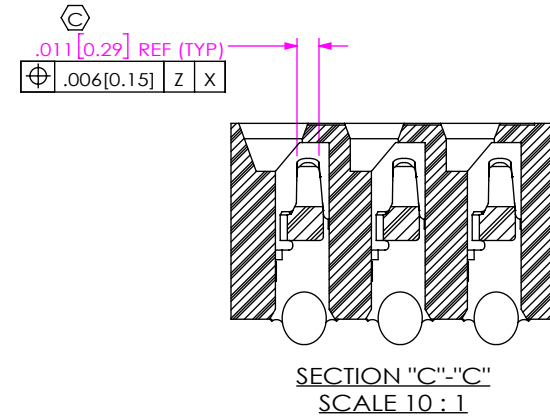
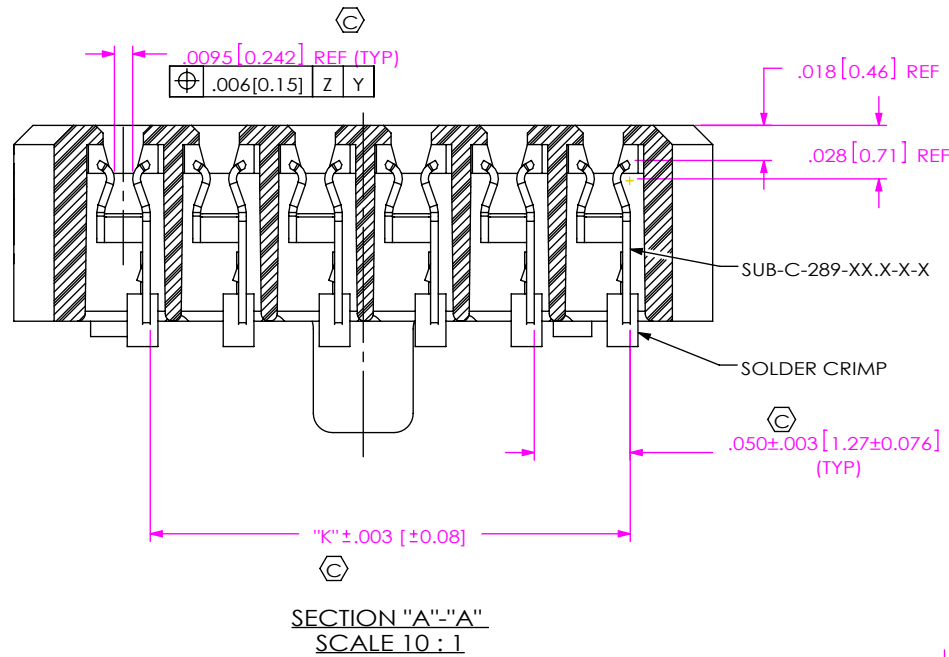
UNLESS OTHERWISE SPECIFIED,  
DIMENSIONS ARE IN INCHES[MILLIMETERS].  
TOLERANCES ARE:  
DECIMALS ANGLES  
.XX: ±.01 [.3] 2°  
.XXX: ±.005 [.13]  
.XXXX: ±.0020 [.051]

PROPRIETARY NOTE  
THIS DOCUMENT CONTAINS CONFIDENTIAL AND PROPRIETARY INFORMATION AND ALL DESIGN, MANUFACTURING, REPRODUCTION, USE, PATENT RIGHTS AND SALES RIGHTS ARE EXPRESSLY RESERVED BY SAMTEC, INC. THIS DOCUMENT SHALL NOT BE DISCLOSED, IN WHOLE OR PART, TO ANY UNAUTHORIZED PERSON OR ENTITY NOR REPRODUCED, TRANSFERRED OR INCORPORATED IN ANY OTHER PROJECT IN ANY MANNER WITHOUT THE EXPRESS WRITTEN CONSENT OF SAMTEC, INC.

MATERIAL: DO NOT SCALE DRAWING SHEET SCALE: 3:1  
INSULATOR: LCP, COLOR: BLACK  
CONTACT: COPPER ALLOY

**samtec**  
520 PARK EAST BLVD, NEW ALBANY, IN 47150  
PHONE: 812-944-6733 FAX: 812-948-5047  
e-Mail info@SAMTEC.com code 55322

DESCRIPTION:  
LPAF SOCKET ASSEMBLY  
DWG. NO.  
**LPAF-XX-XX.X-X-XX-X-K-TR**  
BY: R MUSSER 06/08/2009 SHEET 1 OF 3



**TABLE 3**

POS	LEAD STYLE	"M"	"S"
-10 THRU -30	-03.0	0.110 [2.79]	0.008 [0.20]
-40, -50		0.110 [2.79]	0.008 [0.20]
-10 THRU -30	-03.5	0.130 [3.30]	0.018 [0.46]
-40, -50		0.130 [3.30]	0.018 [0.46]

**TABLE 4**

No. OF POS	"A"	"B"	"C"	"D"	"E"
-10	.704 [17.88]	.282 [7.16]	.223 [5.66]	.4500 [11.430]	.622 [15.80]
-20	1.204 [30.58]	.782 [19.86]	.473 [12.01]	.9500 [24.130]	1.122 [28.50]
-30	1.704 [43.28]	1.282 [32.56]	.723 [18.36]	1.4500 [36.830]	1.622 [41.20]
-40	2.204 [55.98]	1.782 [45.26]	.973 [24.71]	1.9500 [49.530]	2.122 [53.90]
-50	2.704 [68.68]	2.282 [57.96]	1.223 [31.06]	2.4500 [62.230]	2.622 [66.60]

**TABLE 5**

ROWS	"F"	"G"	"H"	"K"
-04	.264 [6.71]	.222 [5.64]	.1500 [3.810]	.150 [3.81]
-06	.364 [9.25]	.322 [8.18]	.2500 [6.350]	.250 [6.35]
-08	.464 [11.79]	.422 [10.72]	.3500 [8.890]	.350 [8.89]
-10	.564 [14.33]	.522 [13.26]	.4500 [11.430]	.450 [11.43]

**PROPRIETARY NOTE**  
 THIS DOCUMENT CONTAINS CONFIDENTIAL AND PROPRIETARY INFORMATION AND ALL DESIGN, MANUFACTURING, REPRODUCTION, USE, PATENT RIGHTS AND SALES RIGHTS ARE EXPRESSLY RESERVED BY SAMTEC, INC. THIS DOCUMENT SHALL NOT BE DISCLOSED, IN WHOLE OR PART, TO ANY UNAUTHORIZED PERSON OR ENTITY NOR REPRODUCED, TRANSFERRED OR INCORPORATED IN ANY OTHER PROJECT IN ANY MANNER WITHOUT THE EXPRESS WRITTEN CONSENT OF SAMTEC, INC.



520 PARK EAST BLVD, NEW ALBANY, IN 47150  
 PHONE: 812-944-6733 FAX: 812-948-5047  
 e-Mail: info@SAMTEC.com code 55322

DO NOT SCALE DRAWING

SHEET SCALE: 3:1

DESCRIPTION:  
 LPAF SOCKET ASSEMBLY

DWG. NO.  
**LPAF-XX-XX.X-X-XX-X-K-TR**

BY: R MUSSER 06/08/2009 SHEET 2 OF 3

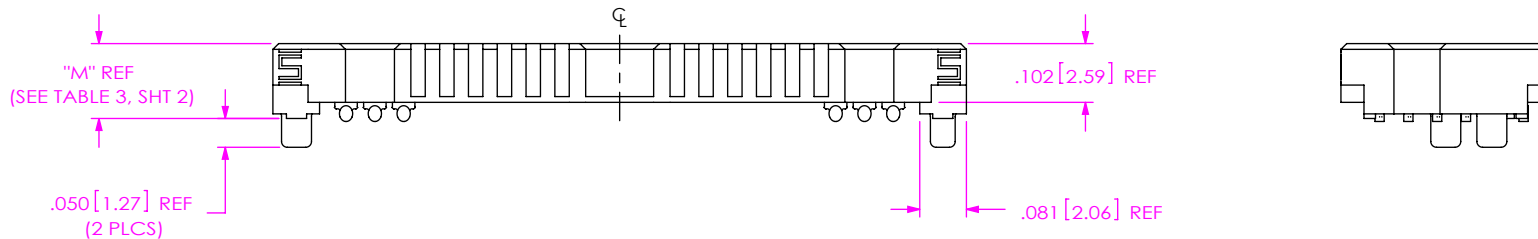


FIG 2  
LPAF-20-03.5-X-06-X-X-K-TR SHOWN  
(SOME FEATURES REMOVED FOR CLARITY)

**TABLE 6**

ROWS	DOT APPLICATOR POLYIMIDE TAPE CALLOUT	"N"	"P"					"Q"
			10 POS	20 POS	30 POS	40 POS	*50 POS	
-04	K-DOT-.256-.375-.005	.256 [6.50]	.224 [5.69]	.474 [12.04]	.724 [18.39]	.974 [24.74]	1.224 [31.09]	.004 [0.10]
-06	K-DOT-.354-.469-.005	.354 [8.99]	.175 [4.45]	.425 [10.80]	.675 [17.15]	.925 [23.50]	1.175 [29.85]	.005 [0.13]
-08	K-DOT-.460-.550-.005	.460 [11.68]	.122 [3.10]	.372 [9.45]	.622 [15.80]	.872 [22.15]	1.122 [28.50]	.002 [0.05]
-10	K-DOT-.551-.625-.005	.551 [14.00]	.077 [1.96]	.327 [8.31]	.577 [14.66]	.827 [21.01]	1.077 [27.36]	.007 [0.18]

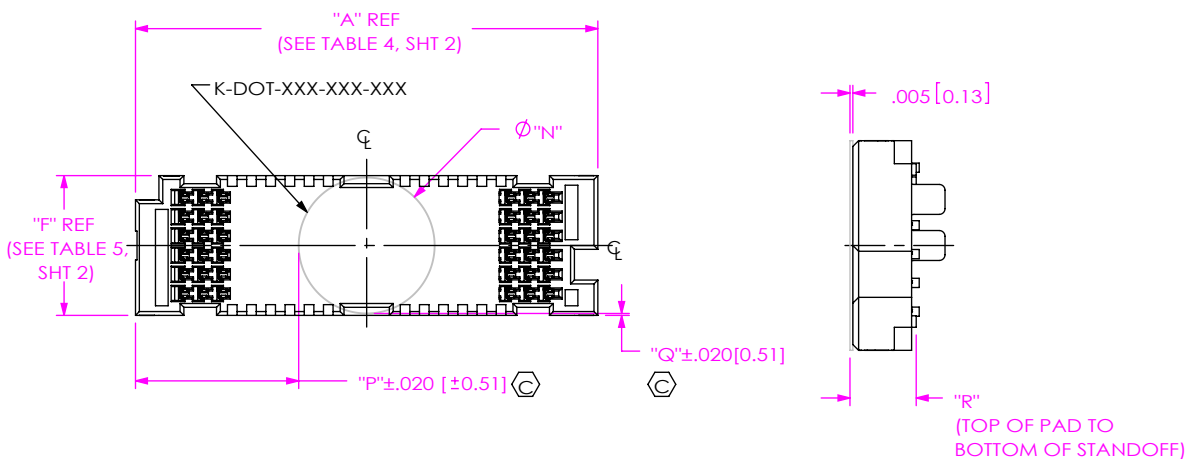


FIG 3  
-K: POLYIMIDE PAD  
(USE K-DOT-XXX-XXX-XXX)  
LPAF-20-03.0-X-06-X-X-K-TR SHOWN  
(SOME FEATURES REMOVED FOR CLARITY)

**TABLE 7**

LEAD STYLE	"R"
-03.0	0.115 [2.92]
-03.5	0.135 [3.43]

**PROPRIETARY NOTE**  
THIS DOCUMENT CONTAINS CONFIDENTIAL AND PROPRIETARY INFORMATION AND ALL DESIGN, MANUFACTURING, REPRODUCTION, USE, PATENT RIGHTS AND SALES RIGHTS ARE EXPRESSLY RESERVED BY SAMTEC, INC. THIS DOCUMENT SHALL NOT BE DISCLOSED, IN WHOLE OR PART, TO ANY UNAUTHORIZED PERSON OR ENTITY NOR REPRODUCED, TRANSFERRED OR INCORPORATED IN ANY OTHER PROJECT IN ANY MANNER WITHOUT THE EXPRESS WRITTEN CONSENT OF SAMTEC, INC.



520 PARK EAST BLVD, NEW ALBANY, IN 47150  
PHONE: 812-944-6733 FAX: 812-948-5047  
e-Mail info@SAMTEC.com code 55322

DO NOT SCALE DRAWING  
SHEET SCALE: 1:0.333333

DESCRIPTION:  
LPAF SOCKET ASSEMBLY  
DWG. NO.  
**LPAF-XX-XX.X-X-XX-X-K-TR**  
BY: R MUSSER 06/08/2009 SHEET 3 OF 3