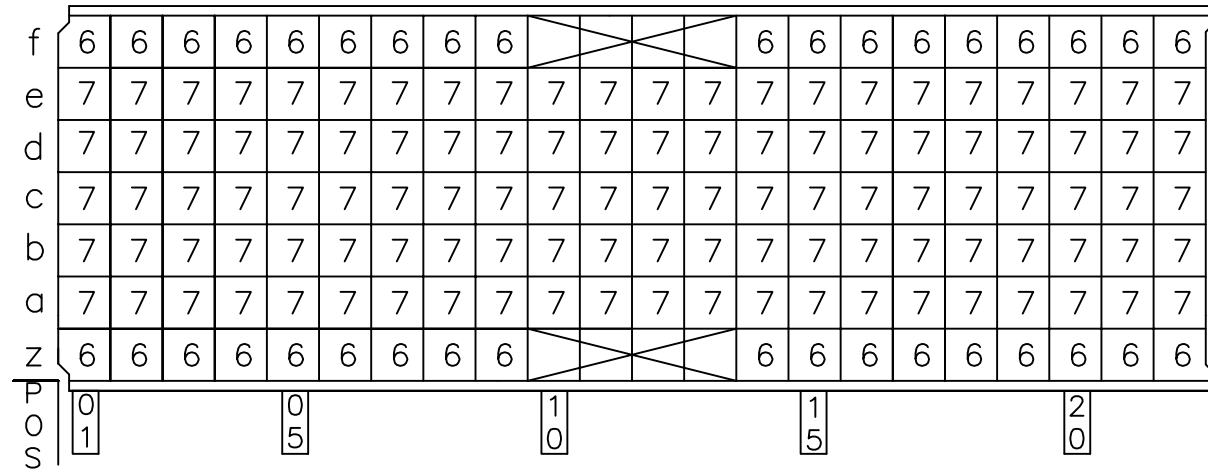
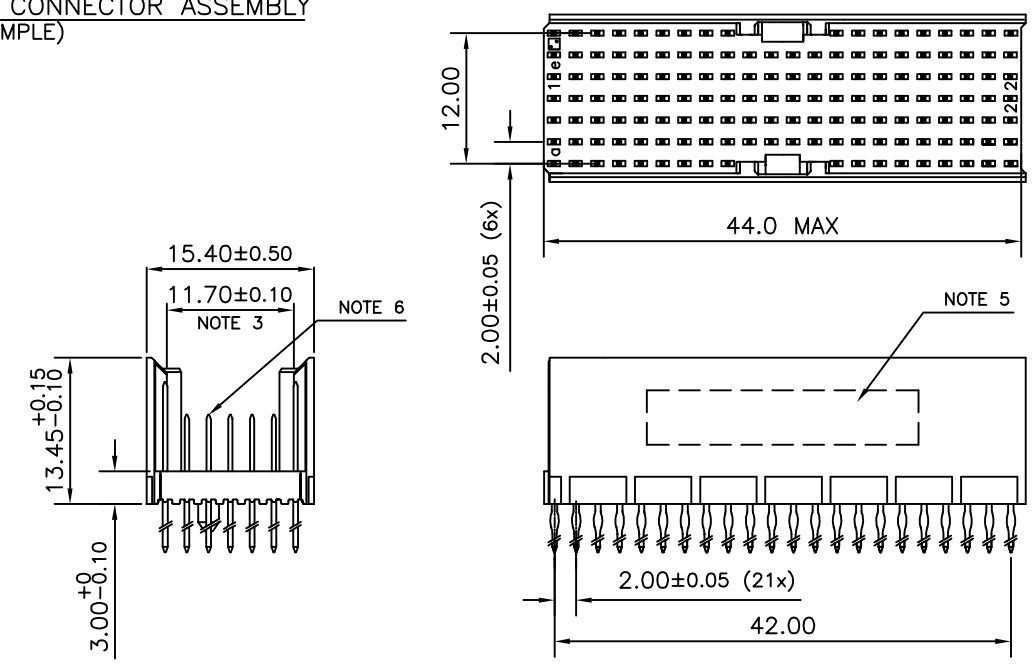


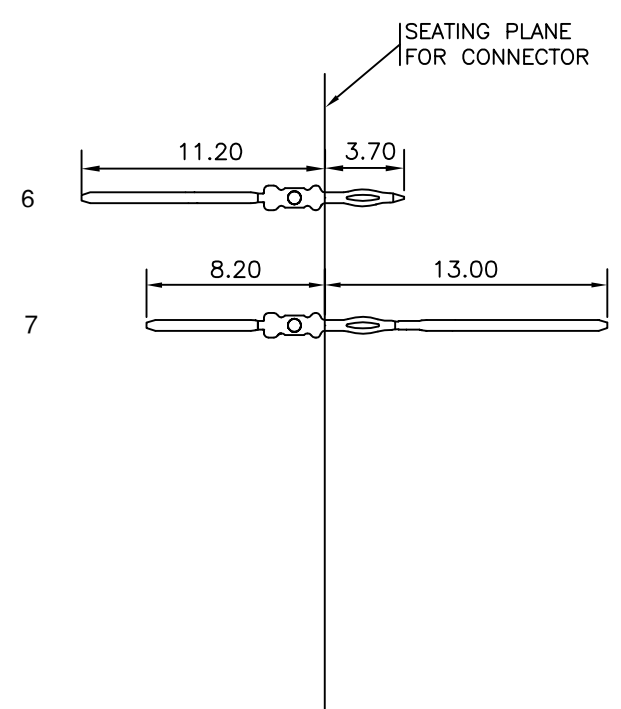
LOADING PATTERN MATING SIDE



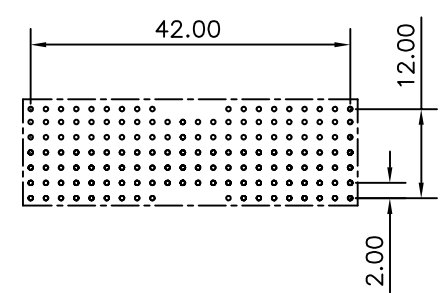
LOADED CONNECTOR ASSEMBLY (FOR EXAMPLE)



CONTACT OVERVIEW



LAY-OUT P.C.B.-HOLE



HM2P66PK511C --- LEAD FREE INDICATOR : LF = LEAD FREE (DIGIT 15 & 16)

PLATING CODE (DIGIT 13 AND 14) (REF DRW NO. BS,C , 201844 , 003)

NOTES

1. THIS PRODUCT IS CSA APPROVED.
 2. THIS PRODUCT IS UL RECOGNIZED.
 3. MEASURED AT THE BOTTOM.
 4. MATERIAL CONTACT: PHOSPHORBRONZE
HOUSING: CREAM WHITE GLASS FILLED POLYESTER UL-94V0
 5. CONNECTOR PRINTED WITH P/N AND DATE CODE.
 6. FOR ACTUAL CONTACT LOADINGS, SEE LOADING PATTERN MATING SIDE.
 7. SHAPE OF CONNECTOR HOUSING CAN ALTER DEPENDING ON PRODUCTION LOCATION
 8. THE PRODUCT (LF) MEETS EUROPEAN UNION DIRECTIVES AND OTHER COUNTRY REGULATIONS AS DESCRIBED IN GS-22-008
 9. FOR RECOMMENDED PTH DIMENSIONS REFER DRAWING : BS, A , 201572 , 001
- CATALOG NO: HM2P66PK511C ---

mat'l. code SEE NOTE 4				surface ISO 1302 ✓	tolerance ISO 406 ISO 1101	projection 	product family MLLIPACS		
ltr	ecn no	dr	date	tolerances unless otherwise specified		MM 	title MPACS 5+2R STR HDR PF CONN TYPE AB 22 POS.		
A	I04-0130	MINI	2004/ 12/ 28	angles	linear		dwg no sheet 1 of 1 size 5		
B	I05-0195	MINI	2005/ 10/ 19	0°±1°			BS, C ,203028, 196 A3		
C	I06-0090	MINI	2006/ 06/ 30			type Product Customer Drawing			
sheet index		revision sheet	c						

FCIconnect.com
Copyright FCI