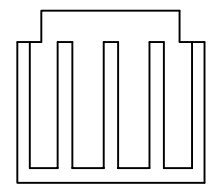
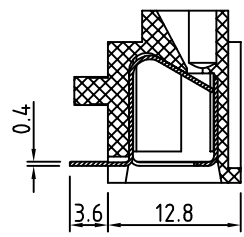
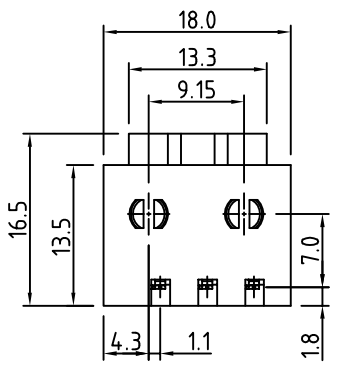
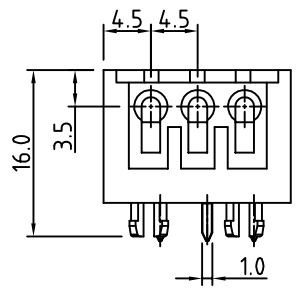



| | | | |
|--|------|-------------|----------|
| SIGN | DATE | DESCRIPTION | APPROVER |
| | | | |
| THIS IS CAD DRAWING, DO NOT REVISE MANUALLY!!! | | | |



Material

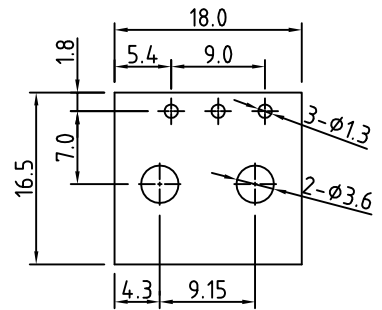
- Terminal body (Contact pin): PhBz
- Surface of solder tail: Tin plated
- Insulator (housing): Thermoplastic (UL94V-0)

Electrical cULus/VDE

- Voltage rating: 250VAC
- Current rating: 2A
- Wire range: 0.5-0.75mm²
- Solid wire(AWG):
- Stranded wire(AWG):
- Wire strip length: 6-7mm
- Withstanding Voltage: 2KV
- Operating temperature: -30°C to +105°C
- Soldering temperature: 250°C±10°C/5 Sec
- Safety Approval: 



RoHS Compliant

P.C.B LAYOUT



THESE DRAWINGS AND SPECIFICATIONS ARE THE PROPERTY OF ON-SHORE TECHNOLOGY, INC. AND SHALL NOT BE REPRODUCED, COPIED OR USED IN ANY MANNER WITHOUT THE PRIOR WRITTEN CONSENT OF ON-SHORE TECHNOLOGY, INC.



| | | | | | | | |
|----------|-------------------------------------|----------------------|----------------------|---|-----------------|------|-------|
| TITLE | OSTTN-4.5mm Series 3P Without cover | | | | | | |
| PART NO. | OSTTN032910 | | | DWG NO. | OSTTN032910.DWG | | |
| APPROVED | CHECKED | DESIGNED | DRAWN | CUST NO. | Tolerance | | |
| | Marvin 2006.08.21 | Marvin 2006.08.21 | Marvin 2006.08.21 |  | UNIT: mm | X. | ±0.50 |
| | | | |  | SCALE: NONE | X.X | ±0.30 |
| | | | | SHEET: 01/01 | REV: C | X.XX | ±0.10 |
| | | | | | | X° | ±1° |