

AMPHENOL PART NUMBER CONFIGURATION U90-B105-XXX1-XX0

CAGE & CONNECTOR CONTACT PLATING

- 2 = 0.76 µm MIN. GOLD ON MATING AREA,
3.81-7.62 µm TIN/LEAD ON TERMINATION,
Ni PLATING FOR CAGE
- 3 = 0.38 µm MIN. GOLD ON MATING AREA,
3.81-7.62 µm TIN/LEAD ON TERMINATION,
Ni PLATING FOR CAGE
- 4 = 0.76 µm MIN. GOLD OVER 1.27-3.81 µm OF NICKEL
ON MATING AREA
0.381-1.52 µm OF MATTE TIN OVER 1.27-3.81
µm OF NICKEL ON PRESS FIT TAIL AREA.
Ni PLATING FOR CAGE

OPTIONAL DUST COVER
0 = WITHOUT DUST COVER
D = WITH DUST COVER

VENT HOLES AND EMI COVER

- 0 = WITH LARGE HOLES & WITH EMI COVER
- 1 = WITH LARGE VENT HOLES, NO EMI COVER
- 2 = WITH SMALL VENT HOLES & WITH EMI COVER
- 3 = WITH SMALL VENT HOLES, NO EMI COVER
- 4 = WITH RECTANGULAR VENT HOLES & WITH EMI COVER
- 5 = WITH RECTANGULAR VENT HOLES, NO EMI COVER
- 6 = WITH LARGE VENT HOLES & HEAT SINK

EMI GASKET

- 0 = NO GASKET, NO GASKET SUPPORT
- 1 = CHOMERICS 1273 CONDUCTIVE ELASTOMER; UL RATED 94-V0
- 2 = CHOMERICS S6305 CONDUCTIVE ELASTOMER

OPTIONAL LIGHT PIPES

- 6 = WITH LIGHT PIPE (TRIANGULAR OUTLET)
LEFT ARROW POINTING BOTTOM PORT &
RIGHT ARROW POINTING TOP PORT (UL RATED 94-V0)
- 7 = WITHOUT LIGHT PIPE
- 8 = WITH LIGHT PIPE (REVERSED DIRECTION)
LEFT ARROW POINTING TOP PORT &
RIGHT ARROW POINTING BOTTOM PORT (UL RATED 94-V0)



REFERENCE VIEW FOR OPTION 6 ONLY

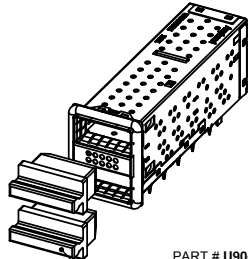


REFERENCE VIEW FOR OPTION 8 ONLY


REVISIONS			
REV	DESCRIPTION, ECN, EAR NO.	DATE	APP'D
A	PROPOSAL DRAWING	NOV 20, 10	AG
B	PCB DIMENSION 6.60 IN D3.P3 WAS 6.0	MAR 11, 11	AG
C	U90-B105-XD71 VIEW CORRECTED	APR 29, 11	AG
D	UPDATED WITH NEW PART NUMBERING SYSTEM	JUN 02, 11	ZL
E	LARGE VENT HOLE CONFIGURATION ADDED	JUN 16, 11	ZL
F	RECTANGULAR VENT HOLE CONFIGURATION ADDED	SEP 13, 11	ZL
G	OTHER CONFIGURATION ADDED	JAN 24, 12	ZL
H	NO GASKET NO GASKET SUPPORT CONFIGURATION ADDED	FEB 09, 12	ZL
J	HEAT SINK CONFIGURATION ADDED	MAY 10/12	KH
K	AHSI DESIGNATION ADDED	MAY 17/12	ZLJ
L	FLAMMABILITY RATING FOR LP & EMI GASKET 1273 ADDED	MAY 28/12	ZLJ

THIS IS A CAD DRAWING. DO NOT MANUALLY REVISE.

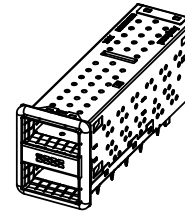
PART # **U90-B105-XD71-X30** SHOWN
(CAGE & CONNECTOR ASSEMBLY,
WITH DUST COVER AND WITHOUT LIGHT PIPE)



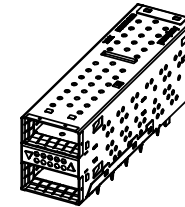
PART # **U90-B105-X071-X10** SHOWN
(CAGE & CONNECTOR ASSEMBLY,
WITHOUT DUST COVER AND WITHOUT LIGHT PIPE)



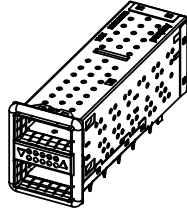
PART # **U90-B105-X071-X50** SHOWN
(CAGE & CONNECTOR ASSEMBLY,
WITHOUT DUST COVER AND WITHOUT LIGHT PIPE)




PART # **U90-B105-X061-030** SHOWN
(CAGE & CONNECTOR ASSEMBLY,
WITHOUT DUST COVER AND WITH LIGHT PIPE,
NO GASKET AND NO GASKET SUPPORT)



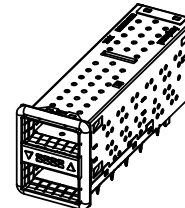
PART # **U90-B105-X061-X30** SHOWN
(CAGE & CONNECTOR ASSEMBLY,
WITHOUT DUST COVER AND WITH LIGHT PIPE)



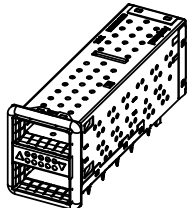
PART # **U90-B105-X061-X10** SHOWN
(CAGE & CONNECTOR ASSEMBLY,
WITHOUT DUST COVER AND WITH LIGHT PIPE)




PART # **U90-B105-X061-X50** SHOWN
(CAGE & CONNECTOR ASSEMBLY,
WITHOUT DUST COVER AND WITH LIGHT PIPE)



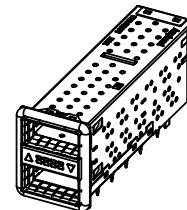
PART # **U90-B105-X081-X30** SHOWN
(CAGE & CONNECTOR ASSEMBLY,
WITHOUT DUST COVER AND WITH LIGHT PIPE)



PART # **U90-B105-X081-X10** SHOWN
(CAGE & CONNECTOR ASSEMBLY,
WITHOUT DUST COVER AND WITH LIGHT PIPE)



PART # **U90-B105-X081-X50** SHOWN
(CAGE & CONNECTOR ASSEMBLY,
WITHOUT DUST COVER AND WITH LIGHT PIPE)



NOTES:

1. MATERIAL
CAGE-PRESS FIT: COPPER ALLOY, NICKEL PLATED
CONNECTOR-PRESS FIT: PLASTIC HOUSING, FLAMMABILITY RATING UL94 V-0.
CONTACTS : PHOSPHOR BRONZE
PLATING OPTION: SEE AMPHENOL PART NO CONFIGURATION
EMI GASKET: CONDUCTIVE ELASTOMER; FOR FLAMMABILITY RATING SEE
AMPHENOL PART NUMBER CONFIGURATION
EMI FINGERS: PHOSPHOR BRONZE WITH NICKEL PLATING
LIGHT PIPE: GE LEXAN, OPTICAL GRADE; UL RATED 94-V0
2. CONNECTOR AND CAGE ASSEMBLY IS RoHS COMPLIANT.



THIS DOCUMENT CONTAINS PROPRIETARY INFORMATION AND SUCH INFORMATION MAY NOT BE DISCLOSED TO OTHERS FOR ANY PURPOSE OR USED FOR MANUFACTURING PURPOSES WITHOUT WRITTEN PERMISSION FROM AMPHENOL CANADA CORP.

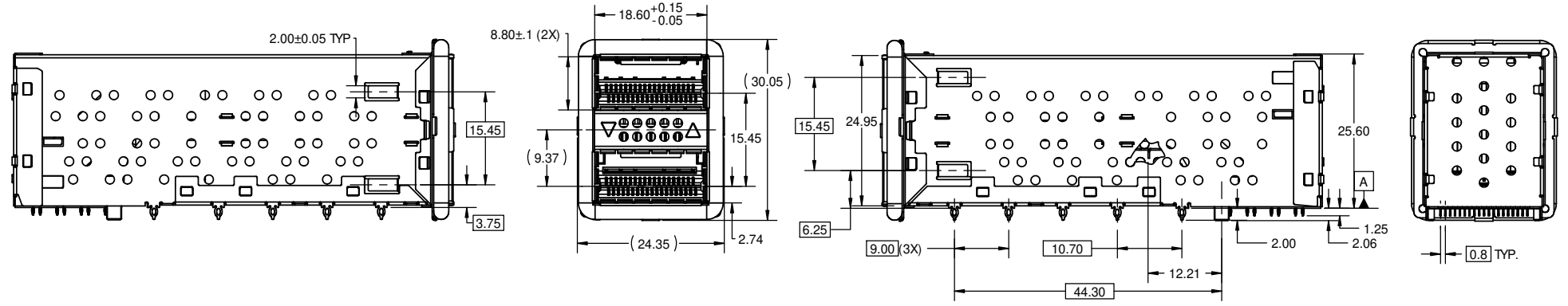
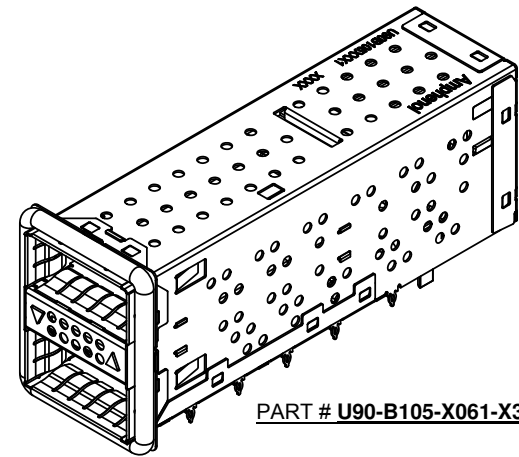
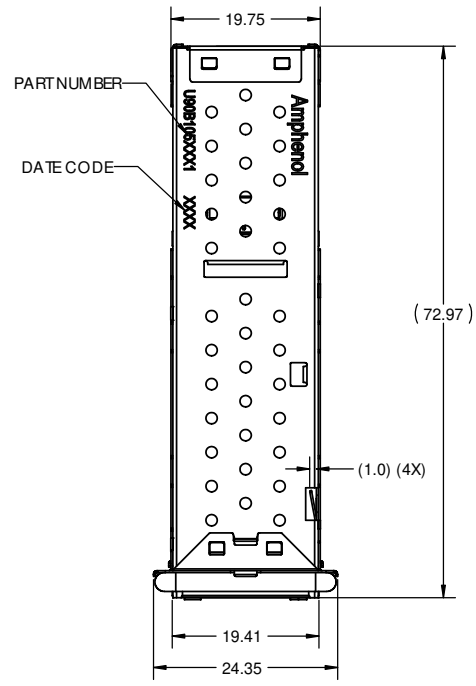
UNLESS SPECIFIED OTHERWISE	DRAWN	Hisen.X	NOV 18, 10
PRIMARY UNITS MILLIMETERS	CHECKED	S.M	NOV 19, 10
SECONDARY MILLIMETERS	M.E. APP'D		
REFERENCE IN PARENTHESES	Q.A. APP'D		
GENERAL TOLERANCES	DWG APPR.	A.G	NOV 20, 10
1. DECIMAL PLACE 0.X ±0.25	ENG. REL. NO.		
2. DECIMAL PLACES 0.XX ±0.13	REF.		
3. ANGULAR DEGREES X° ±1°	THIRD ANGLE PROJECTION		
4. ANGULAR DEGREES X.X° ±0.5°	DO NOT SCALE DRAWING		

Amphenol High Speed Interconnects
A Division of Amphenol Corp. www.amphenol-highspeed.com

**QSFP+ 2X1 STACKED
COMBO**

DWG. NO.	P-U90-B105-XXX1-XX0	REV L
CODE ID NO.	03554	DWG SIZE: C
SCALE: 4:1	SHEET 1 OF 4	

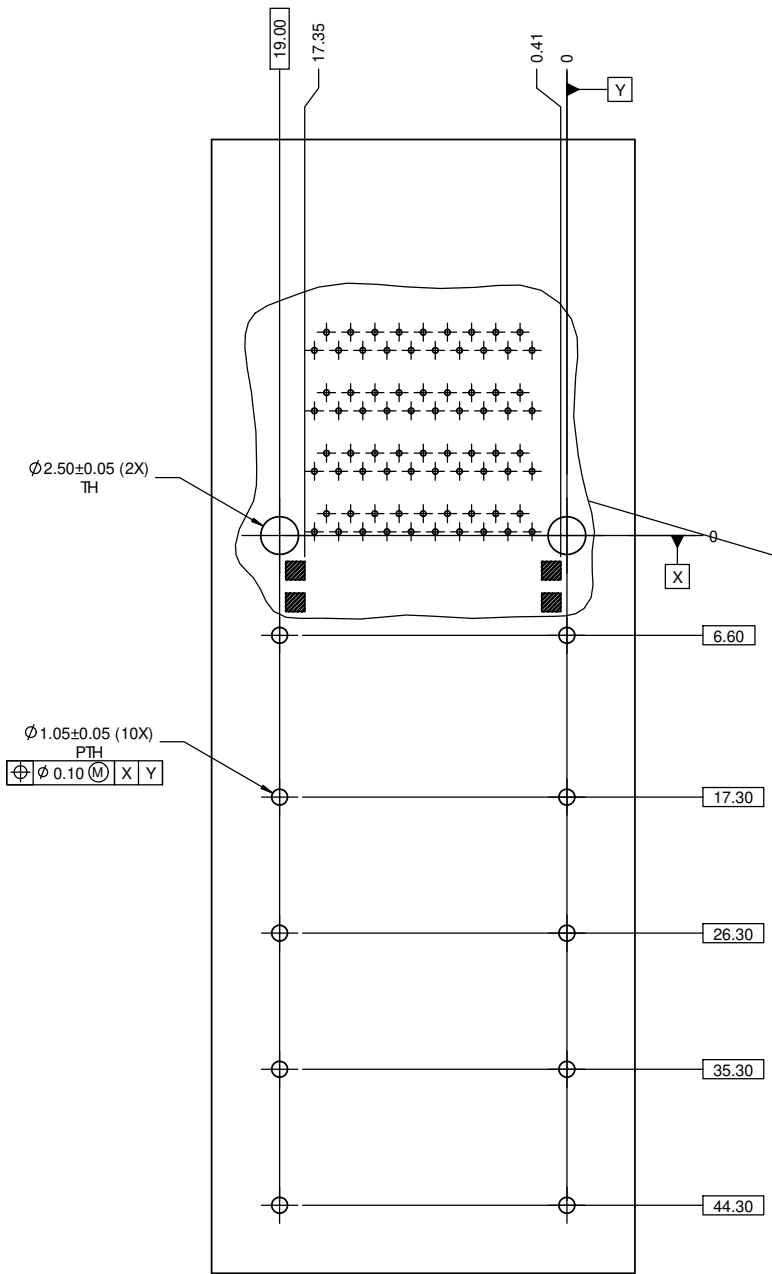
REVISIONS			
REV	DESCRIPTION, ECN, EAR NO.	DATE	APP'D
L	SEE PAGE 1	MAY 28/12	ZLJ



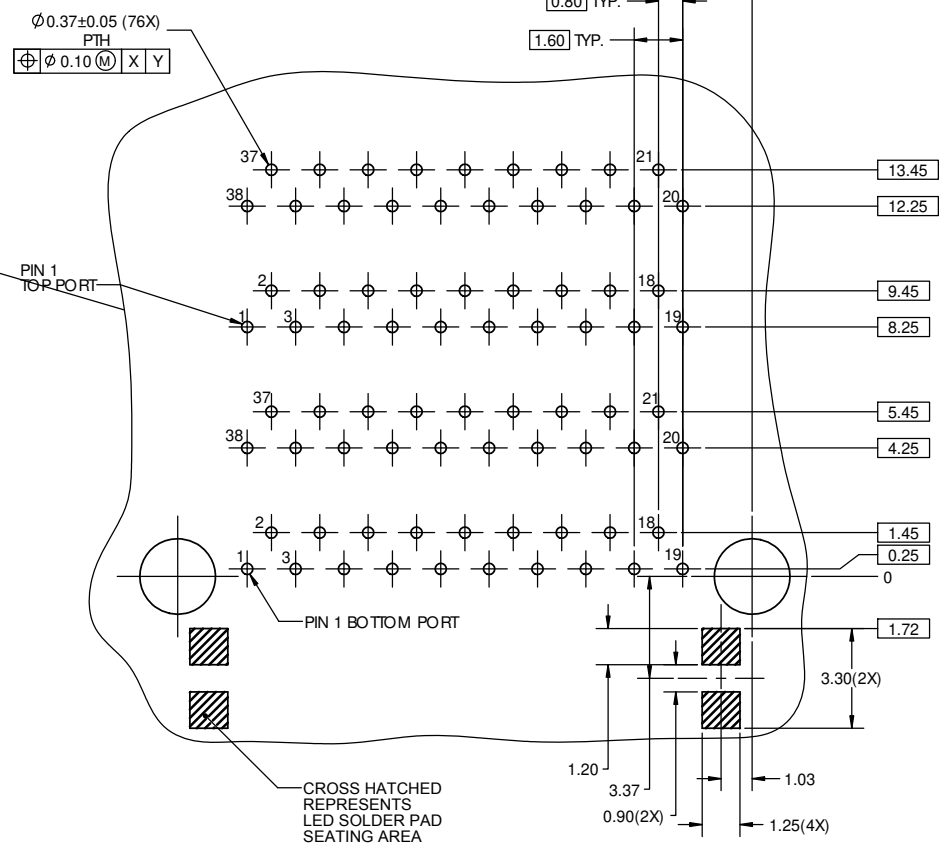
THIS DOCUMENT CONTAINS PROPRIETARY INFORMATION AND SUCH INFORMATION MAY NOT BE DISCLOSED TO OTHERS FOR ANY PURPOSE OR USED FOR MANUFACTURING PURPOSES WITHOUT WRITTEN PERMISSION FROM AMPHENOL CANADA CORP.

UNLESS SPECIFIED OTHERWISE	DRAWN	Hisen.X	NOV 18,10	Amphenol High Speed Interconnects A Division of Amphenol Corp. www.amphenol-highspeed.com
PRIMARY UNITS MILLIMETERS	CHECKED	S.M	NOV 19,10	
SECONDARY MILLIMETERS	M.E. APP'D			
REFERENCE IN PARENTHESES	Q.A. APP'D			
GENERAL TOLERANCES	DWG APPR.	A.G	NOV 20,10	QSFP+ 2X1 STACKED COMBO
1. DECIMAL PLACE 0.X±0.25	ENG. REL. NO.			
2. DECIMAL PLACES 0.XX±0.13	REF.			DWG. NO. P-U90-B105-XXX1-XX0
3. ANGULAR DEGREES X°±1°	THIRD ANGLE PROJECTION			
4. ANGULAR DEGREES X.X°±0.5°	DO NOT SCALE DRAWING			REV K
				CODE ID NO. 03554
				DWG SIZE: C
				SCALE: 4:1
				SHEET 2 OF 4

REVISIONS			
REV	DESCRIPTION, ECN, EAR NO.	DATE	APP'D
L	SEE PAGE 1	MAY 28/12	ZLJ



1.57 MIN



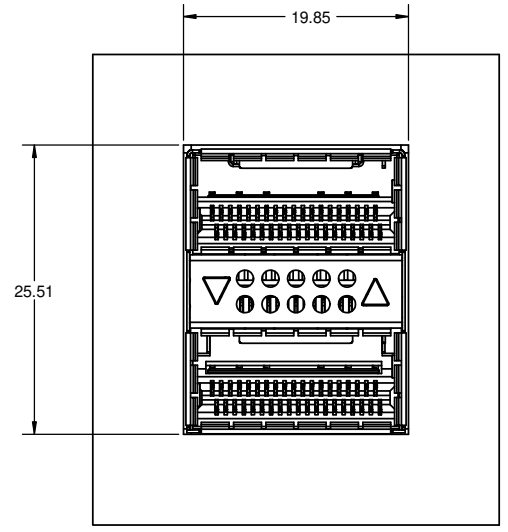
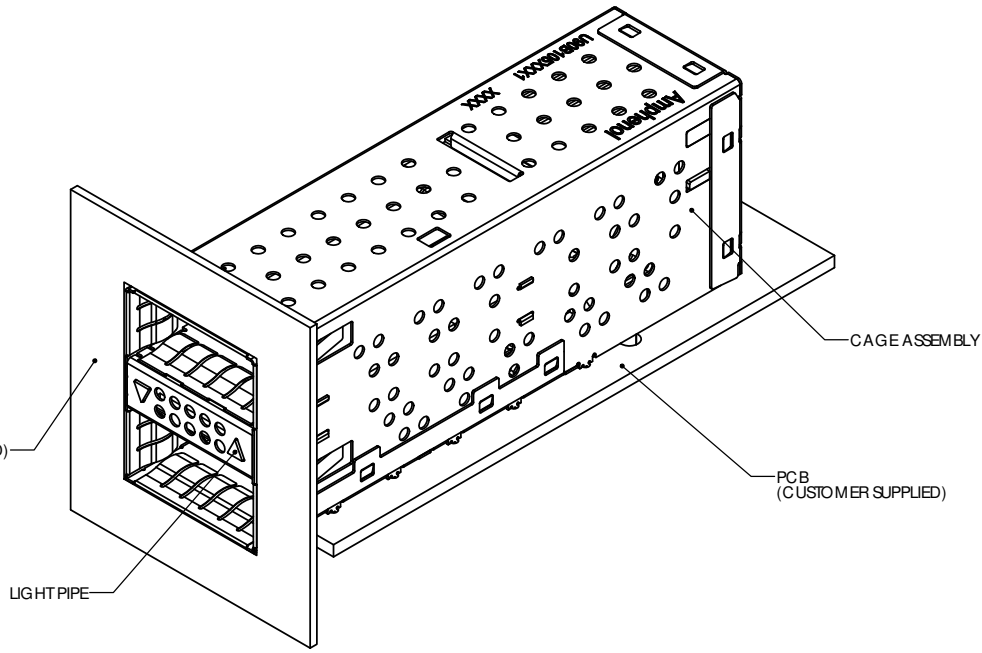
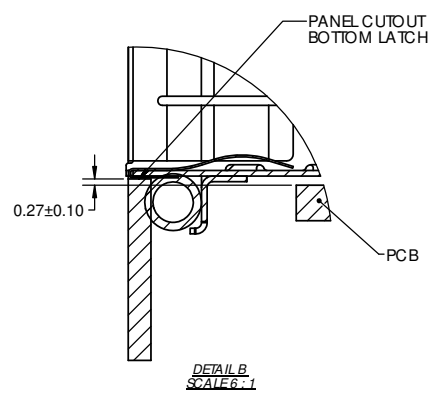
DETAIL A
SCALE 8:1

RECOMMENDED PCB BOARD LAYOUT
COMPONENT SIDE SHOWN

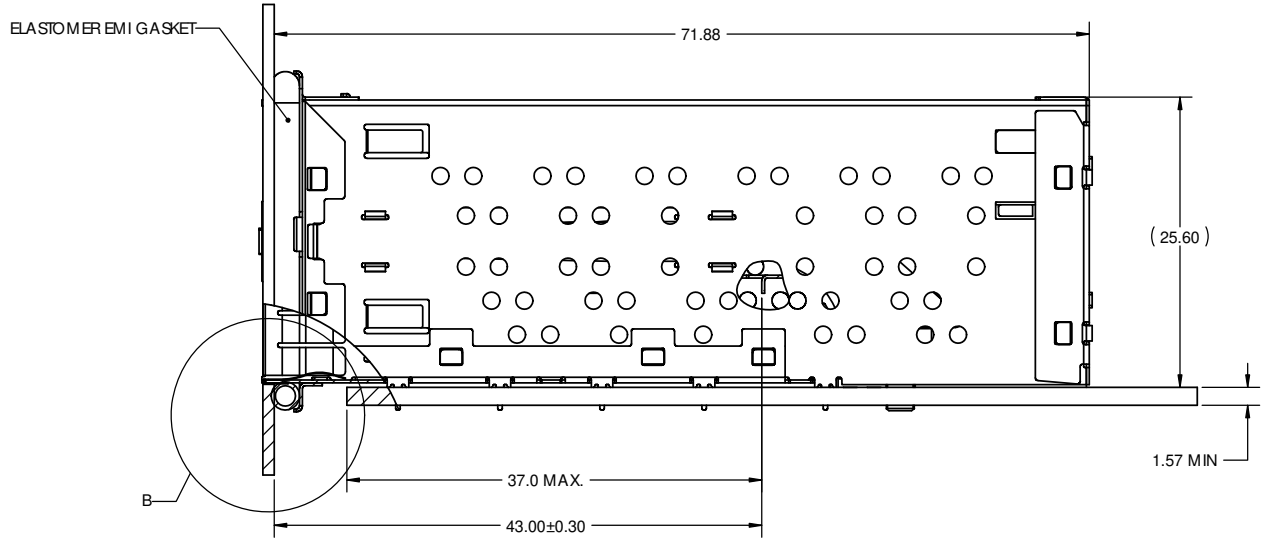
UNLESS SPECIFIED OTHERWISE	DRAWN	Hisen.X	NOV 18,10
PRIMARY UNITS MILLIMETERS	CHECKED	S.M	NOV 19,10
SECONDARY MILLIMETERS	M.E. APP'D		
REFERENCE IN PARENTHESES	Q.A. APP'D		
GENERAL TOLERANCES	DWG APPR.	A.G	NOV 20,10
1. DECIMAL PLACE	0.X ± 0.25	ENG. REL. NO.	
2. DECIMAL PLACES	0.XX ± 0.13	REF.	
3. ANGULAR DEGREES	X° ± 1°	THIRD ANGLE PROJECTION	
4. ANGULAR DEGREES	X.X° ± 0.5°	DO NOT SCALE DRAWING	

Amphenol High Speed Interconnects
 A Division of Amphenol Corp. www.amphenol-highspeed.com
QSFP+ 2X1 STACKED COMBO
 DWG. NO. **P-U90-B105-XXX1-XX0** REV **K**
 CODE ID NO. 03554 DWG SIZE: C SCALE: 4:1 SHEET 3 OF 4

REVISIONS			
REV	DESCRIPTION, ECN, EAR NO.	DATE	APP'D
L	SEE PAGE 1	MAY 28/12	ZLJ



RECOMMENDED PANEL CUTOUT



UNLESS SPECIFIED OTHERWISE		DRAWN	Hisen.X	NOV 18,10
PRIMARY UNITS	MILLIMETERS	CHECKED	S.M	NOV 19,10
SECONDARY	MILLIMETERS	M.E.	APP'D	
REFERENCE IN PARENTHESES		Q.A.	APP'D	
GENERAL TOLERANCES		DWG APPR.	A.G	NOV 20,10
1. DECIMAL PLACE	0.X ±0.25	ENG. REL. NO.		
2. DECIMAL PLACES	0.XX ±0.13	REF.		
3. ANGULAR DEGREES	X° ±1°	THIRD ANGLE PROJECTION		
4. ANGULAR DEGREES	X.X° ±0.5°	DO NOT SCALE DRAWING		

Amphenol High Speed Interconnects
A Division of Amphenol Corp. www.amphenol-highspeed.com

QSFP+ 2X1 STACKED COMBO

DWG. NO. **P-U90-B105-XXX1-XX0** REV **K**

CODE ID NO. 03554 DWG SIZE: C SCALE: 4:1 SHEET 4 OF 4

THIS DOCUMENT CONTAINS PROPRIETARY INFORMATION AND SUCH INFORMATION MAY NOT BE DISCLOSED TO OTHERS FOR ANY PURPOSE OR USED FOR MANUFACTURING PURPOSES WITHOUT WRITTEN PERMISSION FROM AMPHENOL CANADA CORP.