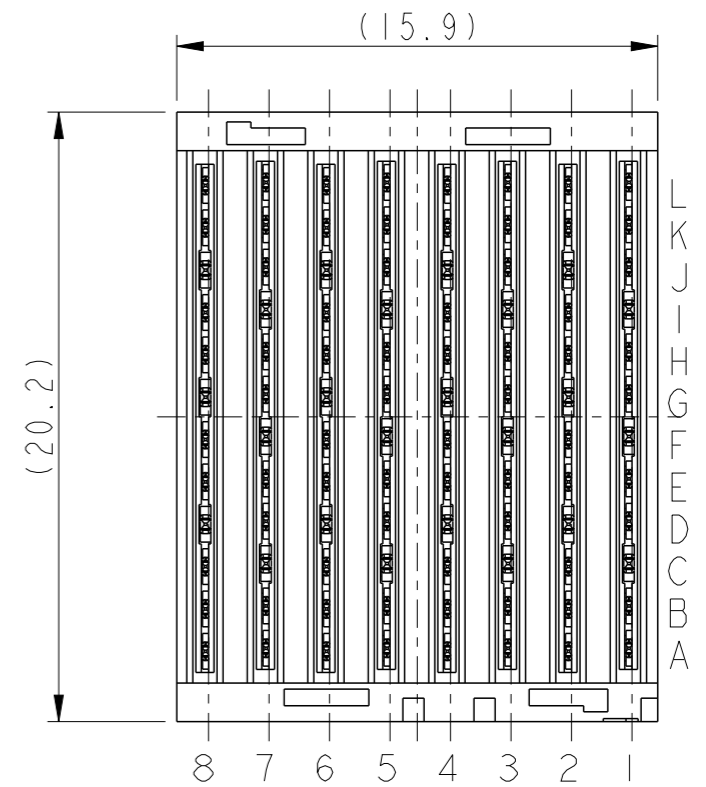
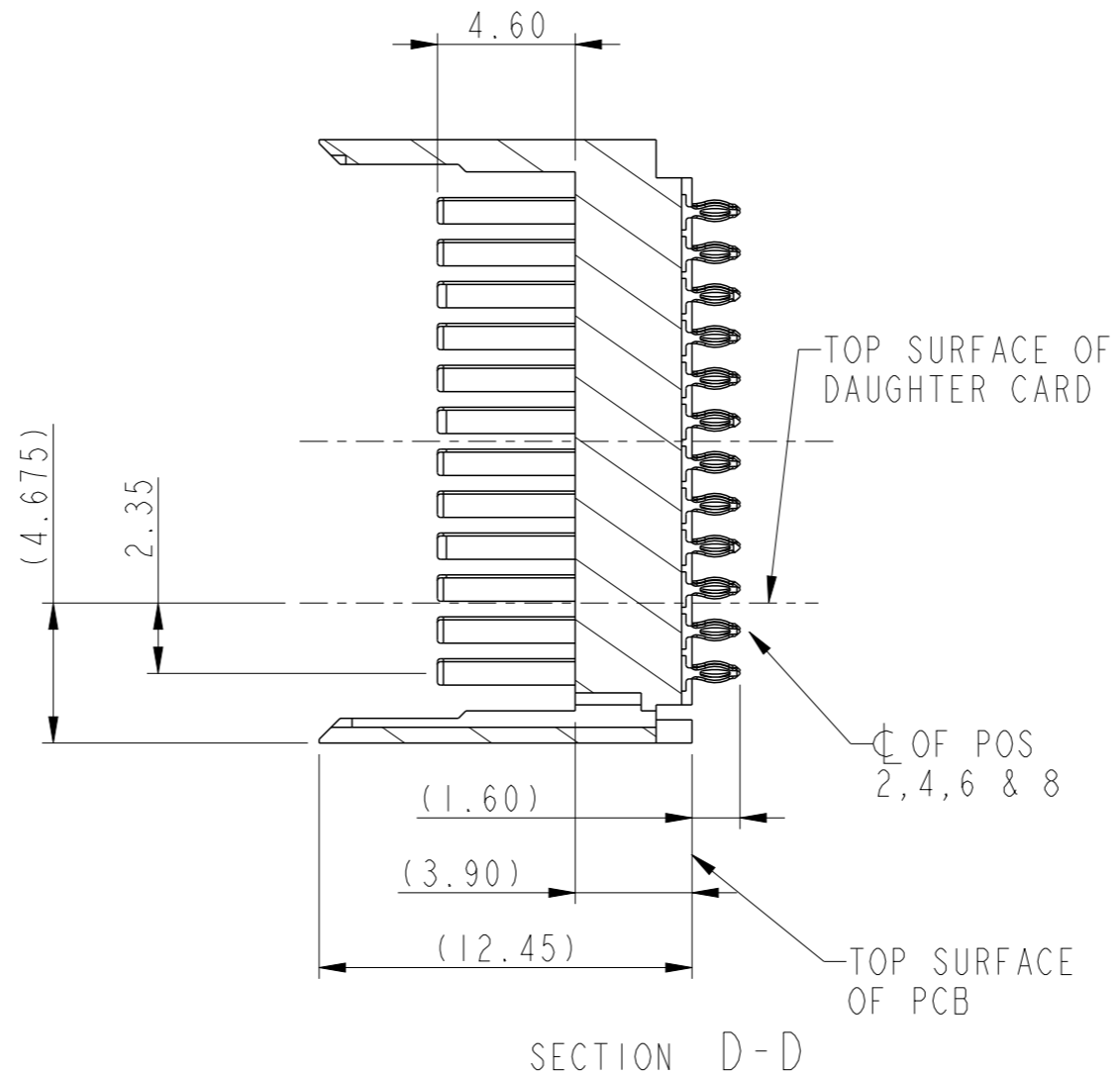
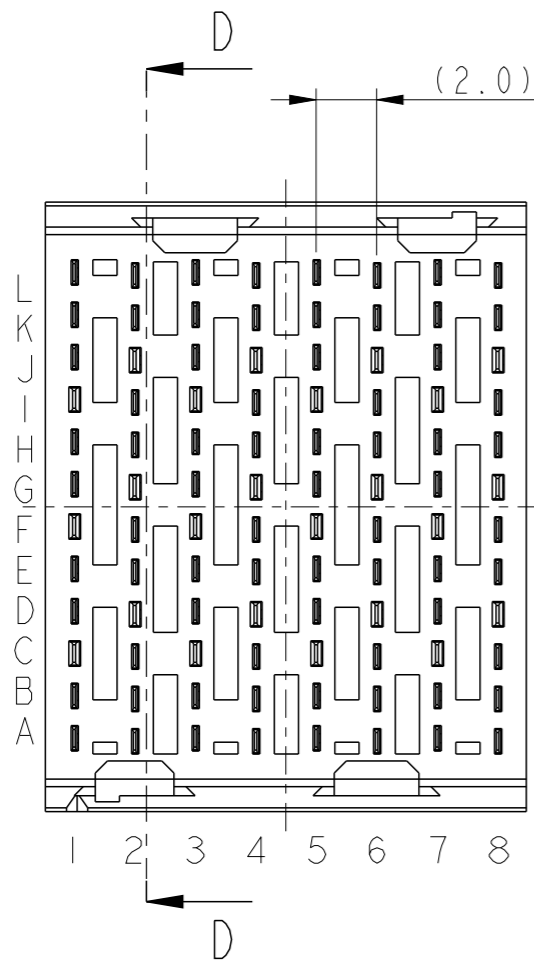


PART NUMBER
10114760-101LF



spec ref	concept	dr	Matthew Cheong	2010/06/24	projection	mm	size	A3	scale	1:1
tolerance std	TOLERANCES UNLESS OTHERWISE SPECIFIED	eng	Matthew Cheong	2011/09/05			ecn no	-	rel level	Released
ISO 406		chr	-	-						
ISO 1101		appr	Chen-Hong Tan	2011/09/09						
surface	linear	0.X	±		title AirMax VS VERTICAL HEADER 4 Pair, 96 pos, 2mm, 8 col SPC	dwg no 10114760	rev A	Product - Customer Drw		sheet 1 of 3
ISO 1302	angular	0°	±°					cat. no.		

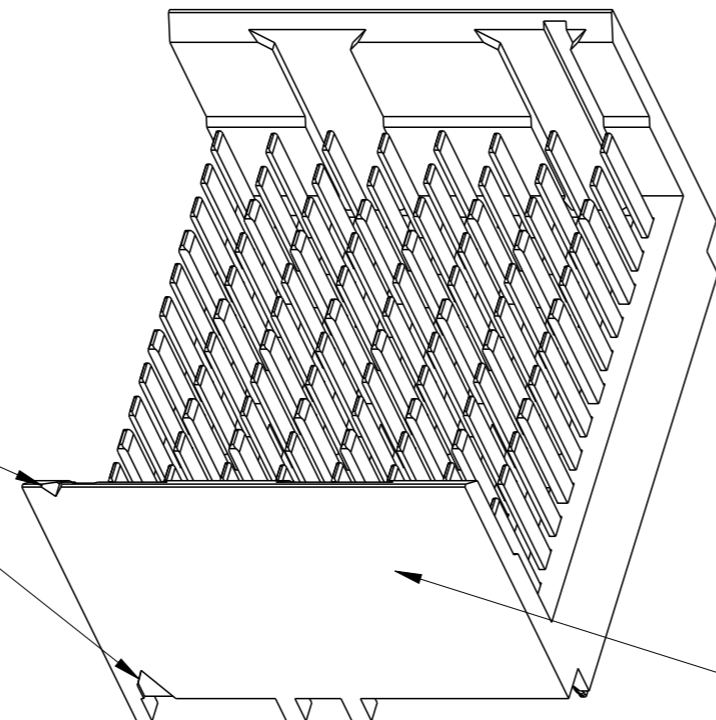
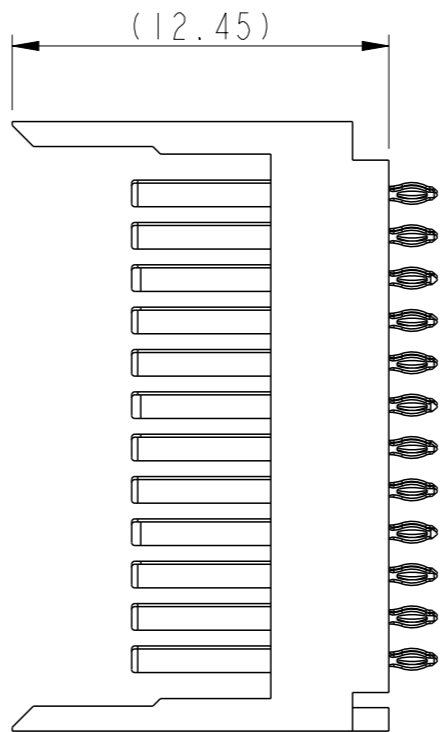
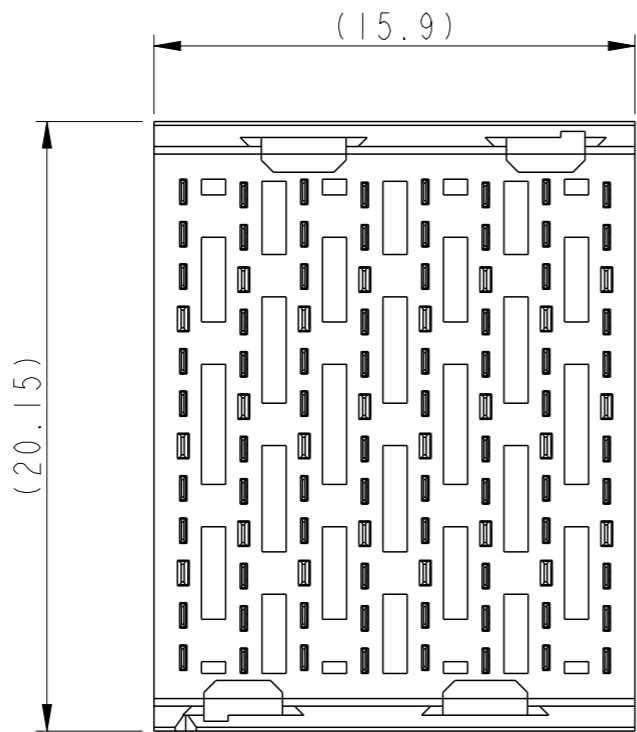


1

2

3

4



Triangle indicates position A1. SEE NOTE 11

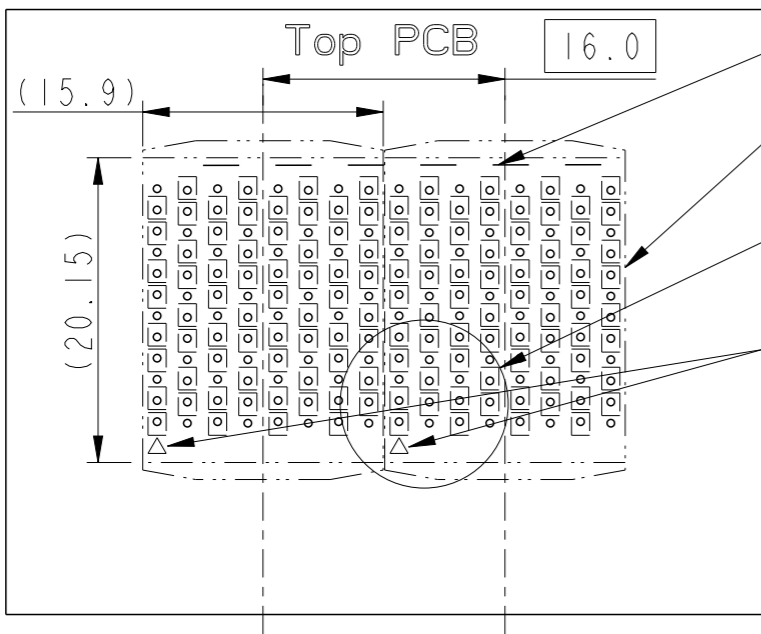
Cut-out at opposite side of A1 indicator. SEE NOTE 11

NOTE 5 & 11



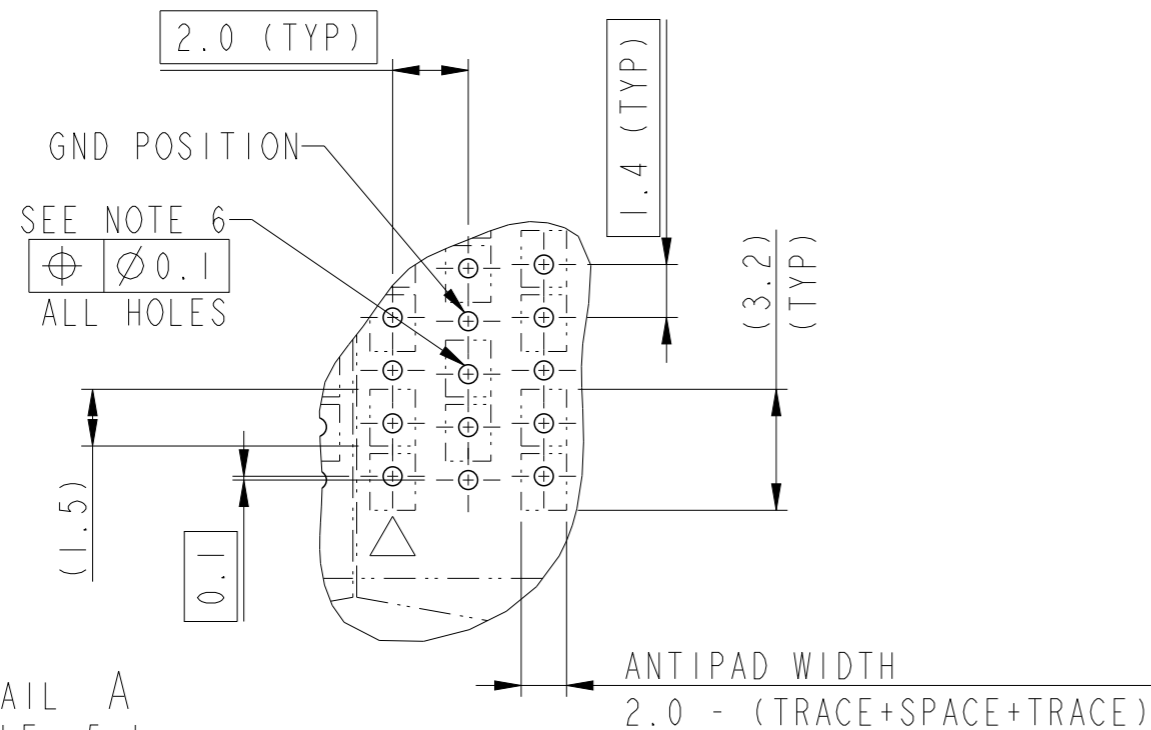
Copyright FCI.

spec ref	concept	dr	Matthew Cheong	2010/06/24	projection	mm	size	A3	scale	1:1
tolerance std	TOLERANCES UNLESS OTHERWISE SPECIFIED	eng	Matthew Cheong	2011/09/05			ecn no	-	rel level	Released
ISO 406 ISO 1101		chr	-	-						
surface	linear	appr	Chen-Hong Tan	2011/09/09	product family	AirMax VS	10114760		rev	A
ISO 1302	angular	www.fci.com		cat. no.	Product - Customer Drw		sheet 2 of 3			
	0.X ±									
	0.XX ±									
	0.XXX ±									
	0° ±									



SEE NOTE 12
 NOMINAL OUTLINE OF CONNECTOR
 SEE DETAIL A
 Triangle indicates position A1. SEE NOTE 11

RECOMMENDED PCB LAYOUT FOR DIFFERENTIAL APPLICATIONS COMPONENT SIDE (TWO ADJACENT FOOTPRINTS SHOWN)



DETAIL A
 SCALE 5:1

NOTES:

- CONNECTOR MATERIALS:
 HOUSING : HIGH TEMP THERMOPLASTIC, BLACK, UL94V-0
 CONTACT: COPPER ALLOY
- CONTACT PLATING:
 SEPARABLE INTERFACE: PERFORMANCE-BASED PLATING, QUALIFIED TO MEET THE REQUIREMENTS OF FCI PRODUCT SPECIFICATION GS-12-239, INCLUDING TELCORDIA GR-1217-CORE (NOV 1995)
 CENTRAL OFFICE TEST SEQUENCE.
 PRESS-FIT TAIL: TIN OVER NICKEL (LEAD FREE)
- PRODUCT SPECIFICATION: GS-12-239
- APPLICATION SPECIFICATION: GS-20-035 FLATROCK INSERTION INTO PCB BY APPLICATION TOOL.
- PRODUCT MARKING, (PARTNUMBER & LOTCODE).
- SEE CUSTOMER DRAWING 10045979 FOR INFORMATION ON PCB HOLE DIAMETER AND PLATING OPTIONS.
- LEAD FREE PRODUCT MEETS EUROPEAN UNION DIRECTIVE & OTHER COUNTRY REGULATIONS AS DESCRIBED IN GS-22-008.
- THE HOUSING SHOULD WITHSTAND EXPOSURE TO 260°C PEAK TEMPERATURE FOR 40 SECONDS IN A CONVECTION, INFRA-RED OR VAPOR PHASE REFLOW OVEN.
- PACKAGE PER GS-14-1086 AND GS-14-920 LEAD FREE LABELING SPEC.
- THERE IS NO GROUND BUSSING WITHIN THE CONNECTOR SYSTEM.
- IT IS RECOMMENDED TO PUT THIS VISIBLE LINE AND THE A1 INDICATION (TRIANGLE) ON THE PCB TO INDICATE PROPER ORIENTATION. OTHER VISIBLE POLARIZATION MARKS ARE A1 INDICATOR AND PRINTING SIDE. (SEE SHEET 2)

spec ref	concept	dr	Matthew Cheong	2010/06/24	projection	mm	size	A3	scale	1:1
tolerance std	TOLERANCES UNLESS OTHERWISE SPECIFIED	eng	Matthew Cheong	2011/09/05			ecn no	-	rel level	Released
ISO 406 ISO 1101		chr	-	-						
surface	linear	appr	Chen-Hong Tan	2011/09/09	product family	AirMax VS	rel level	Released	rev	A
ISO 1302	angular			AirMax VS VERTICAL HEADER 4 Pair, 96 pos, 2mm, 8 col SPC		www.fci.com	cat. no.	Product - Customer Drw	sheet 3 of 3	