

GENERAL DESCRIPTION

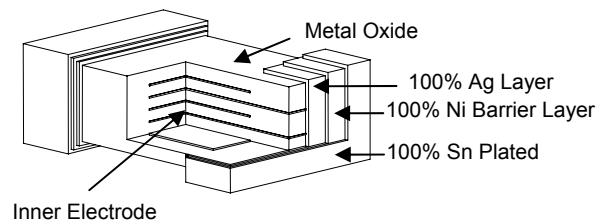
These Multi Layer Varistors are leadless, surface mount packages made of multiple layers of Zinc Oxide, with electrodes between them. They are used to help protect integrated circuits and other sensitive equipment. Their small size is ideal for high density printed circuit boards.

BENEFITS

- Help to protect equipment against typical ESD, EMC and EOS (Electrical Over Stress) events and transients
- Cost efficient assembly and protection
- Resistance to standard wave solder fluxes, provides excellent assembly solderability
- Longer battery life due to low leakage current

FEATURES

- Bidirectional clamping
- Compatible with standard surface mount methods
- Low and stable leakage current
- Quick response time (<1ns)
- High transient current capability
- RoHS Compliant



APPLICATIONS

- Protection of data and power lines in:
- Computer I/O ports and interfaces
 - Automotive electronic circuits
 - Telecom circuits
 - Industrial instrumentation

SYMBOL



MATERIALS INFORMATION

ROHS Compliant

Directive 2002/95/EC
Compliant

ELV Compliant

Directive 2000/53/EC
Compliant

Multi Layer Varistor Overvoltage Protection Device

Raychem Circuit Protection Products

PRODUCT: MLV1206-700K

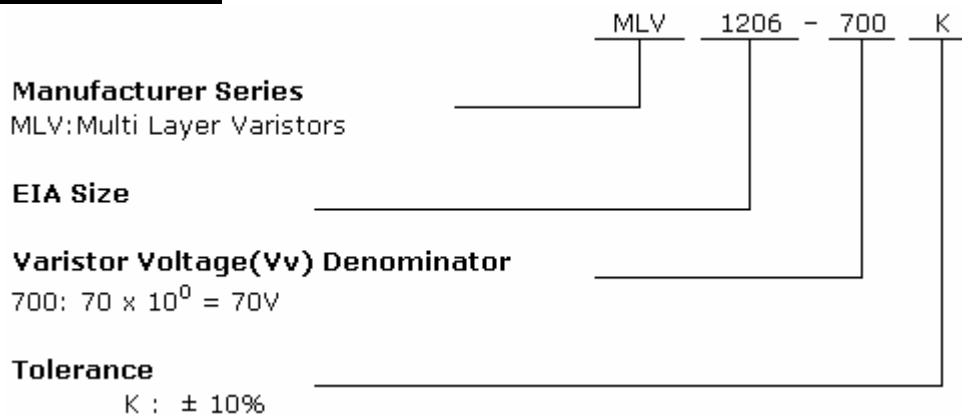
DOCUMENT: SCD 26512
PCN : RF0772
REV LETTER: D
REV DATE: AUGUST 10, 2007
PAGE NO.: 2 OF 4

Ratings @ (25± 5°C)

	Varistor Voltage	Maximum Working Voltage		Clamping Voltage	Max Peak Current	Max Transient Energy	Typical Capacitance
Symbol	Vv	V _{RMS}	V _{DC}	Vc	I _{max}	W _{max}	Cp ¹
Units	V	V	V	V	A	J	pF
Test Conditions	@ 1mA DC	<50µA	<50µA	@ 10A 8/20µ	8/20µs	10/1000µs	@ 1MHz
MLV1206-700K	70 ± 10 %	40	56	120	200	1.0	180

Note 1: Device capacitance measured with zero volt bias and 1 Vrms amplitude

PART NUMBERING



GENERAL CHARACTERISTICS

Operating Temperature: -55°+125°C

Storage Temperature: -55°+150°C

ENVIRONMENTAL CHARACTERISTICS

Characteristics	Specifications	Test Conditions
Bias Humidity	Δ Vv / Vv ≤ ± 10%	90%RH, 40°C, maximum working Voltage V _{DC} , 1000 hours
Thermal Shock	Δ Vv / Vv ≤ ± 10%	-55°C to 125°C, 30 min. cycle, 5 cycles
Full Load Voltage	Δ Vv / Vv ≤ ± 10%	Maximum working Voltage V _{DC} , 125°C, 1000 hours
Solderability	95% Coverage	230°C, 2s
Solder Heat Resistance	90% Coverage	260°C, 10s

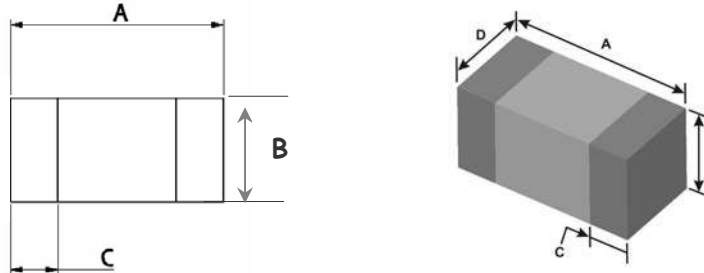
Multi Layer Varistor Overvoltage Protection Device

Raychem Circuit Protection Products

PRODUCT: MLV1206-700K

DOCUMENT: SCD 26512
 PCN : RF0772
 REV LETTER: D
 REV DATE: AUGUST 10, 2007
 PAGE NO.: 3 OF 4

DIMENSIONS

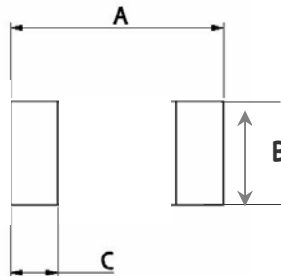


Drawing Not To Scale

	length A		Height B		Terminal Width C		Width D	
	MIN	MAX	MIN	MAX	MIN	MAX	MIN	MAX
mm:	3.0	3.4	--	1.7	0.25	0.75	1.4	1.8
in*:	(0.118)	(0.134)	--	(0.067)	(0.01)	(0.03)	(0.06)	(0.07)

* Rounded off approximation

RECOMMENDED PAD LAYOUT



	A	B	C
mm:	4.06	1.65	1.02
in*:	(0.160)	(0.065)	(0.040)

* Rounded off approximation



308 Constitution Drive
Menlo Park, CA 94025-1164
Phone: 800-227-4856
www.circuitprotection.com

Multi Layer Varistor Overvoltage Protection Device

Raychem Circuit Protection Products

PRODUCT: MLV1206-700K

DOCUMENT: SCD 26512
PCN : RF0772
REV LETTER: D
REV DATE: AUGUST 10, 2007
PAGE NO.: 4 OF 4

STORAGE CONDITION

Storage time: 12 months max

Storage temperature: 5 to 40°C

Relative humidity: 65% max

Information furnished is believed to be accurate and reliable. However, users should independently evaluate the suitability of each product for their applications. Tyco Electronics Corporation assumes no responsibility for the use of its product or for any infringement of patents or other rights of third parties resulting from the use of its product. No license is granted by implication or otherwise under any patent or proprietary right of Tyco Electronics except the right to use such product for the purpose for which it is sold. Tyco Electronics reserves the right to change or update, without notice, any information contained in this publication; to change, without notice, the design, construction, processing, or specification of any product; and to discontinue or limit production or distribution of any product. This publication supersedes and replaces all information previously supplied. Without express written consent by an officer of Tyco Electronics, Tyco Electronics does not authorize the use of any its products as components in nuclear facility applications, aerospace, or in critical life support devices or systems. Tyco Electronics' only obligations are those in the Tyco Electronics Standard Terms and Conditions of Sale and in no case will Tyco Electronics be liable for any incidental, indirect, or consequential damages arising from the sale, resale, use, or misuse of its products.