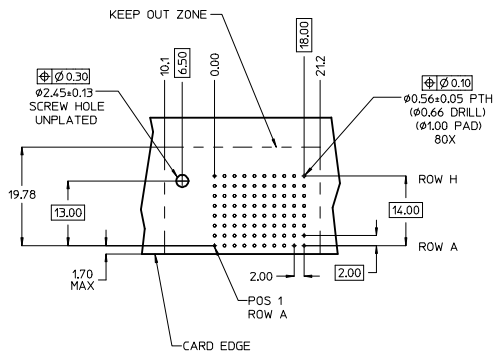
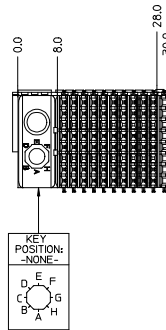
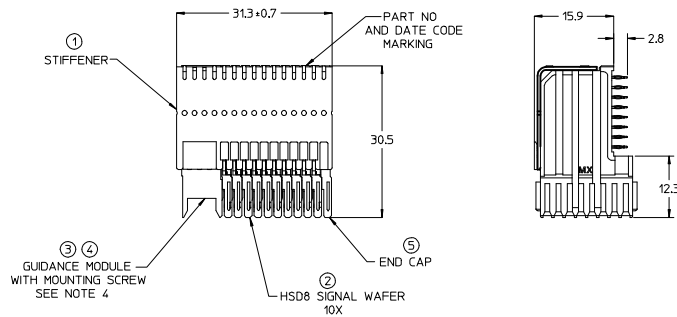


CUSTOMER: ECI



DAUGHTERCARD HOLE PATTERN
(CONNECTOR SIDE)

NOTES:

- MATERIALS: HOUSING - LIQUID CRYSTAL POLYMER (LCP), GLASS-FILLED, UL 94V-0.
TERMINALS - HIGH PERFORMANCE COPPER ALLOY.
STIFFENER - STAINLESS STEEL.
- FINISH: SELECTIVE GOLD (Au) IN CONTACT AREA,
0.76 micrometers MINIMUM THICKNESS,
SELECTIVE MATTE TIN (Sn) ON PCB TAILS,
NICKEL (Ni) UNDERPLATE OVERALL.
- PRODUCT CONFORMS TO MOLEX PRODUCT SPECIFICATION PS-74031-999.
- PARTS ARE PACKAGED PER PK-70873-5041.
MOUNTING SCREWS WILL BE BAGGED WITH EACH CONNECTOR.
- REFER TO MOLEX DOCUMENT SD-74681-002 FOR ADDITIONAL DETAIL ON THE HSD SIGNAL WAFER.
- REFER TO MOLEX DOCUMENT SD-74037-006 FOR ADDITIONAL DETAIL ON THE HSD GUIDANCE MODULE.
- REFER TO MOLEX DOCUMENT SD-74038-003 FOR ADDITIONAL DETAIL ON THE HSD END CAP.
- PRODUCT CONFORMS TO CLASS B REQUIREMENTS OF MOLEX COSMETIC SPECIFICATION PS-45499-002.

LEAD-FREE
PLATING

ITEM	PART NUMBER	DESCRIPTION	QTY
1	74046-0031	STIFFENER	1
2	74681-1001	HSD8 SIGNAL WAFER, LF	10
3	74037-0008	POLARIZING/GUIDE MODULE	1
4	73726-0000	GUIDE MODULE MNTG SCREW	1
5	74038-1001	END CAP	1

REV WAFER GEOMETRY IEC NO: UCP2013-1531 DRAWN BY: CHYKOWITZ CHECKED BY: APPR:SMILLER DATE: 2012/10/18 DATE: 2012/12/05 DATE: 2012/12/07	QUALITY SYMBOLS	GENERAL TOLERANCES (UNLESS SPECIFIED)	DIMENSION STYLE	SCALE	DESIGN UNITS	THIRD ANGLE PROJECTION
	▽=0	4 PLACES ± mm	MM ONLY	2:1	METRIC	
	▽=0	3 PLACES ± INCH				
	▽=0	2 PLACES ± 0.25				
		1 PLACE ± 0.38				
		0 PLACE ±				
		ANGULAR ±1/2°				
		DRAFT WHERE APPLICABLE MUST REMAIN WITHIN DIMENSIONS				
			MATERIAL NO.	DOCUMENT NO.		
			74680-0121	SD-74680-121		
						SHEET NO. 1 OF 1
			THIS DRAWING CONTAINS INFORMATION THAT IS PROPRIETARY TO MOLEX INCORPORATED AND SHOULD NOT BE USED WITHOUT WRITTEN PERMISSION			