

Surge protection device - PT-IQ-1X2-48DC-PT - 2801257

Please be informed that the data shown in this PDF Document is generated from our Online Catalog. Please find the complete data in the user's documentation. Our General Terms of Use for Downloads are valid (<http://phoenixcontact.com/download>)



Surge protection, consisting of protective plug and base element, with integrated multi-stage status indicator on the module for one 2-wire floating signal circuit.

The figure shows the PT-IQ-1x2-24DC-PT version



Key commercial data

Packing unit	1 pc
Custom tariff number	85363030
Country of origin	Germany

Technical data

Dimensions

Height	109.3 mm
Width	17.7 mm
Depth	77.5 mm
Horizontal pitch	1 Div.

Ambient conditions

Ambient temperature (operation)	-40 °C ... 70 °C
Ambient temperature (storage/transport)	-40 °C ... 85 °C
Degree of protection	IP20

General

Housing material	PA 6.6
Inflammability class according to UL 94	V0
Color	black
Mounting type	DIN rail mounting
Type	DIN rail module, two-section, divisible

Surge protection device - PT-IQ-1X2-48DC-PT - 2801257

Technical data

General

Direction of action	Line-Line & Line-Signal Ground/Shield & optional Signal Ground/Shield-Earth Ground
---------------------	--

Protective circuit

IEC test classification	C1
	C2
	C3
	D1
Nominal voltage U_N	48 V DC
Maximum continuous operating voltage U_C	53 V DC
	37 V AC
Nominal current I_N	300 mA (up to 70°C)
Operating effective current I_C at U_C	$\leq 5 \mu\text{A}$ (per system)
Residual current I_{PE}	$\leq 2 \mu\text{A}$ (per system)
Nominal discharge current I_n (8/20) μs (Core-Core)	10 kA
Nominal discharge current I_n (8/20) μs (Core-Earth)	10 kA
Impulse discharge current (10/350) μs , peak value I_{imp}	2.5 kA
Voltage protection level U_p (Core-Core)	$\leq 100 \text{ V}$ (C1 - 1 kV/500 A)
	$\leq 150 \text{ V}$ (C2 - 10 kV / 5 kA)
	$\leq 90 \text{ V}$ (C3 - 25 A)
Voltage protection level U_p (Core-Earth)	$\leq 600 \text{ V}$ (C1 - 1 kV/500 A)
	$\leq 750 \text{ V}$ (C2 - 10 kV / 5 kA)
	$\leq 700 \text{ V}$ (C3 - 25 A)
Voltage protection level U_p static (core-ground)	$\leq 60 \text{ V}$ (C2 - 10 kV / 5 kA)
	$\leq 40 \text{ V}$ (C3 - 25 A)
Response time t_A (Core-Core)	$\leq 1 \text{ ns}$
Response time t_A (Core-Earth)	$\leq 100 \text{ ns}$
Input attenuation a_E , sym.	typ. 0.3 dB ($\leq 450 \text{ kHz}/150 \Omega$)
Cut-off frequency f_g (3 dB), sym. in 150 Ohm system	typ. 1.9 MHz
Capacity (Core-Core)	typ. 1.5 nF
Resistance in series	1.2 $\Omega \pm 5 \%$ (per path)
Surge protection fault message	Optical, multi-stage
Max. required back-up fuse	315 mA (FF)
Surge carrying capacity in acc. with IEC 61643-21 (Core-Core)	C3 - 25 A
Surge carrying capacity in acc. with IEC 61643-21 (Core-Earth)	C2 - 10 kA
	D1 - 2,5 kA
	C3 - 25 A

Surge protection device - PT-IQ-1X2-48DC-PT - 2801257

Technical data

Protective circuit

Pulse reset time t_r in acc. with IEC 61643-21 (Core-Core)	≤ 300 ms
Pulse reset time t_r in acc. with IEC 61643-21 (Core-Earth)	≤ 4000 ms
Overload failure mode as per IEC 61643-21 (plug)	2

Connection data

Connection method	Push-in connection
Connection type IN	Push-in connection
Connection type OUT	Push-in connection
Stripping length	10 mm
Conductor cross section stranded min.	0.2 mm ²
Conductor cross section stranded max.	2.5 mm ²
Conductor cross section solid min.	0.2 mm ²
Conductor cross section solid max.	4 mm ²
Conductor cross section AWG/kcmil min.	24
Conductor cross section AWG/kcmil max	12

Connection, equipotential bonding

Connection method	NS 35 DIN rail or connection terminal block
-------------------	---

Classifications

eCl@ss

eCl@ss 4.0	27140201
eCl@ss 4.1	27130801
eCl@ss 5.0	27130801
eCl@ss 5.1	27130801
eCl@ss 6.0	27130807
eCl@ss 7.0	27130807
eCl@ss 8.0	27130807

ETIM

ETIM 3.0	EC000943
ETIM 4.0	EC000943
ETIM 5.0	EC000943

UNSPSC

UNSPSC 6.01	30212010
UNSPSC 7.0901	39121610
UNSPSC 11	39121610

Surge protection device - PT-IQ-1X2-48DC-PT - 2801257

Classifications

UNSPSC

UNSPSC 12.01	39121610
UNSPSC 13.2	39121620

Approvals

Approvals


Approvals

UL Listed

Ex Approvals

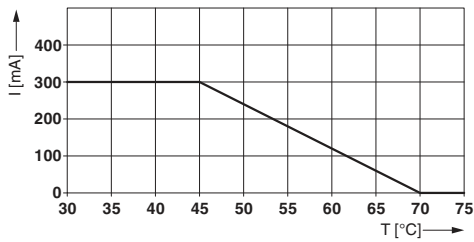
Approvals submitted

Approval details

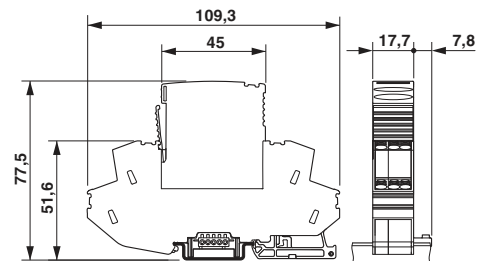
UL Listed 

Drawings

Diagram



Dimensioned drawing



Surge protection device - PT-IQ-1X2-48DC-PT - 2801257

Circuit diagram

