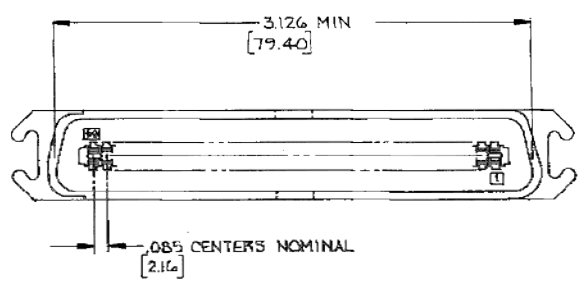
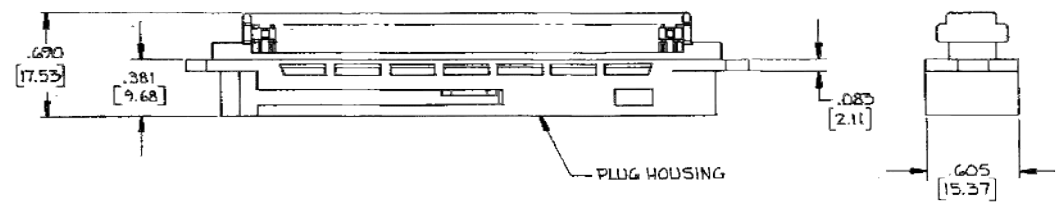
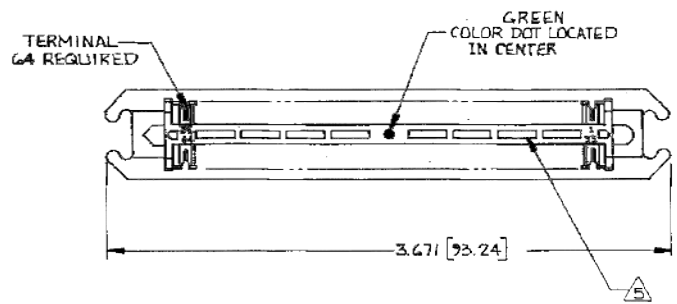


THIS DRAWING IS UNPUBLISHED. RELEASED FOR PUBLICATION  
 © COPYRIGHT BY TYCO ELECTRONICS CORPORATION. ALL RIGHTS RESERVED.

LOC		DIST		REVISIONS			
#	LTR	DESCRIPTION	DATE	DWN	APVD		
GP	00	J	REVISED PER ECC-08-007327	27JAN2009	ZMR/WLM		



1. THE CONTACT SURFACES OF THE TERMINALS ARE COATED WITH LUBRICANT.
2. ALL DIMENSIONS SHOWN ARE FOR REFERENCE ONLY UNLESS OTHERWISE SPECIFIED.
3. MATERIAL:  
 HOUSING - POLYPHENYLENE OXIDE (BLACK)  
 TERMINALS - BERYLLIUM COPPER PLATED WITH EITHER .000030 [0.76µm] MIN GOLD OR GOLD FLASH OVER PALLADIUM NICKEL .000030 [0.76µm] MIN TOTAL, IN LOCALIZED GOLD PLATED AREA. .000050 [1.27µm] MIN NICKEL UNDERPLATE OVER ENTIRE TERMINAL.
4. WIRE SIZE: 22 AWG SOLID OR 22 AWG 7 STRANDS OF COPPER CONDUCTORS. MAX INSULATION DIAMETER OF .045 IS ACCEPTABLE FOR MOST APPLICATIONS.
5. CORING MAY OR MAY NOT APPEAR AND IS AT THE DISCRETION OF TYCO ELECTRONICS.
6. DIMENSIONS IN BRACKETS [ ] ARE MILLIMETERS.

AS SHOWN	552320-1
DESCRIPTION	PART NO

THIS DRAWING IS A CONTROLLED DOCUMENT.		DWN D. BUTNER 5-3-90	Tyco Electronics Corporation Harrisburg, PA 17105-3608	
DIMENSIONS: INCHES		CHK A. HOLT 5-15-90	NAME	
TOLERANCES UNLESS OTHERWISE SPECIFIED:		APVD J. TRAMMEL 5-17-90	PRODUCT SPEC	
0 PLC ± .0005		APPLICATION SPEC		
1 PLC ± .0010		WEIGHT		
2 PLC ± .0015		SIZE CAGE CODE DRAWING NO		
3 PLC ± .0020		A2 00779 C-552320		
4 PLC ± .0030		RESTRICTED TO		
ANGLES ± .0005		CUSTOMER DRAWING		
FINISH		SCALE NTS SHEET 1 OF 1 REV J		

552320