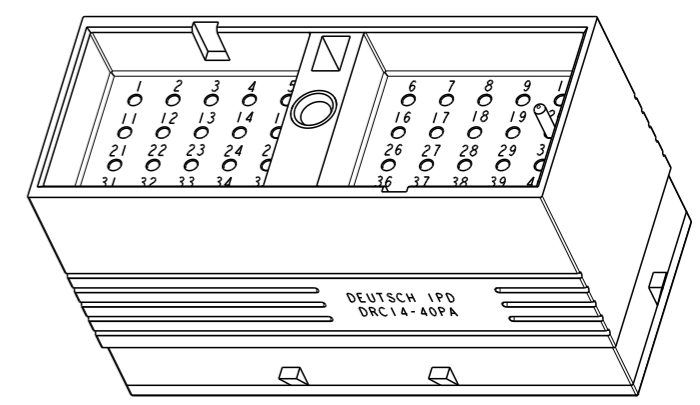
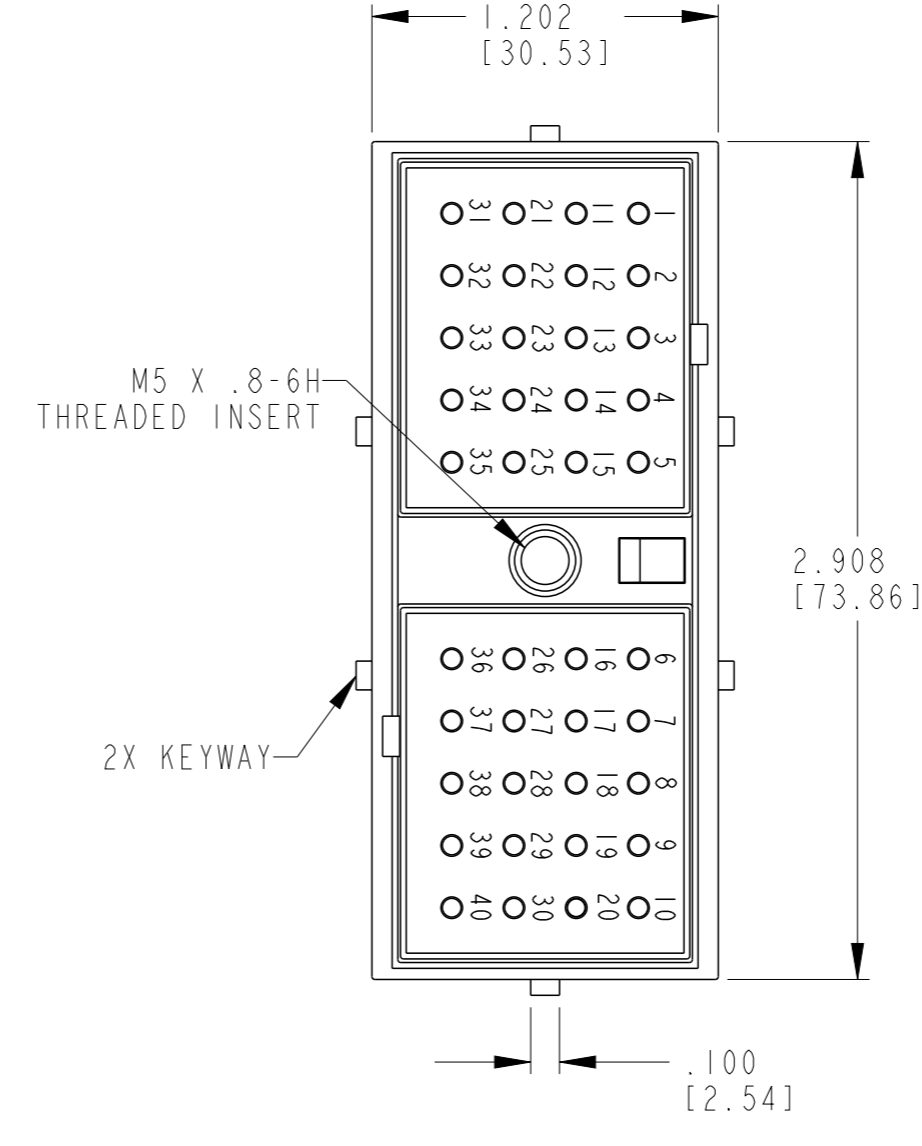
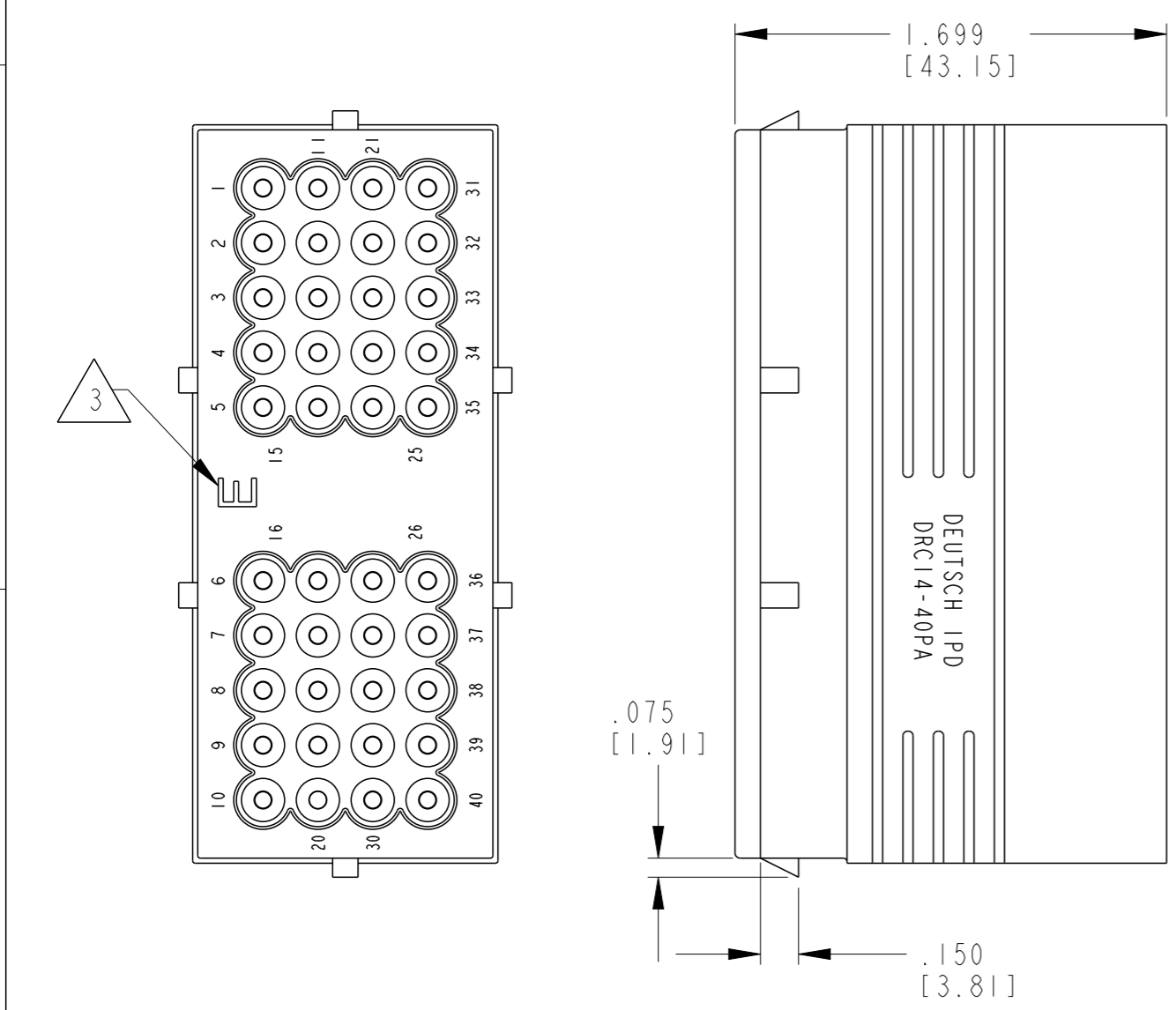


THIS DRAWING IS UNPUBLISHED. RELEASED FOR PUBLICATION 2017  
 © COPYRIGHT 2017 BY - TE CONNECTIVITY ALL RIGHTS RESERVED.

REVISIONS					
P	LTR	DESCRIPTION	DATE	DWN	APVD
	C	REVISED PER PCN E-17-009663	08JUN2017	CM	DM

SEAL TYPE	CONTACT SIZE	MIN. INSUL. OD [mm]	MAX. INSUL. OD [mm]	WIRE RANGE [mm <sup>2</sup> ] REF ONLY
3	NORMAL	.100 [2.540]	.134 [3.404]	14-20 AWG [2.0-.50]
E	16	.053 [1.346]	.120 [3.048]	14-20 AWG [2.0-.50]



5. FOR CONTACT AND WIRE PERFORMANCE AND APPLICATION CHARACTERISTICS, SEE DRAWING 0425-015-0000.
4. MATERIAL: HOUSING: PLASTIC; GROMMET: RUBBER; INSERT: STEEL.
3. WHEN X = E: MARK LETTER "E" IDENTIFIES "E" WIRE SEAL. WHEN X = BLANK: IDENTIFIES "NORMAL" WIRE SEAL
2. THIS RECEPTACLE MATES WITH DRC16-40S-XXXX; DRC18-40SA-XXXX PLUGS. (XXXX= ALL MODIFICATIONS) CONSULT FACTORY FOR MODS.
1. RECEPTACLE IS SUPPLIED WITH DUST CAP (NOT SHOWN).

TE INTERNAL PN	DEUTSCH PN
DRC14-40PA	DRC14-40PA
DRC14-40PAE	DRC14-40PAE

NOTES:

THIS DRAWING IS A CONTROLLED DOCUMENT.		DWN J. APOSTOL 29OCT2012			
DIMENSIONS: INCHES [mm]		CHK D. HASIBUAN 05NOV2012			
TOLERANCES UNLESS OTHERWISE SPECIFIED:		APVD D. MEYER 06NOV2012			
0 PLC ± 1 PLC ± 2 PLC ± 3 PLC ±.025 [.635] 4 PLC ± ANGLES ±0°30'0"		PRODUCT SPEC -			
MATERIAL 4		APPLICATION SPEC -		NAME RECEPTACLE, INLINE 40 SIZE 16 DRC SERIES KEY ARRANGEMENT -A-	
FINISH		WEIGHT -		SIZE A3	CAGE CODE 4AFU8
CUSTOMER DRAWING		SCALE 1.5:1		DRAWING NO. DRC14-40PAX	RESTRICTED TO -
		SHEET 1 OF 1		REV C	