

181270-2 ✓ ACTIVE

AMPMODU | AMPMODU IV/V

TE Internal #: 181270-2

Connector Contact, Socket, Wire-to-Board, 23 – 26 AWG Wire Size,
509.5 – 254.1 CMA Wire Size, .32 – .13 mm² Wire Size, Gold, Reel,
AMPMODU IV/V

[View on TE.com >](#)



Connectors > PCB Connectors > Wire-to-Board Connectors > Wire-to-Board Connector Contacts



Contact Type: **Socket**

Connector System: **Wire-to-Board**

Wire Size: **.32 – .13 mm²**

Features

Product Type Features

Connector System	Wire-to-Board
Connector & Contact Terminates To	Wire & Cable

Electrical Characteristics

Termination Resistance	7 mΩ
Insulation Resistance	5000 MΩ
Dielectric Withstanding Voltage (Max)	750 V
Operating Voltage	40 VAC

Contact Features

Mating Square Post Dimension	.63 mm[.025 in]
Contact Retention Within Housing	With
Wire Contact Termination Area Plating Material	Gold Flash
Contact Mating Area Plating Material Thickness	.4 μm[15 μin]
Contact Base Material	Phosphor Bronze
Contact Type	Socket
Contact Mating Area Plating Material	Gold



Contact Current Rating (Max)	3 A
------------------------------	-----

Termination Features

Termination Method to Wire & Cable	Crimp
------------------------------------	-------

Mechanical Attachment

Contact Retention Type Within Housing	Locking Lance
---------------------------------------	---------------

Wire Insulation Support	With
-------------------------	------

Connector Mounting Type	Cable Mount (Free-Hanging)
-------------------------	----------------------------

Dimensions

Compatible Insulation Diameter Range	.9 – 1.55 mm [.035 – .061 in]
--------------------------------------	-------------------------------

Wire Size	.32 – .13 mm ²
-----------	---------------------------

Usage Conditions

Operating Temperature Range	-40 – 80 °C [-40 – 176 °F]
-----------------------------	----------------------------

Operation/Application

Circuit Application	Signal
---------------------	--------

Packaging Features

Packaging Method	Reel
------------------	------

Product Compliance

[For compliance documentation, visit the product page on TE.com>](#)

EU RoHS Directive 2011/65/EU	Compliant
------------------------------	-----------

EU ELV Directive 2000/53/EC	Compliant
-----------------------------	-----------

China RoHS 2 Directive MIIT Order No 32, 2016	No Restricted Materials Above Threshold
---	---

EU REACH Regulation (EC) No. 1907/2006	Current ECHA Candidate List: JUNE 2023 (235) Candidate List Declared Against: JAN 2023 (233) Does not contain REACH SVHC
--	--

Halogen Content	Low Halogen - Br, Cl, F, I < 900 ppm per homogenous material. Also BFR/CFR/PVC Free
-----------------	---















Solder Process Capability	Not applicable for solder process capability
---------------------------	--

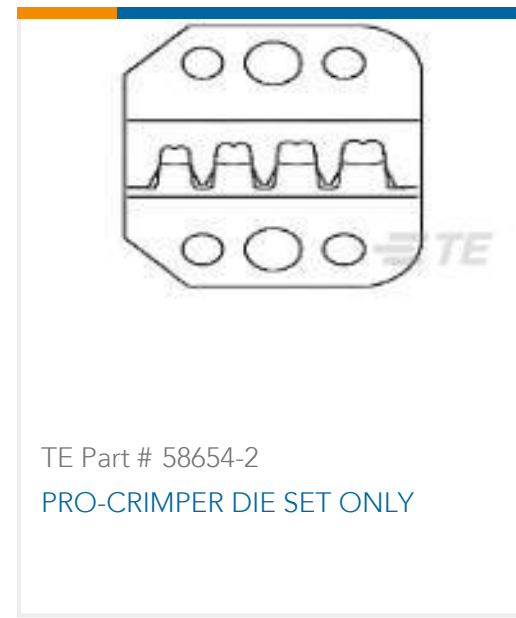
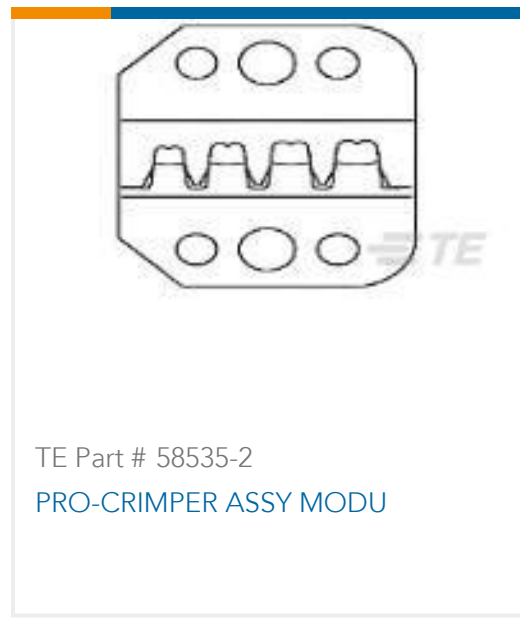
Product Compliance Disclaimer

This information is provided based on reasonable inquiry of our suppliers and represents our current actual knowledge based on the information they provided. This information is subject to change. The part numbers that TE has identified as EU RoHS compliant have a maximum concentration of 0.1% by weight in homogenous materials for lead, hexavalent

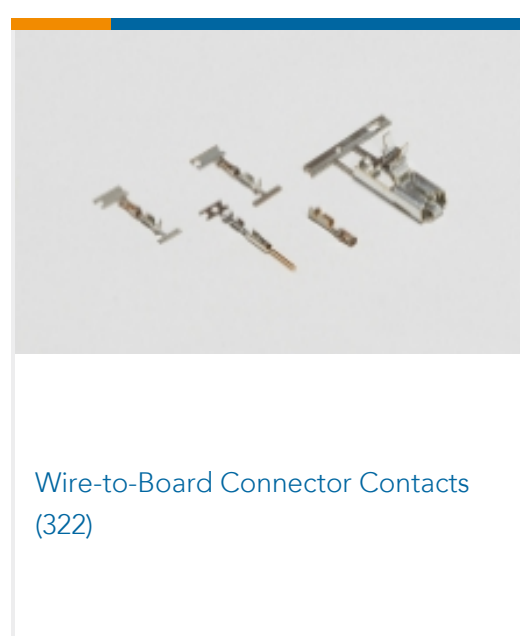
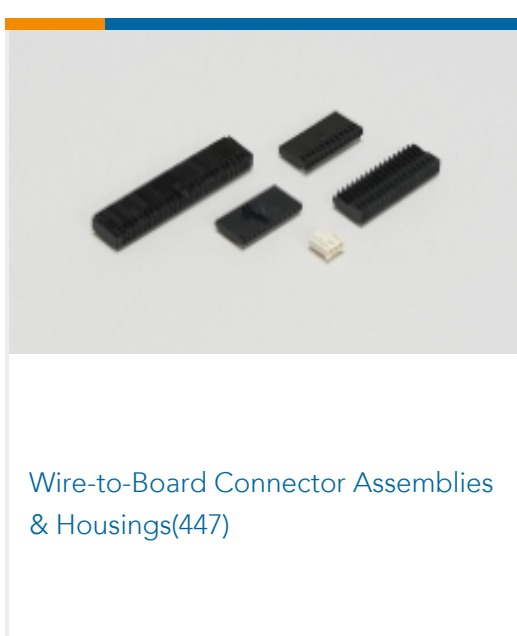



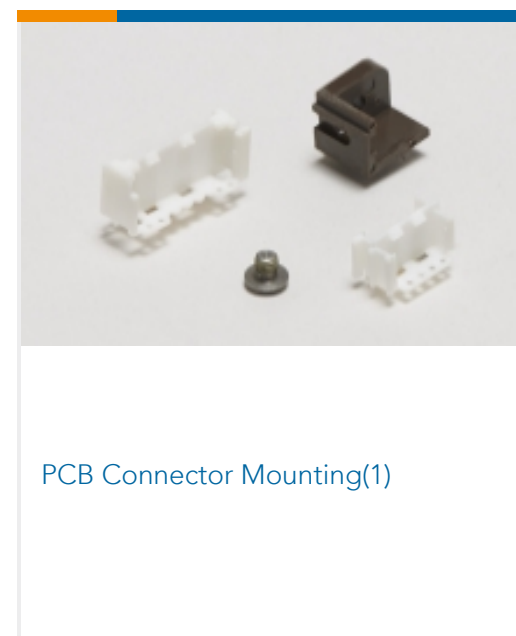
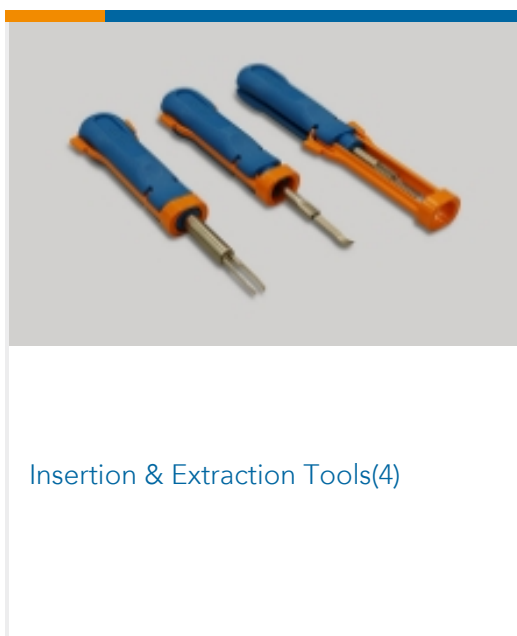

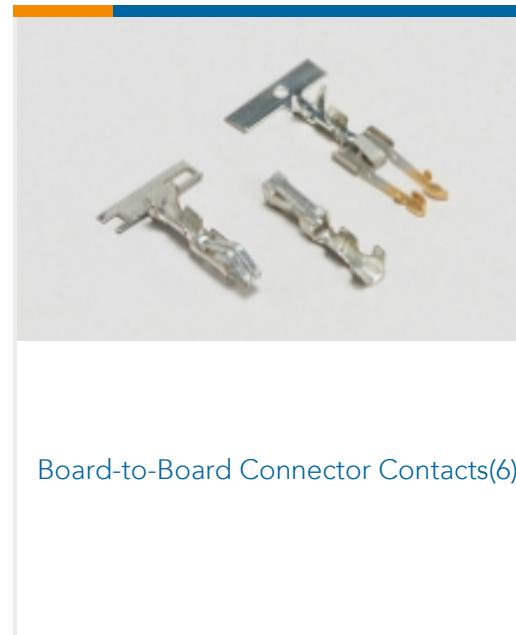
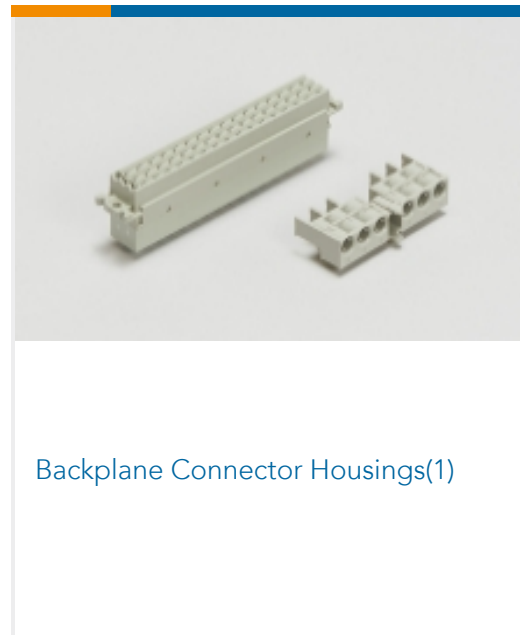
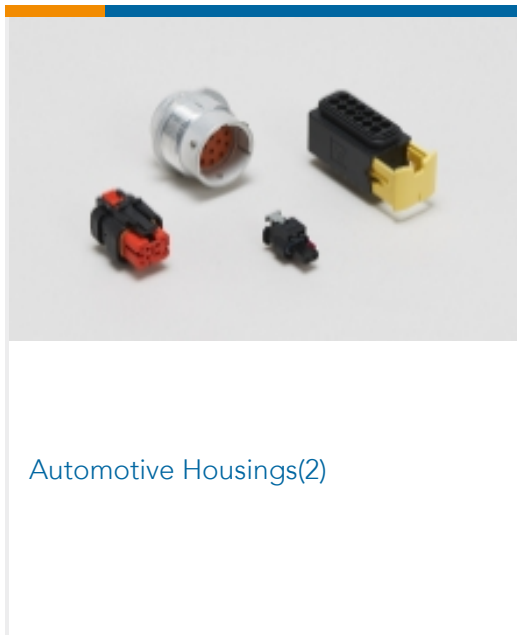
chromium, mercury, PBB, PBDE, DBP, BBP, DEHP, DIBP, and 0.01% for cadmium, or qualify for an exemption to these limits as defined in the Annexes of Directive 2011/65/EU (RoHS2). Finished electrical and electronic equipment products will be CE marked as required by Directive 2011/65/EU. Components may not be CE marked. Additionally, the part numbers that TE has identified as EU ELV compliant have a maximum concentration of 0.1% by weight in homogenous materials for lead, hexavalent chromium, and mercury, and 0.01% for cadmium, or qualify for an exemption to these limits as defined in the Annexes of Directive 2000/53/EC (ELV). Regarding the REACH Regulation, the information TE provides on SVHC in articles for this part number is based on the latest European Chemicals Agency (ECHA) 'Guidance on requirements for substances in articles' posted at this URL: <https://echa.europa.eu/guidance-documents/guidance-on-reach>

Compatible Parts

 <p>TE Part # 58535-1 PRO-CRIMPER ASSY MODU MODII</p>	 <p>TE Part # 280514 AMPMODU II REC. HSG, SINGLE ROW, 12 POS.</p>	 <p>TE Part # 280366 AMPMODU II REC. HSG DUAL ROW, 16 POS.</p>	 <p>TE Part # 280365 AMPMODU, DBL ROW, CONTACT REC</p>
 <p>TE Part # 280361 AMPMODU II REC. HSG, SINGLE ROW 8 POS</p>	 <p>TE Part # 280515 AMPMODU II REC. HSG, DUAL ROW, 24 POS.</p>	 <p>TE Part # 280360 AMPMODU II REC. HSG, SINGLE ROW 6 POS</p>	 <p>TE Part # 280513 AMPMODU II REC. HSG, DUAL ROW, 18 POS</p>
 <p>TE Part # 280359 AMPMODU II REC. HSG, SINGLE ROW, 4 POS.</p>	 <p>TE Part # 280368 AMPMODU II REC. HSG, DUAL ROW, 30 POS.</p>	 <p>TE Part # 280363 AMPMODU II REC. HSG, SINGLE ROW, 15 POS.</p>	 <p>TE Part # 284123-1 AMPMODU II REC. HSG, DUAL ROW, 10 POS.</p>
 <p>TE Part # 58654-1 PRO-CRIMP TL & DIE MOD II</p>	 <p>TE Part # 280362 AMPMODU II REC. HSG, SINGLE ROW, 10 POS.</p>	 <p>TE Part # 280358 AMPMODU II REC. HSG, SINGLE ROW 2 POS</p>	 <p>TE Part # 280512 AMPMODU II REC. HSG, SINGLE ROW, 9 POS.</p>



Also in the Series | AMPMODU IV/V



Customers Also Bought



TE Part #280514
AMPMODU II REC. HSG, SINGLE
ROW, 12 POS.



TE Part #280366
AMPMODU II REC. HSG DUAL ROW,
16 POS.



TE Part #280365
AMPMODU, DBL ROW, CONTACT
REC



TE Part #280359
AMPMODU II REC. HSG, SINGLE
ROW, 4 POS.



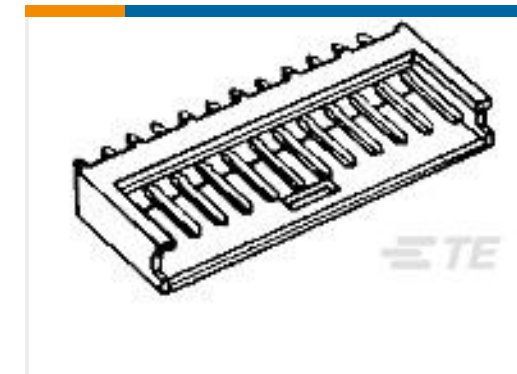
TE Part #1-2842166-0
10P, 2MM, SHRD HDR, DRRT, 0.1AU, TB



TE Part #9-2176397-5
3502 8K2 1%



TE Part #3-1879234-8
SMF5 18K 5%



TE Part #280371-2
4P AMPMODU II SHRD HDR, ST, 0.38
AU

Documents

Product Drawings

MOD II CONTACT L.P.

English

CAD Files

3D PDF

3D

Customer View Model

[ENG_CVM_CVM_181270-2_AN_c-181270-2-an.2d_dxf.zip](#)

English

Customer View Model

[ENG_CVM_CVM_181270-2_AN_c-181270-2-an.3d_igs.zip](#)

English

Customer View Model

[ENG_CVM_CVM_181270-2_AN_c-181270-2-an.3d_stp.zip](#)

English

By downloading the CAD file I accept and agree to the [Terms and Conditions](#) of use.

Product Specifications

Application Specification

English

Product Environmental Compliance

MOD II CONTACT L.P.

English

MOD II CONTACT L.P.

English

181270-2

Connector Contact, Socket, Wire-to-Board, 23 – 26 AWG Wire Size, 509.5 – 254.1
CMA Wire Size, .32 – .13 mm² Wire Size, Gold, Reel, AMPMODU IV/V

