

1969443-9 ✓ ACTIVE

Economy Power 2.5


TE Internal #: 1969443-9

PCB Latches, Locks & Retainers, TPA (Terminal Position Assurance),
9 Position, .098 in [2.5 mm] Centerline, 1 Row, Economy Power 2.5

[View on TE.com >](#)



Connectors > PCB Connectors > PCB Connector Accessories > PCB Connector Hardware > PCB Latches, Locks & Retainers



Connector & Contact Retention Accessory Type: **TPA (Terminal Position Assurance)**

Number of Positions: **9**

Centerline (Pitch): **2.5 mm [.098 in]**

Number of Rows: **1**

Operating Temperature Range: **-55 – 105 °C [-67 – 221 °F]**

Features

Product Type Features

| | |
|--|-----------------------------------|
| Connector & Contact Retention Accessory Type | TPA (Terminal Position Assurance) |
|--|-----------------------------------|

Configuration Features

| | |
|---------------------|---|
| Number of Positions | 9 |
| Number of Rows | 1 |

Body Features

| | |
|--------------------------|----------|
| Primary Product Material | Nylon GF |
| Primary Product Color | Black |

Housing Features

| | |
|--------------------|-----------------|
| Centerline (Pitch) | 2.5 mm[.098 in] |
|--------------------|-----------------|

Dimensions

| | |
|----------------|------------------|
| Product Length | 21.9 mm[.862 in] |
| Product Height | 2.51 mm[.099 in] |

Usage Conditions

| | |
|-----------------------------|----------------------------|
| Operating Temperature Range | -55 – 105 °C[-67 – 221 °F] |
|-----------------------------|----------------------------|



Industry Standards

| | |
|------------------|-------------------------------|
| Glow Wire Rating | Standard Part - Not Glow Wire |
|------------------|-------------------------------|

Packaging Features

| | |
|--------------------|-----|
| Packaging Quantity | 800 |
| Packaging Method | Bag |

Product Compliance

[For compliance documentation, visit the product page on TE.com>](#)

| | |
|---|---|
| EU RoHS Directive 2011/65/EU | Compliant |
| EU ELV Directive 2000/53/EC | Compliant |
| China RoHS 2 Directive MIIT Order No 32, 2016 | No Restricted Materials Above Threshold |
| EU REACH Regulation (EC) No. 1907/2006 | Current ECHA Candidate List: JUNE 2023 (235) Candidate List Declared Against: JUNE 2023 (235) Does not contain REACH SVHC |
| Halogen Content | Not Low Halogen - contains Br or Cl > 900 ppm. |
| Solder Process Capability | Not applicable for solder process capability |


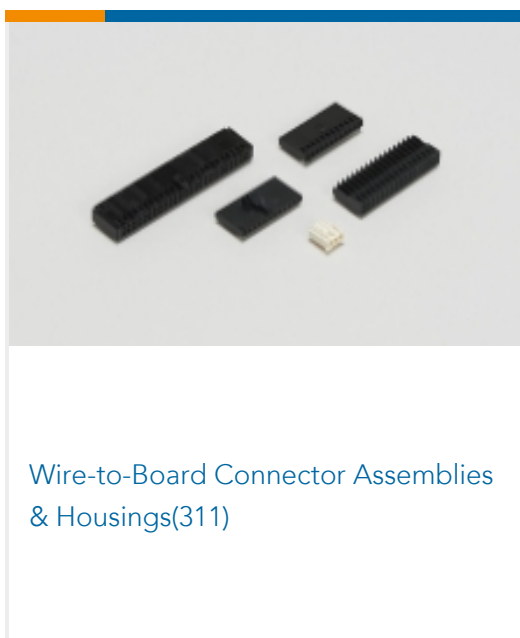
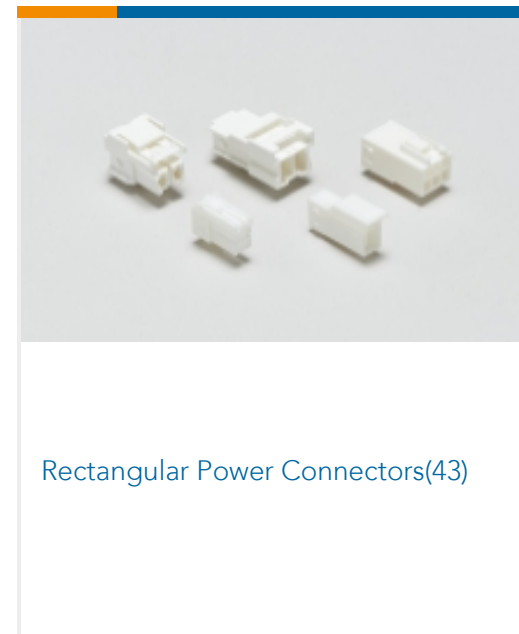

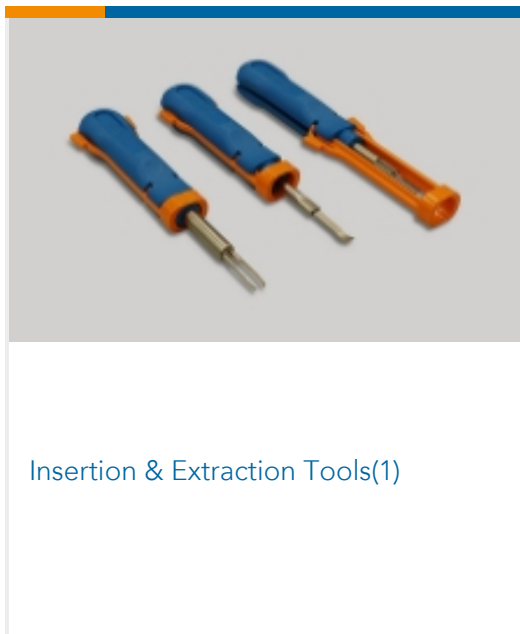
Product Compliance Disclaimer

This information is provided based on reasonable inquiry of our suppliers and represents our current actual knowledge based on the information they provided. This information is subject to change. The part numbers that TE has identified as EU RoHS compliant have a maximum concentration of 0.1% by weight in homogenous materials for lead, hexavalent chromium, mercury, PBB, PBDE, DBP, BBP, DEHP, DIBP, and 0.01% for cadmium, or qualify for an exemption to these limits as defined in the Annexes of Directive 2011/65/EU (RoHS2). Finished electrical and electronic equipment products will be CE marked as required by Directive 2011/65/EU. Components may not be CE marked. Additionally, the part numbers that TE has identified as EU ELV compliant have a maximum concentration of 0.1% by weight in homogenous materials for lead, hexavalent chromium, and mercury, and 0.01% for cadmium, or qualify for an exemption to these limits as defined in the Annexes of Directive 2000/53/EC (ELV). Regarding the REACH Regulation, the information TE provides on SVHC in articles for this part number is based on the latest European Chemicals Agency (ECHA) 'Guidance on requirements for substances in articles' posted at this URL: <https://echa.europa.eu/guidance-documents/guidance-on-reach>

Compatible Parts



Also in the Series | Economy Power 2.5



Customers Also Bought





TE Part #1-1969443-0
EP 2.5 TPA Retainer, 10 Pos



TE Part #1217039-1
TIMER CONNECTOR GEN 3 18-14
POST-TPBR



TE Part #2238155-1
POS LOCK 250 Rec, MKII, 18-14 TPBR

Documents

CAD Files

3D PDF

3D

Customer View Model

[ENG_CVM_CVM_1969443-9_B.2d_dxf.zip](#)

English

Customer View Model

[ENG_CVM_CVM_1969443-9_B.3d_igs.zip](#)

English

Customer View Model

[ENG_CVM_CVM_1969443-9_B.3d_stp.zip](#)

English

By downloading the CAD file I accept and agree to the [Terms and Conditions](#) of use.

Datasheets & Catalog Pages

[7-1773461-6_EP2.5_Connector_Series](#)

English

Product Specifications

[Application Specification](#)

English

Product Environmental Compliance

[TE Material Declaration](#)

English

Instruction Sheets

[Instruction Sheet \(U.S.\)](#)

English