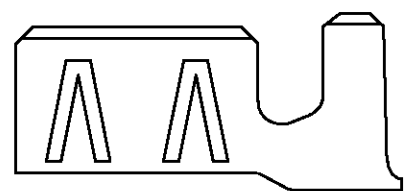
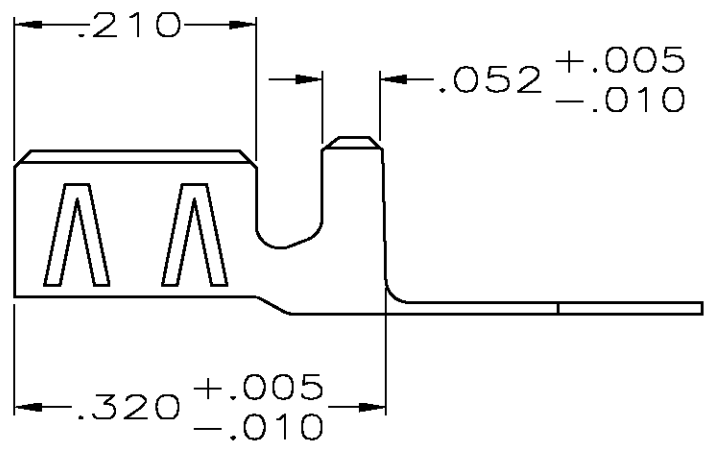
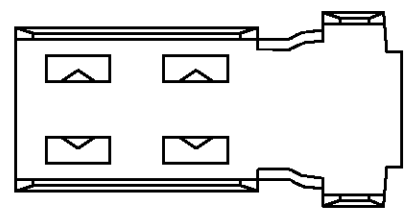
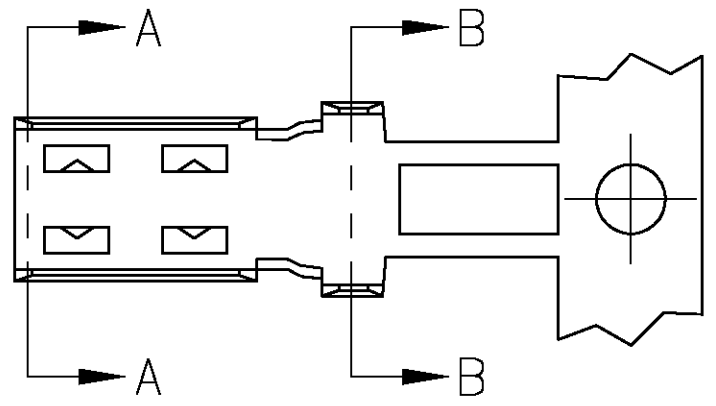


THIS DRAWING IS UNPUBLISHED. RELEASED FOR PUBLICATION
 © COPYRIGHT BY TYCO ELECTRONICS CORPORATION. ALL RIGHTS RESERVED.

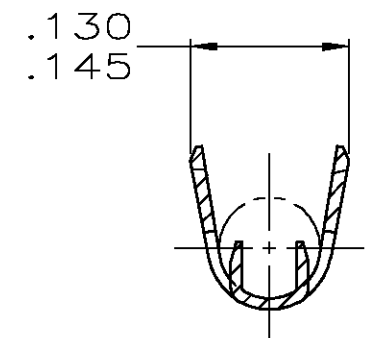
LOC	DIST	REVISIONS					
		P	LTR	DESCRIPTION	DATE	DWN	APVD
AJ	16		L	REV PER OS14-0202-04	14MAY04	JDP	JL



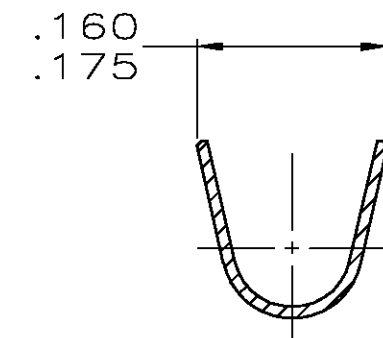
VIEW C

VIEW D
(SAME AS VIEW C EXCEPT AS SHOWN)

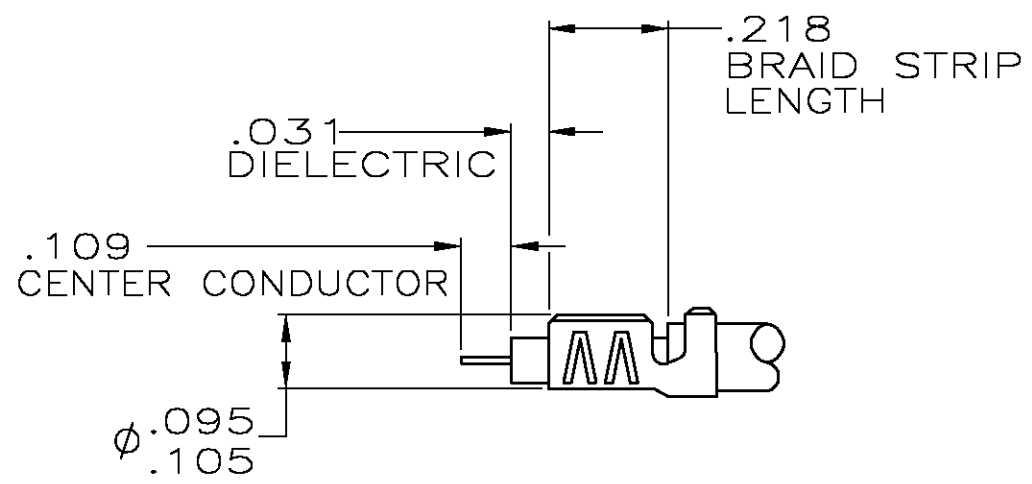
- ACCEPTS COAX CABLE WITH .095-.122 O.D. JACKETS AND .055-.077 DIELECTRIC O.D. AND A #25 SOLID CENTER CONDUCTOR
- BRASS PER MIL-C-50, (.010 THK).
- TIN-LEAD PLATE PER MIL-P-81728 OVER NICKEL PLATE PER QQ-N-290.
- TIN PLATE PER ASTM B-545
- INSTRUCTION SHEET NO.: 408-2472-1.



SECTION A-A



SECTION B-B



ASSEMBLED VIEW

FINISH	TYPE	VIEW	PART NUMBER
4	ON STRIP	C	9-226286-1
4	LOOSE PIECE	D	9-226286-0
3	LOOSE PIECE	D	226286-3
3	ON STRIP	C	226286-2

THIS DRAWING IS A CONTROLLED DOCUMENT.		DWN M. O'BRINE 18FEB00	Tyco Electronics Corporation Harrisburg, Pa 17105-3608	
DIMENSIONS: INCHES		CHK J. LIPPERT 18FEB00		
TOLERANCES UNLESS OTHERWISE SPECIFIED:		APVD J. LIPPERT 18FEB00	NAME PICK TYPE-BRAID TERMINATION	
0 PLC ± - 1 PLC ± - 2 PLC ± - 3 PLC ± .008 4 PLC ± - ANGLES ± -		PRODUCT SPEC -	SIZE A3	
MATERIAL -		FINISH SEE TABLE	CAGE CODE 00779	DRAWING NO C-226286
		WEIGHT -	RESTRICTED TO -	
CUSTOMER DRAWING			SCALE 6:1	SHEET 1 OF 1
			REV L	