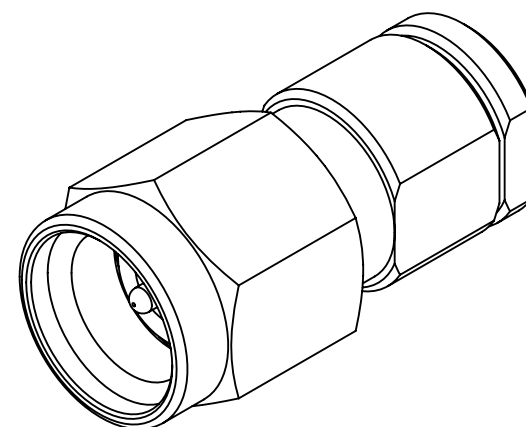
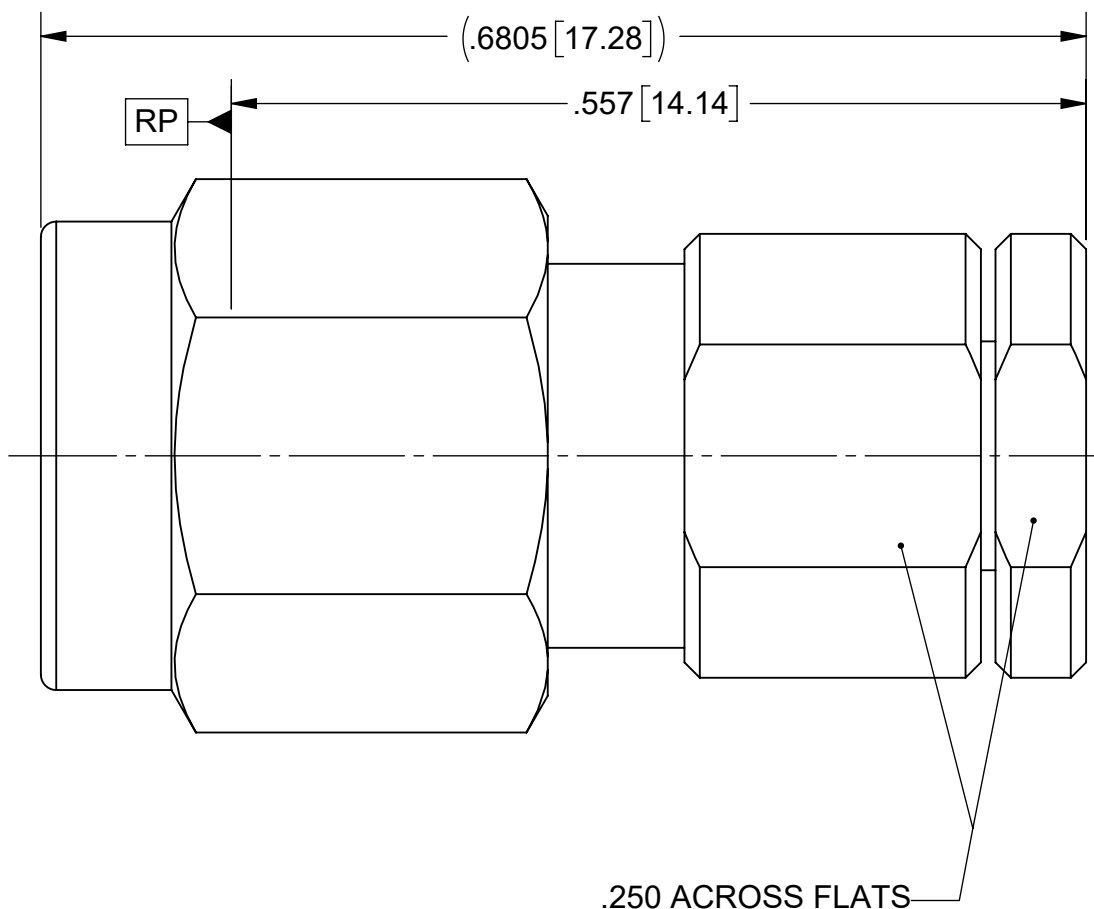
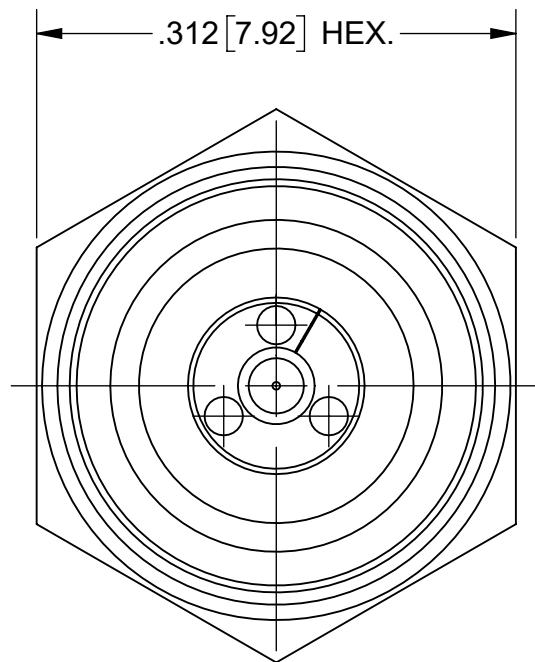


PRODUCT DATA DRAWING

REVISION HISTORY			
REV	DESCRIPTION	DATE	APPROVED
C	REV. DCN 42607	08/22/16	STW
D	DCN 49055	05/19	STW
E	DCN 49585	01/20	DAL



MATERIAL:

BODY, SLEEVE, CLAMP
NUT & COUPLING NUT: STAINLESS STEEL PER AMS 5640, ALLOY No. UNS S30300, TYPE 1, OR ASTM A582, TYPE 303, CONDITION A.

LOCK RING, CONTACT & FERRULE: BERYLLIUM COPPER PER ASTM B196, ALLOY No. UNS C17300, TD04

BEAD: POLYETHERIMIDE(ULTEM 1000) PER ASTM D5205

GASKET: SILICONE RUBBER PER A-A-59588, CLASS 2B, GRADE 60/70

FINISH:

BODY, SLEEVE, CLAMP
NUT & COUPLING NUT: PASSIVATED PER AMS 2700.

CONTACT & FERRULE: GOLD PER ASTM B 488, TYPE II, CODE C, CLASS .76, OVER NICKEL PER AMS-QQ-N-290, CLASS 1, .00005" MIN.

PERFORMANCE:

IMPEDANCE: 50 OHMS
FREQ. RANGE: DC TO 40 GHz

MATERIAL: SEE NOTES	DIMENSIONS ARE IN INCHES TOLERANCES: FRACTIONAL: ±1/64 ANGULAR: X° ±1'0" X°X' ±15'	UNLESS OTHERWISE SPECIFIED 1) ALL DIMENSIONS ARE IN INCHES (MILLIMETERS) 2) ALL DIMENSIONS ARE AFTER PLATING. 3) BREAK CORNERS & EDGES .005 R. MAX. 4) CHAM. 1ST & LAST THREADS. 5) SURFACE ROUGHNESS 63-MIL-STD-10. 6) DIA: 'S ON COMMON CENTERS TO BE CONCENTRIC WITHIN .005 T.I.R. 7) REMOVE ALL BURRS	 www.svmicrowave.com TITLE: SVK (2.92 MM) STRIAIGHT JACK FOR Ø.085 S.R.
FINISH: SEE NOTES	DECIMAL: X ±.030 .XX ±.010 .XXX ±.005	INTERPRET DIMENSIONS AND TOLERANCES PER ASME Y14.5M - 1994	
SURFACE AREA: N/A	THIRD ANGLE PROJECTION	DRAWN: MAL 01/07/15	SIZE DWG. NO. SF1511-60071
PROPRIETARY THE INFORMATION CONTAINED IN THIS DRAWING IS THE SOLE PROPERTY OF SV MICROWAVE, INC. ANY REPRODUCTION IN PART OR AS A WHOLE WITHOUT THE WRITTEN PERMISSION OF SV MICROWAVE, INC IS PROHIBITED.		CHECKED: STW 01/07/15	SCALE: 8:1
		APPROVED: STW 01/07/15	SHEET 1 OF 1