

TCSMCN1F10

Radio frequency identification XG, Modbus shielded cable, M12 female connector, end with free wires, IP67, 10 m



Main

Range of Product	Telemecanique Radio frequency identification XG
Accessory / separate part category	Connection accessories
Accessory / Separate Part Type	Connecting cable
Accessory / separate part designation	Modbus shielded pre-wired M12 connector
Accessory / separate part destination	Tap-off box Modbus/Uni-Telway network
Cable length	32.81 ft (10 m)

Complementary

Product Compatibility	TCSAMT31FP TSXSACA50
Electrical connection	1 female connector M12 straight A coding Bare wires
Color	Black
Net Weight	1.15 lb(US) (0.52 kg)

Environment

IP Degree of Protection	IP67
-------------------------	------




Ordering and shipping details

Category	22490-SENSORS-ULTRASONIC (XX5,6)
Discount Schedule	DS2
GTIN	3389119018517
Nbr. of units in pkg.	1
Package weight(Lbs)	21.45 oz (608.0 g)
Returnability	No
Country of origin	PL

Packing Units

Unit Type of Package 1	PCE
Package 1 Height	1.97 in (5 cm)
Package 1 width	7.87 in (20 cm)
Package 1 Length	7.87 in (20 cm)
Unit Type of Package 2	S02
Number of Units in Package 2	4
Package 2 Weight	6.09 lb(US) (2.763 kg)
Package 2 Height	5.91 in (15 cm)
Package 2 width	11.81 in (30 cm)
Package 2 Length	15.75 in (40 cm)

Offer Sustainability

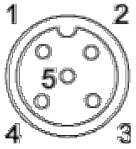
California proposition 65	WARNING: This product can expose you to chemicals including: Diisononyl phthalate (DINP), which is known to the State of California to cause cancer, and Di-isodecyl phthalate (DIDP), which is known to the State of California to cause birth defects or other reproductive harm. For more information go to www.P65Warnings.ca.gov
REACH Regulation	 REACH Declaration
REACH free of SVHC	Yes
EU RoHS Directive	Pro-active compliance (Product out of EU RoHS legal scope)  EU RoHS Declaration
Toxic heavy metal free	Yes
Mercury free	Yes
RoHS exemption information	 Yes

Contractual warranty

Warranty	18 months
----------	-----------

Wiring Diagram

Modbus Connections



Pin no.		Signal
1	-	Drain (Modbus-SHLD)
2	Red	+ 24 VDC
3	Black	0 V/Modbus-GND
4	White	D0
5	Blue	D1
Connector casing		Shielding