

## Omnimate Range - Pitch 3.50 mm

The **Omnimate Range** offers a free choice of the connecting technique. Everything is possible with the socket blocks and pin plugs: leaf spring, clamping yoke, tension clamp, TOP, crimp, and IDC connections.

This versatility brings substantial benefits: You design your printed circuit board with a 3.5/5/7mm pitch component and are able to combine different field connections with it – as it is required by end customers and market.

The comprehensive assortment of pin headers and socket blocks, the multitude of different angles between pcb, connectors and conductors in the field, and the large selection of accessories permit the **Omnimate Range** to be used in a variety of applications.

For example: motor control, free wiring of initiators and actuators, in interface elements or in power supply units.

### Product features overview:

- free selection of the connecting technique
- easy to use
- end-to-end stacking without loss of pitch
- thermoplastic polyester (PBT), or Liquid Crystal Polymer (LCP) is used as insulation material that is flame-resistant according to UL 94 V-0
- large selection of accessories

Our standard socket blocks in **3.50 mm pitch** are available with clamping yoke (screw clamp) tension clamp, IDC (Insulation Displacement Connection), and with the innovative spring connection technique that is used in our new Sensor/Actuator socket block **BL I/O 3.5**.

The socket blocks can be combined with all single and double-level pin headers with conductor angle of 90°, 110°, 135° and 180°. And, of course, with our innovative **SL-SMT 3.5 pin headers** (Through-Hole-Reflow).

### 3.50 mm pitch:

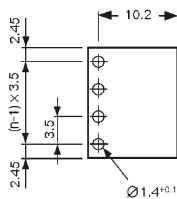
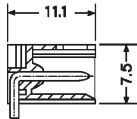
- all pin headers and socket blocks can be combined as required
- high connection density: approximately 30% more connections compared to 5.00/5.08 mm pitch
- optimum adaptation to the installation dimensions of standardized plug-in modules
- voltages up to 160 V, currents up to 12 A, conductor cross-sections up to 1.5 mm<sup>2</sup>

# Omnimate Range - Pitch 3.50 mm



## Pin headers SL-SMT 3.5/90G

**new**



Technical Data	VDE	UL	CSA
Rated voltage	V	160*	300 300
Rated current	A	13	10 10

\*Overvoltage category III / Pollution severity 3  
Additional technical data see page 211

Technical Data	VDE	UL	CSA
Rated voltage	V	160*	300 300
Rated current	A	13	10 10

\*Overvoltage category III / Pollution severity 3  
Additional technical data see page 211

Technical Data	VDE	UL	CSA
Rated voltage	V	160*	300 300
Rated current	A	13	10 10

\*Overvoltage category III / Pollution severity 3  
Additional technical data see page 211

Solder pin length 1.5 mm

Tape-on-Reel

Colour

Tape width

56 mm

32 mm

Poles	Type	Cat. No.	Cat. No.	Qty.
2	SL-SMT 3.5/2/90G	1761544001	1761544002	250
3	SL-SMT 3.5/3/90G	1761554001	1761554002	250
4	SL-SMT 3.5/4/90G	1761564001	1761564002	250
5	SL-SMT 3.5/5/90G	1761574001	1761574002	250
6	SL-SMT 3.5/6/90G	1761584001	-	250
7	SL-SMT 3.5/7/90G	1761594001	-	250
8	SL-SMT 3.5/8/90G	1761604001	-	250
9	SL-SMT 3.5/9/90G	1761614001	-	250
10	SL-SMT 3.5/10/90G	1761624001	-	250
11	SL-SMT 3.5/11/90G	1761634001	-	250

For detailed product and application information for SMT see chapter "Other Applications" page 180-188.

Accessories	Page
Fixing	-
Marking	196
Coding	199
Miscellaneous	204

Solder pin length 1.5 mm

Tray

Colour

Poles	Type	Cat. No.	Qty.
2	SL-SMT 3.5/2/90G	1761543001	108
3	SL-SMT 3.5/3/90G	1761553001	108
4	SL-SMT 3.5/4/90G	1761563001	96
5	SL-SMT 3.5/5/90G	1761573001	78
6	SL-SMT 3.5/6/90G	1761583001	66
7	SL-SMT 3.5/7/90G	1761593001	60
8	SL-SMT 3.5/8/90G	1761603001	54
9	SL-SMT 3.5/9/90G	1761613001	48
10	SL-SMT 3.5/10/90G	1761623001	42
11	SL-SMT 3.5/11/90G	1761633001	36
12	SL-SMT 3.5/12/90G	1761643001	36
13	SL-SMT 3.5/13/90G	1761653001	30
14	SL-SMT 3.5/14/90G	1761663001	30
15	SL-SMT 3.5/15/90G	1761673001	30
16	SL-SMT 3.5/16/90G	1761683001	24
17	SL-SMT 3.5/17/90G	1761693001	24
18	SL-SMT 3.5/18/90G	1761703001	24
19	SL-SMT 3.5/19/90G	1761713001	24
20	SL-SMT 3.5/20/90G	1761723001	18
21	SL-SMT 3.5/21/90G	1761733001	18
22	SL-SMT 3.5/22/90G	1761743001	18
23	SL-SMT 3.5/23/90G	1761753001	18
24	SL-SMT 3.5/24/90G	1761763001	18

For detailed product and application information for SMT see chapter "Other Applications" page 180-188.

Accessories	Page
Fixing	-
Marking	196
Coding	199
Miscellaneous	204

Solder pin length 1.5 mm

Standard Box

Colour

Poles	Type	Cat. No.	Qty.
2	SL-SMT 3.5/2/90G	1761542001	100
3	SL-SMT 3.5/3/90G	1761552001	100
4	SL-SMT 3.5/4/90G	1761562001	100
5	SL-SMT 3.5/5/90G	1761572001	50
6	SL-SMT 3.5/6/90G	1761582001	50
7	SL-SMT 3.5/7/90G	1761592001	50
8	SL-SMT 3.5/8/90G	1761602001	50
9	SL-SMT 3.5/9/90G	1761612001	50
10	SL-SMT 3.5/10/90G	1761622001	50
11	SL-SMT 3.5/11/90G	1761632001	50
12	SL-SMT 3.5/12/90G	1761642001	50
13	SL-SMT 3.5/13/90G	1761652001	50
14	SL-SMT 3.5/14/90G	1761662001	50
15	SL-SMT 3.5/15/90G	1761672001	50
16	SL-SMT 3.5/16/90G	1761682001	50
17	SL-SMT 3.5/17/90G	1761692001	20
18	SL-SMT 3.5/18/90G	1761702001	20
19	SL-SMT 3.5/19/90G	1761712001	20
20	SL-SMT 3.5/20/90G	1761722001	20
21	SL-SMT 3.5/21/90G	1761732001	20
22	SL-SMT 3.5/22/90G	1761742001	20
23	SL-SMT 3.5/23/90G	1761752001	20
24	SL-SMT 3.5/24/90G	1761762001	20

For detailed product and application information for SMT see chapter "Other Applications" page 180-188.

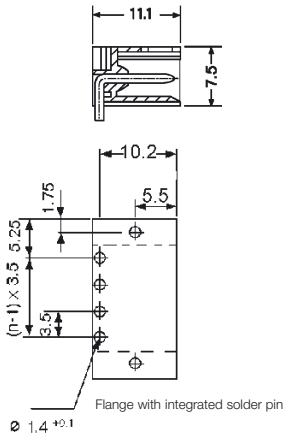
Accessories	Page
Fixing	-
Marking	196
Coding	199
Miscellaneous	204

# Omnimate Range - Pitch 3.50 mm



## Pin headers SL-SMT 3.5/90LF

**new**



Technical Data	VDE	UL	CSA
Rated voltage	V	160*	300 300
Rated current	A	13	10 10

\*Overvoltage category III / Pollution severity 3  
Additional technical data see page 211

Solder pin length		1.5 mm	
Tape-on-Reel			
Colour			
Tape width		56 mm	32 mm
Poles	Type	Cat. No.	Qty.
2	SL-SMT 3.5/2/90LF	-	1805310000 250
3	SL-SMT 3.5/3/90LF	-	1805320000 250
4	SL-SMT 3.5/4/90LF	1805330000	- 250
5	SL-SMT 3.5/5/90LF	1805340000	- 250
6	SL-SMT 3.5/6/90LF	1805350000	- 250
7	SL-SMT 3.5/7/90LF	1805360000	- 250
8	SL-SMT 3.5/8/90LF	1805370000	- 250
9	SL-SMT 3.5/9/90LF	1805380000	- 250

For detailed product and application information for SMT see chapter "Other Applications" page 180-188.

Accessories	Page
Fixing	integrated in product
Marking	196
Coding	199
Miscellaneous	204



Technical Data	VDE	UL	CSA
Rated voltage	V	160*	300 300
Rated current	A	13	10 10

\*Overvoltage category III / Pollution severity 3  
Additional technical data see page 211

Solder pin length		1.5 mm	
Tray			
Colour			
Poles	Type	Cat. No.	Qty.
2	SL-SMT 3.5/2/90LF	on request	-
3	SL-SMT 3.5/3/90LF	on request	-
4	SL-SMT 3.5/4/90LF	on request	-
5	SL-SMT 3.5/5/90LF	on request	-
6	SL-SMT 3.5/6/90LF	on request	-
7	SL-SMT 3.5/7/90LF	on request	-
8	SL-SMT 3.5/8/90LF	on request	-
9	SL-SMT 3.5/9/90LF	on request	-
10	SL-SMT 3.5/10/90LF	on request	-
11	SL-SMT 3.5/11/90LF	on request	-
12	SL-SMT 3.5/12/90LF	on request	-
13	SL-SMT 3.5/13/90LF	on request	-
14	SL-SMT 3.5/14/90LF	on request	-
15	SL-SMT 3.5/15/90LF	on request	-
16	SL-SMT 3.5/16/90LF	on request	-
17	SL-SMT 3.5/17/90LF	on request	-
18	SL-SMT 3.5/18/90LF	on request	-
19	SL-SMT 3.5/19/90LF	on request	-
20	SL-SMT 3.5/20/90LF	on request	-
21	SL-SMT 3.5/21/90LF	on request	-
22	SL-SMT 3.5/22/90LF	on request	-
23	SL-SMT 3.5/23/90LF	on request	-
24	SL-SMT 3.5/24/90LF	on request	-

For detailed product and application information for SMT see chapter "Other Applications" page 180-188.

Accessories	Page
Fixing	integrated in product
Marking	196
Coding	199
Miscellaneous	204



Technical Data	VDE	UL	CSA
Rated voltage	V	160*	300 300
Rated current	A	13	10 10

\*Overvoltage category III / Pollution severity 3  
Additional technical data see page 211

Solder pin length		1.5 mm	
Standard Box			
Colour			
Poles	Type	Cat. No.	Qty.
2	SL-SMT 3.5/2/90LF	1804940000	100
3	SL-SMT 3.5/3/90LF	1804950000	100
4	SL-SMT 3.5/4/90LF	1804960000	100
5	SL-SMT 3.5/5/90LF	1804970000	50
6	SL-SMT 3.5/6/90LF	1804980000	50
7	SL-SMT 3.5/7/90LF	1804990000	50
8	SL-SMT 3.5/8/90LF	1805000000	50
9	SL-SMT 3.5/9/90LF	1805010000	50
10	SL-SMT 3.5/10/90LF	1805020000	50
11	SL-SMT 3.5/11/90LF	1805030000	50
12	SL-SMT 3.5/12/90LF	1805040000	50
13	SL-SMT 3.5/13/90LF	1805050000	50
14	SL-SMT 3.5/14/90LF	1805060000	50
15	SL-SMT 3.5/15/90LF	1805070000	50
16	SL-SMT 3.5/16/90LF	1805080000	50
17	SL-SMT 3.5/17/90LF	1805090000	20
18	SL-SMT 3.5/18/90LF	1805100000	20
19	SL-SMT 3.5/19/90LF	1805110000	20
20	SL-SMT 3.5/20/90LF	1805120000	20
21	SL-SMT 3.5/21/90LF	1805130000	20
22	SL-SMT 3.5/22/90LF	1805140000	20
23	SL-SMT 3.5/23/90LF	1805150000	20
24	SL-SMT 3.5/24/90LF	1805160000	20

For detailed product and application information for SMT see chapter "Other Applications" page 180-188.

Accessories	Page
Fixing	integrated in product
Marking	196
Coding	199
Miscellaneous	204

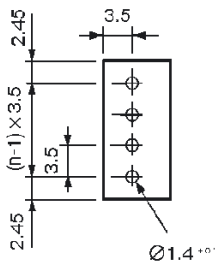
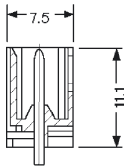
Omnimate Range  
Pitch 3.50 mm

# Omnimate Range - Pitch 3.50 mm



Pin headers SL-SMT 3.5/180G

**new**



Technical Data	VDE	UL	CSA
Rated voltage	V	160*	300 300
Rated current	A	13	10 10

\*Overvoltage category III / Pollution severity 3  
Additional technical data see page 211

Technical Data	VDE	UL	CSA
Rated voltage	V	160*	300 300
Rated current	A	13	10 10

\*Overvoltage category III / Pollution severity 3  
Additional technical data see page 211

Technical Data	VDE	UL	CSA
Rated voltage	V	160*	300 300
Rated current	A	13	10 10

\*Overvoltage category III / Pollution severity 3  
Additional technical data see page 211

Solder pin length 1.5 mm

Tape-on-Reel

Colour

Tape width

Poles	Type	56 mm Cat. No.	32 mm Cat. No.	Qty.
2	SL-SMT 3.5/2/180G	1752984001	1752984002	200
3	SL-SMT 3.5/3/180G	1752994001	1752994002	200
4	SL-SMT 3.5/4/180G	1753004001	1753004002	200
5	SL-SMT 3.5/5/180G	1753014001	1753014002	200
6	SL-SMT 3.5/6/180G	1753024001	-	200
7	SL-SMT 3.5/7/180G	1753034001	-	200
8	SL-SMT 3.5/8/180G	1753044001	-	200
9	SL-SMT 3.5/9/180G	1753054001	-	200
10	SL-SMT 3.5/10/180G	1753064001	-	200
11	SL-SMT 3.5/11/180G	1753074001	-	200

For detailed product and application information for SMT see chapter "Other Applications" page 180-188.

Accessories	Page
Fixing	-
Marking	196
Coding	199
Miscellaneous	-

Solder pin length 1.5 mm

Tray

Colour

Poles	Type	Cat. No.	Qty.
2	SL-SMT 3.5/2/180G	1752983001	108
3	SL-SMT 3.5/3/180G	1752993001	108
4	SL-SMT 3.5/4/180G	1753003001	96
5	SL-SMT 3.5/5/180G	1753013001	78
6	SL-SMT 3.5/6/180G	1753023001	66
7	SL-SMT 3.5/7/180G	1753033001	60
8	SL-SMT 3.5/8/180G	1753043001	54
9	SL-SMT 3.5/9/180G	1753053001	48
10	SL-SMT 3.5/10/180G	1753063001	42
11	SL-SMT 3.5/11/180G	1753073001	36
12	SL-SMT 3.5/12/180G	1753083001	36
13	SL-SMT 3.5/13/180G	1753093001	30
14	SL-SMT 3.5/14/180G	1753103001	30
15	SL-SMT 3.5/15/180G	1753113001	30
16	SL-SMT 3.5/16/180G	1753123001	24
17	SL-SMT 3.5/17/180G	1753133001	24
18	SL-SMT 3.5/18/180G	1753143001	24
19	SL-SMT 3.5/19/180G	1753153001	24
20	SL-SMT 3.5/20/180G	1753163001	18
21	SL-SMT 3.5/21/180G	1753173001	18
22	SL-SMT 3.5/22/180G	1753183001	18
23	SL-SMT 3.5/23/180G	1753193001	18
24	SL-SMT 3.5/24/180G	1753203001	18

For detailed product and application information for SMT see chapter "Other Applications" page 180-188.

Accessories	Page
Fixing	-
Marking	196
Coding	199
Miscellaneous	-

Solder pin length 1.5 mm

Standard Box

Colour

Poles	Type	Cat. No.	Qty.
2	SL-SMT 3.5/2/180G	1752982001	100
3	SL-SMT 3.5/3/180G	1752992001	100
4	SL-SMT 3.5/4/180G	1753002001	100
5	SL-SMT 3.5/5/180G	1753012001	50
6	SL-SMT 3.5/6/180G	1753022001	50
7	SL-SMT 3.5/7/180G	1753032001	50
8	SL-SMT 3.5/8/180G	1753042001	50
9	SL-SMT 3.5/9/180G	1753052001	50
10	SL-SMT 3.5/10/180G	1753062001	50
11	SL-SMT 3.5/11/180G	1753072001	50
12	SL-SMT 3.5/12/180G	1753082001	50
13	SL-SMT 3.5/13/180G	1753092001	50
14	SL-SMT 3.5/14/180G	1753102001	50
15	SL-SMT 3.5/15/180G	1753112001	50
16	SL-SMT 3.5/16/180G	1753122001	50
17	SL-SMT 3.5/17/180G	1753132001	20
18	SL-SMT 3.5/18/180G	1753142001	20
19	SL-SMT 3.5/19/180G	1753152001	20
20	SL-SMT 3.5/20/180G	1753162001	20
21	SL-SMT 3.5/21/180G	1753172001	20
22	SL-SMT 3.5/22/180G	1753182001	20
23	SL-SMT 3.5/23/180G	1753192001	20
24	SL-SMT 3.5/24/180G	1753202001	20

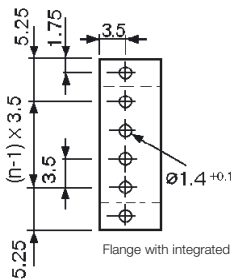
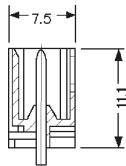
For detailed product and application information for SMT see chapter "Other Applications" page 180-188.

Accessories	Page
Fixing	-
Marking	196
Coding	199
Miscellaneous	-



## Pin headers SL-SMT 3.5/180LF

**new**



Technical Data	VDE	UL	CSA
Rated voltage	V	160*	300 300
Rated current	A	13	10 10

\*Overvoltage category III / Pollution severity 3  
Additional technical data see page 211

Technical Data	VDE	UL	CSA
Rated voltage	V	160*	300 300
Rated current	A	13	10 10

\*Overvoltage category III / Pollution severity 3  
Additional technical data see page 211

Technical Data	VDE	UL	CSA
Rated voltage	V	160*	300 300
Rated current	A	13	10 10

\*Overvoltage category III / Pollution severity 3  
Additional technical data see page 211

Solder pin length 1.5 mm

Tape-on-Reel

Colour ●

Tape width 56 mm 32 mm

Poles	Type	Cat. No.	Cat. No.	Qty.
2	SL-SMT 3.5/2/180LF	-	1805210000	200
3	SL-SMT 3.5/3/180LF	-	1805230000	200
4	SL-SMT 3.5/4/180LF	1805240000	-	200
5	SL-SMT 3.5/5/180LF	1805250000	-	200
6	SL-SMT 3.5/6/180LF	1805270000	-	200
7	SL-SMT 3.5/7/180LF	1805280000	-	200
8	SL-SMT 3.5/8/180LF	1805290000	-	200
9	SL-SMT 3.5/9/180LF	1805300000	-	200
10	SL-SMT 3.5/10/180LF	on request	-	36
11	SL-SMT 3.5/11/180LF	on request	-	30
12	SL-SMT 3.5/12/180LF	on request	-	30
13	SL-SMT 3.5/13/180LF	on request	-	30
14	SL-SMT 3.5/14/180LF	on request	-	24
15	SL-SMT 3.5/15/180LF	on request	-	24
16	SL-SMT 3.5/16/180LF	on request	-	24
17	SL-SMT 3.5/17/180LF	on request	-	24
18	SL-SMT 3.5/18/180LF	on request	-	18
19	SL-SMT 3.5/19/180LF	on request	-	18
20	SL-SMT 3.5/20/180LF	on request	-	18
21	SL-SMT 3.5/21/180LF	on request	-	18
22	SL-SMT 3.5/22/180LF	on request	-	18
23	SL-SMT 3.5/23/180LF	on request	-	18
24	SL-SMT 3.5/24/180LF	on request	-	18

For detailed product and application information for SMT see chapter "Other Applications" page 180-188.

Accessories	Page
Fixing	integrated in product
Marking	196
Coding	199
Miscellaneous	-

Solder pin length 1.5 mm

Tray

Colour ●

Poles	Type	Cat. No.	Qty.
2	SL-SMT 3.5/2/180LF	on request	96
3	SL-SMT 3.5/3/180LF	on request	78
4	SL-SMT 3.5/4/180LF	on request	66
5	SL-SMT 3.5/5/180LF	on request	60
6	SL-SMT 3.5/6/180LF	on request	54
7	SL-SMT 3.5/7/180LF	on request	48
8	SL-SMT 3.5/8/180LF	on request	42
9	SL-SMT 3.5/9/180LF	on request	36
10	SL-SMT 3.5/10/180LF	on request	36
11	SL-SMT 3.5/11/180LF	on request	30
12	SL-SMT 3.5/12/180LF	on request	30
13	SL-SMT 3.5/13/180LF	on request	30
14	SL-SMT 3.5/14/180LF	on request	24
15	SL-SMT 3.5/15/180LF	on request	24
16	SL-SMT 3.5/16/180LF	on request	24
17	SL-SMT 3.5/17/180LF	on request	24
18	SL-SMT 3.5/18/180LF	on request	18
19	SL-SMT 3.5/19/180LF	on request	18
20	SL-SMT 3.5/20/180LF	on request	18
21	SL-SMT 3.5/21/180LF	on request	18
22	SL-SMT 3.5/22/180LF	on request	18
23	SL-SMT 3.5/23/180LF	on request	18
24	SL-SMT 3.5/24/180LF	on request	18

For detailed product and application information for SMT see chapter "Other Applications" page 180-188.

Accessories	Page
Fixing	integrated in product
Marking	196
Coding	199
Miscellaneous	-

Solder pin length 1.5 mm

Standard Box

Colour ●

Poles	Type	Cat. No.	Qty.
2	SL-SMT 3.5/2/180LF	1804700000	100
3	SL-SMT 3.5/3/180LF	1804710000	100
4	SL-SMT 3.5/4/180LF	1804720000	100
5	SL-SMT 3.5/5/180LF	1804730000	50
6	SL-SMT 3.5/6/180LF	1804740000	50
7	SL-SMT 3.5/7/180LF	1804750000	50
8	SL-SMT 3.5/8/180LF	1804760000	50
9	SL-SMT 3.5/9/180LF	1804770000	50
10	SL-SMT 3.5/10/180LF	1804780000	50
11	SL-SMT 3.5/11/180LF	1804790000	50
12	SL-SMT 3.5/12/180LF	1804800000	50
13	SL-SMT 3.5/13/180LF	1804810000	50
14	SL-SMT 3.5/14/180LF	1804820000	50
15	SL-SMT 3.5/15/180LF	1804830000	50
16	SL-SMT 3.5/16/180LF	1804840000	50
17	SL-SMT 3.5/17/180LF	1804850000	20
18	SL-SMT 3.5/18/180LF	1804860000	20
19	SL-SMT 3.5/19/180LF	1804870000	20
20	SL-SMT 3.5/20/180LF	1804890000	20
21	SL-SMT 3.5/21/180LF	1804900000	20
22	SL-SMT 3.5/22/180LF	1804910000	20
23	SL-SMT 3.5/23/180LF	1804920000	20
24	SL-SMT 3.5/24/180LF	1804930000	20

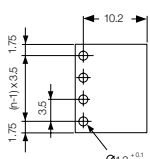
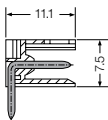

For detailed product and application information for SMT see chapter "Other Applications" page 180-188.

Accessories	Page
Fixing	integrated in product
Marking	196
Coding	199
Miscellaneous	-

# Omnimate Range - Pitch 3.5 mm



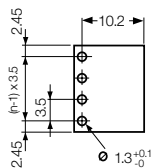
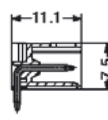

## Pin headers SL 3.5/90



Technical Data		VDE	UL	CSA
Rated voltage	V	160*	300	300
Rated current	A	12	10	10

\*Overvoltage category III / Pollution severity 3  
Additional technical data see page 211

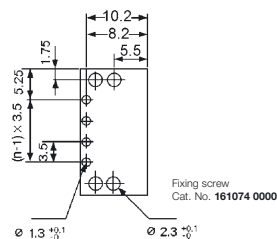
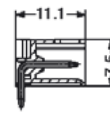

## Pin headers SL 3.5/90G



Technical Data		VDE	UL	CSA
Rated voltage	V	160*	300	300
Rated current	A	12	10	10

\*Overvoltage category III / Pollution severity 3  
Additional technical data see page 211

## Pin headers SL 3.5/90F



Technical Data		VDE	UL	CSA
Rated voltage	V	160*	300	300
Rated current	A	12	10	10

\*Overvoltage category III / Pollution severity 3  
Additional technical data see page 211

Solder pin length      **3.2 mm**      **4.5 mm**

Poles	Type	Colour		Qty.
		Cat. No.	Cat. No.	
2	SL 3.5/2/90	1597210000	1614130000	100
3	SL 3.5/3/90	1597220000	1615300000	100
4	SL 3.5/4/90	1597230000	1615310000	100
5	SL 3.5/5/90	1597240000	1615320000	50
6	SL 3.5/6/90	1597250000	1615330000	50
7	SL 3.5/7/90	1597260000	1615340000	50
8	SL 3.5/8/90	1597270000	1614140000	50
9	SL 3.5/9/90	1597280000	1615350000	50
10	SL 3.5/10/90	1597290000	1615360000	50
11	SL 3.5/11/90	1597300000	1615370000	50
12	SL 3.5/12/90	1597310000	1615380000	50
13	SL 3.5/13/90	1597320000	1615390000	50
14	SL 3.5/14/90	1597330000	1615400000	50
15	SL 3.5/15/90	1597340000	1615410000	50
16	SL 3.5/16/90	1597350000	1614150000	50
17	SL 3.5/17/90	1618990000	1617820000	20
18	SL 3.5/18/90	1619000000	1617830000	20
19	SL 3.5/19/90	1619010000	1617840000	20
20	SL 3.5/20/90	1619020000	1617850000	20
21	SL 3.5/21/90	1619030000	1617860000	20
22	SL 3.5/22/90	1619040000	1617870000	20
23	SL 3.5/23/90	1619050000	1617880000	20
24	SL 3.5/24/90	1619060000	1617890000	20

Accessories	Page
Fixing	195
Marking	196
Coding	199
Miscellaneous	204

Solder pin length      **3.2 mm**      **4.5 mm**

Poles	Type	Colour		Qty.
		Cat. No.	Cat. No.	
2	SL 3.5/2/90G	1605070000	1614160000	100
3	SL 3.5/3/90G	1605080000	1615420000	100
4	SL 3.5/4/90G	1605090000	1615430000	100
5	SL 3.5/5/90G	1605100000	1614170000	50
6	SL 3.5/6/90G	1605110000	1615440000	50
7	SL 3.5/7/90G	1605120000	1615450000	50
8	SL 3.5/8/90G	1605130000	1614180000	50
9	SL 3.5/9/90G	1605140000	1615460000	50
10	SL 3.5/10/90G	1605150000	1615470000	50
11	SL 3.5/11/90G	1605160000	1615480000	50
12	SL 3.5/12/90G	1605170000	1615490000	50
13	SL 3.5/13/90G	1605180000	1615500000	50
14	SL 3.5/14/90G	1605190000	1615510000	50
15	SL 3.5/15/90G	1605200000	1615520000	50
16	SL 3.5/16/90G	1605210000	1614190000	50
17	SL 3.5/17/90G	1619380000	1617980000	20
18	SL 3.5/18/90G	1619390000	1617990000	20
19	SL 3.5/19/90G	1619400000	1618000000	20
20	SL 3.5/20/90G	1619410000	1618010000	20
21	SL 3.5/21/90G	1619420000	1618020000	20
22	SL 3.5/22/90G	1619430000	1618030000	20
23	SL 3.5/23/90G	1619440000	1618040000	20
24	SL 3.5/24/90G	1619450000	1618050000	20

Accessories	Page
Fixing	195
Marking	196
Coding	199
Miscellaneous	204

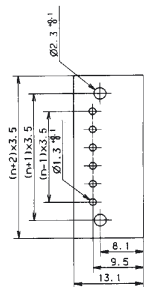
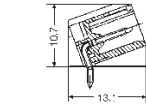
Solder pin length      **3.2 mm**      **4.5 mm**

Poles	Type	Colour		Qty.
		Cat. No.	Cat. No.	
2	SL 3.5/2/90F	1607040000	1615530000	100
3	SL 3.5/3/90F	1607050000	1615540000	100
4	SL 3.5/4/90F	1607060000	1615550000	100
5	SL 3.5/5/90F	1607070000	1615560000	50
6	SL 3.5/6/90F	1607080000	1615570000	50
7	SL 3.5/7/90F	1607090000	1615580000	50
8	SL 3.5/8/90F	1607100000	1614200000	50
9	SL 3.5/9/90F	1607110000	1615590000	50
10	SL 3.5/10/90F	1607120000	1615600000	50
11	SL 3.5/11/90F	1607130000	1615610000	50
12	SL 3.5/12/90F	1607140000	1615620000	50
13	SL 3.5/13/90F	1607150000	1615630000	50
14	SL 3.5/14/90F	1607160000	1615640000	50
15	SL 3.5/15/90F	1607170000	1615650000	50
16	SL 3.5/16/90F	1607180000	1615660000	50
17	SL 3.5/17/90F	1619770000	1618280000	20
18	SL 3.5/18/90F	1619780000	1618290000	20
19	SL 3.5/19/90F	1619790000	1618300000	20
20	SL 3.5/20/90F	1619800000	1618310000	20
21	SL 3.5/21/90F	1619810000	1618320000	20
22	SL 3.5/22/90F	1619820000	1618330000	20
23	SL 3.5/23/90F	1619830000	1618340000	20
24	SL 3.5/24/90F	1619840000	1618350000	20

Accessories	Page
Fixing	194, 195
Marking	196
Coding	199
Miscellaneous	204

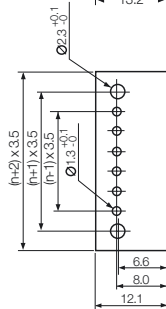
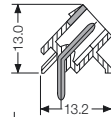


Pin headers SL 3.5/110



Fixing screw  
Cat. No. 161074 0000

Pin headers SL 3.5/135



Fixing screw  
Cat. No. 161074 0000

Technical Data		VDE	UL	CSA
Rated voltage	V	160*	300	300
Rated current	A	12	10	10

\*Overvoltage category III / Pollution severity 3  
Additional technical data see page 211

Technical Data		VDE	UL	CSA
Rated voltage	V	160*	300	300
Rated current	A	12	10	10

\*Overvoltage category III / Pollution severity 3  
Additional technical data see page 211

Solder pin length		3.2 mm	4.5 mm		
Colour					
Poles	Type	Cat. No.	Cat. No.	Qty.	
2	SL 3.5/2/110	1644040000	1644500000	100	
3	SL 3.5/3/110	1644050000	1644510000	100	
4	SL 3.5/4/110	1644060000	1644520000	100	
5	SL 3.5/5/110	1644070000	1644530000	50	
6	SL 3.5/6/110	1644080000	1644540000	50	
7	SL 3.5/7/110	1644090000	1644550000	50	
8	SL 3.5/8/110	1644100000	1644560000	50	
9	SL 3.5/9/110	1644110000	1644570000	50	
10	SL 3.5/10/110	1644120000	1644580000	50	
11	SL 3.5/11/110	1644130000	1644590000	50	
12	SL 3.5/12/110	1644140000	1644600000	50	
13	SL 3.5/13/110	1644150000	1644610000	50	
14	SL 3.5/14/110	1644160000	1644620000	50	
15	SL 3.5/15/110	1644170000	1644630000	50	
16	SL 3.5/16/110	1644180000	1644640000	50	
17	SL 3.5/17/110	1644190000	1644650000	20	
18	SL 3.5/18/110	1644200000	1644660000	20	
19	SL 3.5/19/110	1644210000	1644670000	20	
20	SL 3.5/20/110	1644220000	1644680000	20	
21	SL 3.5/21/110	1644230000	1644690000	20	
22	SL 3.5/22/110	1644240000	1644700000	20	
23	SL 3.5/23/110	1644250000	1644710000	20	
24	SL 3.5/24/110	1644260000	1644720000	20	

Accessories	Page
Fixing	194, 195
Marking	196
Coding	199
Miscellaneous	-

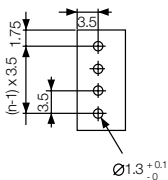
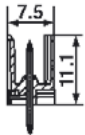

Solder pin length		3.2 mm	4.5 mm		
Colour					
Poles	Type	Cat. No.	Cat. No.	Qty.	
2	SL 3.5/2/135	1643330000	1643810000	100	
3	SL 3.5/3/135	1643340000	1643820000	100	
4	SL 3.5/4/135	1643350000	1643830000	100	
5	SL 3.5/5/135	1643360000	1643840000	50	
6	SL 3.5/6/135	1643370000	1643850000	50	
7	SL 3.5/7/135	1643380000	1643860000	50	
8	SL 3.5/8/135	1643390000	1643870000	50	
9	SL 3.5/9/135	1643400000	1643880000	50	
10	SL 3.5/10/135	1643410000	1643890000	50	
11	SL 3.5/11/135	1643420000	1643900000	50	
12	SL 3.5/12/135	1643430000	1643910000	50	
13	SL 3.5/13/135	1643440000	1643920000	50	
14	SL 3.5/14/135	1643450000	1643930000	50	
15	SL 3.5/15/135	1643460000	1643940000	50	
16	SL 3.5/16/135	1643470000	1643950000	50	
17	SL 3.5/17/135	1643480000	1643960000	20	
18	SL 3.5/18/135	1643490000	1643970000	20	
19	SL 3.5/19/135	1643500000	1643980000	20	
20	SL 3.5/20/135	1643510000	1643990000	20	
21	SL 3.5/21/135	1643520000	1644000000	20	
22	SL 3.5/22/135	1643530000	1644010000	20	
23	SL 3.5/23/135	1643540000	1644020000	20	
24	SL 3.5/24/135	1643550000	1644030000	20	

Accessories	Page
Fixing	194, 195
Marking	196
Coding	199
Miscellaneous	-

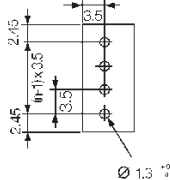
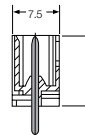

# Omnimate Range - Pitch 3.50 mm



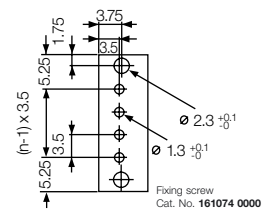
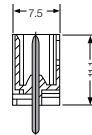

## Pin headers SL 3.5/180



## Pin headers SL 3.5/180G



## Pin headers SL 3.5/180F



Technical Data	VDE	UL	CSA
Rated voltage	V	160*	300 300
Rated current	A	12	10 10

\*Overvoltage category III / Pollution severity 3  
Additional technical data see page 211

Technical Data	VDE	UL	CSA
Rated voltage	V	160*	300 300
Rated current	A	12	10 10

\*Overvoltage category III / Pollution severity 3  
Additional technical data see page 211

Technical Data	VDE	UL	CSA
Rated voltage	V	160*	300 300
Rated current	A	12	10 10

\*Overvoltage category III / Pollution severity 3  
Additional technical data see page 211

Solder pin length 3.2 mm 4.5 mm

Colour

Poles	Type	Cat. No.	Cat. No.	Qty.
2	SL 3.5/2/180	1604770000	1614210000	100
3	SL 3.5/3/180	1604780000	1615930000	100
4	SL 3.5/4/180	1604790000	1615940000	100
5	SL 3.5/5/180	1604800000	1615950000	50
6	SL 3.5/6/180	1604810000	1610150000	50
7	SL 3.5/7/180	1604820000	1610160000	50
8	SL 3.5/8/180	1604830000	1614220000	50
9	SL 3.5/9/180	1604840000	1615960000	50
10	SL 3.5/10/180	1604850000	1610170000	50
11	SL 3.5/11/180	1604860000	1615970000	50
12	SL 3.5/12/180	1604870000	1615980000	50
13	SL 3.5/13/180	1604880000	1615990000	50
14	SL 3.5/14/180	1604890000	1616000000	50
15	SL 3.5/15/180	1604900000	1616010000	50
16	SL 3.5/16/180	1604910000	1614230000	50
17	SL 3.5/17/180	1621400000	1618450000	20
18	SL 3.5/18/180	1621410000	1618460000	20
19	SL 3.5/19/180	1621420000	1618470000	20
20	SL 3.5/20/180	1621430000	1618480000	20
21	SL 3.5/21/180	1621440000	1618490000	20
22	SL 3.5/22/180	1621450000	1618500000	20
23	SL 3.5/23/180	1621460000	1618510000	20
24	SL 3.5/24/180	1621470000	1618520000	20

Accessories	Page
Fixing	195
Marking	196
Coding	199
Miscellaneous	-

Solder pin length 3.2 mm 4.5 mm

Colour

Poles	Type	Cat. No.	Cat. No.	Qty.
2	SL 3.5/2/180G	1604470000	1614240000	100
3	SL 3.5/3/180G	1604480000	1616020000	100
4	SL 3.5/4/180G	1604490000	1616030000	100
5	SL 3.5/5/180G	1604500000	1616040000	50
6	SL 3.5/6/180G	1604510000	1616050000	50
7	SL 3.5/7/180G	1604520000	1616060000	50
8	SL 3.5/8/180G	1604530000	1614250000	50
9	SL 3.5/9/180G	1604540000	1616070000	50
10	SL 3.5/10/180G	1604550000	1616080000	50
11	SL 3.5/11/180G	1604560000	1616090000	50
12	SL 3.5/12/180G	1604570000	1616100000	50
13	SL 3.5/13/180G	1604580000	1616110000	50
14	SL 3.5/14/180G	1604590000	1616120000	50
15	SL 3.5/15/180G	1604600000	1616130000	50
16	SL 3.5/16/180G	1604610000	1614260000	50
17	SL 3.5/17/180G	1621790000	1618610000	20
18	SL 3.5/18/180G	1621800000	1618620000	20
19	SL 3.5/19/180G	1621810000	1618630000	20
20	SL 3.5/20/180G	1621820000	1618640000	20
21	SL 3.5/21/180G	1621830000	1618650000	20
22	SL 3.5/22/180G	1621840000	1618660000	20
23	SL 3.5/23/180G	1621850000	1618670000	20
24	SL 3.5/24/180G	1621860000	1618680000	20

Accessories	Page
Fixing	195
Marking	196
Coding	199
Miscellaneous	-

Solder pin length 3.2 mm 4.5 mm

Colour

Poles	Type	Cat. No.	Cat. No.	Qty.
2	SL 3.5/2/180F	1607500000	1616140000	100
3	SL 3.5/3/180F	1607510000	1616150000	100
4	SL 3.5/4/180F	1607520000	1616160000	100
5	SL 3.5/5/180F	1607530000	1616170000	50
6	SL 3.5/6/180F	1607540000	1616180000	50
7	SL 3.5/7/180F	1607550000	1616190000	50
8	SL 3.5/8/180F	1607560000	1614270000	50
9	SL 3.5/9/180F	1607570000	1616200000	50
10	SL 3.5/10/180F	1607580000	1616210000	50
11	SL 3.5/11/180F	1607590000	1616220000	50
12	SL 3.5/12/180F	1607600000	1616230000	50
13	SL 3.5/13/180F	1607610000	1616240000	50
14	SL 3.5/14/180F	1607620000	1616250000	50
15	SL 3.5/15/180F	1607630000	1616260000	50
16	SL 3.5/16/180F	1607640000	1616270000	50
17	SL 3.5/17/180F	1622180000	1618910000	20
18	SL 3.5/18/180F	1622190000	1618920000	20
19	SL 3.5/19/180F	1622200000	1618930000	20
20	SL 3.5/20/180F	1622210000	1618940000	20
21	SL 3.5/21/180F	1622220000	1618950000	20
22	SL 3.5/22/180F	1622230000	1618960000	20
23	SL 3.5/23/180F	1622240000	1618970000	20
24	SL 3.5/24/180F	1622250000	1618980000	20

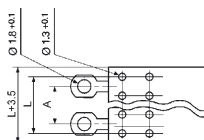
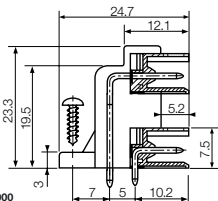

Accessories	Page
Fixing	194, 195
Marking	196
Coding	199
Miscellaneous	-



# Omnimate Range - Pitch 3.50 mm



## Pin headers SLD 3.5/90

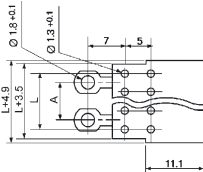
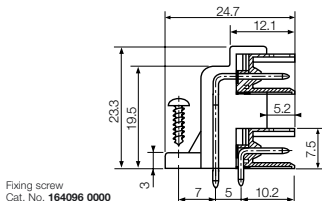



L = (n/2-1) x 3.5  
A = see page 239

Technical Data		VDE	UL	CSA
Rated voltage	V	160*	300	300
Rated current	A	8	10	10

\*Overvoltage category III / Pollution severity 3  
Additional technical data see page 212

## Pin headers SLD 3.5/90G

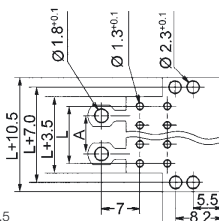
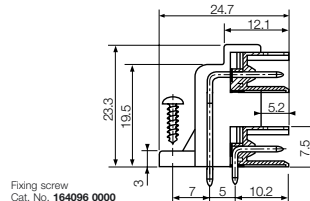



L = (n/2-1) x 3.5  
A = see page 239

Technical Data		VDE	UL	CSA
Rated voltage	V	160*	300	300
Rated current	A	8	10	10

\*Overvoltage category III / Pollution severity 3  
Additional technical data see page 212

## Pin headers SLD 3.5/90F



L = (n/2-1) x 3.5  
A = see page 239

Technical Data		VDE	UL	CSA
Rated voltage	V	160*	300	300
Rated current	A	8	10	10

\*Overvoltage category III / Pollution severity 3  
Additional technical data see page 212

### Solder pin length

3.2 mm

4.5 mm

### Colour

Poles	Type	Cat. No.	Cat. No.	Qty.
4	SLD 3.5/4/90	1633350000	1634040000	50
6	SLD 3.5/6/90	1633360000	1634050000	50
8	SLD 3.5/8/90	1633370000	1634060000	50
10	SLD 3.5/10/90	1633380000	1634070000	50
12	SLD 3.5/12/90	1633390000	1634080000	50
14	SLD 3.5/14/90	1633400000	1634090000	20
16	SLD 3.5/16/90	1633410000	1634100000	20
18	SLD 3.5/18/90	1633420000	1634110000	20
20	SLD 3.5/20/90	1633430000	1634120000	20
22	SLD 3.5/22/90	1633440000	1634130000	10
24	SLD 3.5/24/90	1633450000	1634140000	10
26	SLD 3.5/26/90	1633460000	1634150000	10
28	SLD 3.5/28/90	1633470000	1634160000	10
30	SLD 3.5/30/90	1633480000	1634170000	10
32	SLD 3.5/32/90	1633490000	1634180000	10
34	SLD 3.5/34/90	1633500000	1634190000	10
36	SLD 3.5/36/90	1633510000	1634200000	10
38	SLD 3.5/38/90	1633520000	1634210000	10
40	SLD 3.5/40/90	1633530000	1634220000	10
42	SLD 3.5/42/90	1633540000	1634230000	10
44	SLD 3.5/44/90	1633550000	1634240000	10
46	SLD 3.5/46/90	1633560000	1634250000	10
48	SLD 3.5/48/90	1633570000	1634260000	10

### Accessories

Accessories	Page
Fixing	194
Marking	196
Coding	199
Miscellaneous	-

### Solder pin length

3.2 mm

4.5 mm

### Colour

Poles	Type	Cat. No.	Cat. No.	Qty.
4	SLD 3.5/4/90G	1633580000	1634270000	50
6	SLD 3.5/6/90G	1633590000	1634280000	50
8	SLD 3.5/8/90G	1633600000	1634290000	50
10	SLD 3.5/10/90G	1633610000	1634300000	50
12	SLD 3.5/12/90G	1633620000	1634310000	50
14	SLD 3.5/14/90G	1633630000	1634320000	20
16	SLD 3.5/16/90G	1633640000	1634330000	20
18	SLD 3.5/18/90G	1633650000	1634340000	20
20	SLD 3.5/20/90G	1633660000	1634350000	20
22	SLD 3.5/22/90G	1633670000	1634360000	10
24	SLD 3.5/24/90G	1633680000	1634370000	10
26	SLD 3.5/26/90G	1633690000	1634380000	10
28	SLD 3.5/28/90G	1633700000	1634390000	10
30	SLD 3.5/30/90G	1633710000	1634400000	10
32	SLD 3.5/32/90G	1633720000	1634410000	10
34	SLD 3.5/34/90G	1633730000	1634420000	10
36	SLD 3.5/36/90G	1633740000	1634430000	10
38	SLD 3.5/38/90G	1633750000	1634440000	10
40	SLD 3.5/40/90G	1633760000	1634450000	10
42	SLD 3.5/42/90G	1633770000	1634460000	10
44	SLD 3.5/44/90G	1633780000	1634470000	10
46	SLD 3.5/46/90G	1633790000	1634480000	10
48	SLD 3.5/48/90G	1633800000	1634490000	10

### Accessories

Accessories	Page
Fixing	194
Marking	196
Coding	199
Miscellaneous	-

### Solder pin length

3.2 mm

4.5 mm

### Colour

Poles	Type	Cat. No.	Cat. No.	Qty.
4	SLD 3.5/4/90F	1633810000	1634500000	50
6	SLD 3.5/6/90F	1633820000	1634510000	50
8	SLD 3.5/8/90F	1633830000	1634520000	50
10	SLD 3.5/10/90F	1633840000	1634530000	50
12	SLD 3.5/12/90F	1633850000	1634540000	50
14	SLD 3.5/14/90F	1633860000	1634550000	20
16	SLD 3.5/16/90F	1633870000	1634560000	20
18	SLD 3.5/18/90F	1633880000	1634570000	20
20	SLD 3.5/20/90F	1633890000	1634580000	20
22	SLD 3.5/22/90F	1633900000	1634590000	10
24	SLD 3.5/24/90F	1633910000	1634600000	10
26	SLD 3.5/26/90F	1633920000	1634610000	10
28	SLD 3.5/28/90F	1633930000	1634620000	10
30	SLD 3.5/30/90F	1633940000	1634630000	10
32	SLD 3.5/32/90F	1633950000	1634640000	10
34	SLD 3.5/34/90F	1633960000	1634650000	10
36	SLD 3.5/36/90F	1633970000	1634660000	10
38	SLD 3.5/38/90F	1633980000	1634670000	10
40	SLD 3.5/40/90F	1633990000	1634680000	10
42	SLD 3.5/42/90F	1634000000	1634690000	10
44	SLD 3.5/44/90F	1634010000	1634700000	10
46	SLD 3.5/46/90F	1634020000	1634710000	10
48	SLD 3.5/48/90F	1634030000	1634720000	10

### Accessories

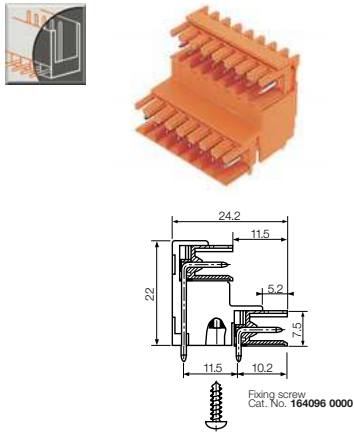
Accessories	Page
Fixing	194
Marking	196
Coding	199
Miscellaneous	-

Omnimate Range  
Pitch 3.50 mm

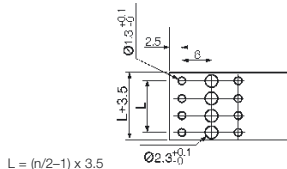
# Omnimate Range - Pitch 3.5 mm



## Pin headers SLD 3.5V/90



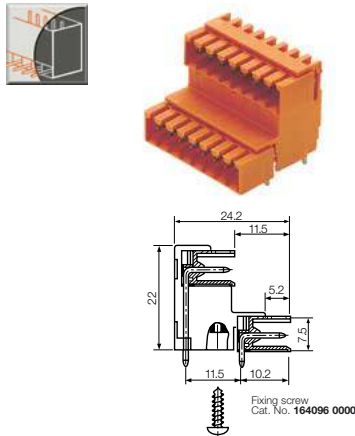
Fixing screw  
Cat. No. 164096 0000



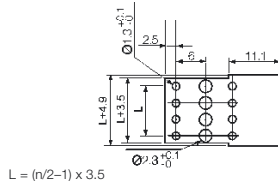
Technical Data		VDE	UL	CSA
Rated voltage	V	160*	300	300
Rated current	A	8	10	10

\*Overvoltage category III / Pollution severity 3  
Additional technical data see page 212

## Pin headers SLD 3.5V/90G



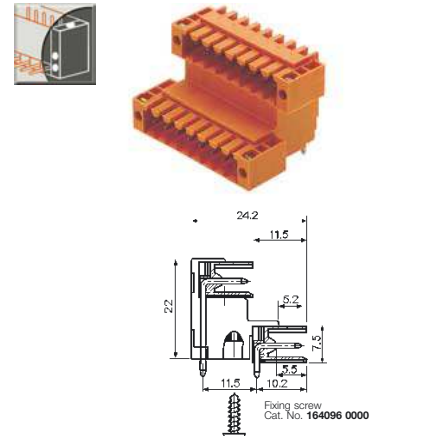
Fixing screw  
Cat. No. 164096 0000



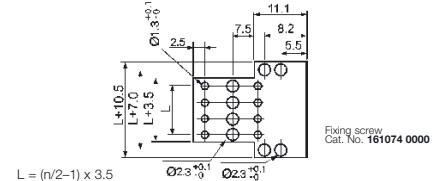
Technical Data		VDE	UL	CSA
Rated voltage	V	160*	300	300
Rated current	A	8	10	10

\*Overvoltage category III / Pollution severity 3  
Additional technical data see page 212

## Pin headers SLD 3.5V/90F



Fixing screw  
Cat. No. 164096 0000



Technical Data		VDE	UL	CSA
Rated voltage	V	160*	300	300
Rated current	A	8	10	10

\*Overvoltage category III / Pollution severity 3  
Additional technical data see page 212

Solder pin length      3.2 mm      4.5 mm

Poles	Type	Colour		Qty.
		3.2 mm	4.5 mm	
4	SLD 3.5 V/4/90	1642090000	1642620000	50
8	SLD 3.5 V/8/90	1642100000	1642630000	50
12	SLD 3.5 V/12/90	1642110000	1642640000	50
16	SLD 3.5 V/16/90	1642120000	1642650000	50
20	SLD 3.5 V/20/90	1642130000	1642660000	20
24	SLD 3.5 V/24/90	1642140000	1642670000	20
28	SLD 3.5 V/28/90	1642150000	1642680000	10
32	SLD 3.5 V/32/90	1642160000	1642690000	10
36	SLD 3.5 V/36/90	1642170000	1642700000	10
40	SLD 3.5 V/40/90	1642180000	1642710000	10
44	SLD 3.5 V/44/90	1642190000	1642720000	10
48	SLD 3.5 V/48/90	1642200000	1642730000	10

Accessories	Page
Fixing	194
Marking	196
Coding	199
Miscellaneous	-

Solder pin length      3.2 mm      4.5 mm

Poles	Type	Colour		Qty.
		3.2 mm	4.5 mm	
4	SLD 3.5 V/4/90G	1642240000	1642860000	50
8	SLD 3.5 V/8/90G	1642250000	1642870000	50
12	SLD 3.5 V/12/90G	1642260000	1642880000	50
16	SLD 3.5 V/16/90G	1642270000	1642890000	50
20	SLD 3.5 V/20/90G	1642280000	1642900000	20
24	SLD 3.5 V/24/90G	1642290000	1642910000	20
28	SLD 3.5 V/28/90G	1642300000	1642920000	10
32	SLD 3.5 V/32/90G	1642310000	1642930000	10
36	SLD 3.5 V/36/90G	1642320000	1642940000	10
40	SLD 3.5 V/40/90G	1642330000	1642950000	10
44	SLD 3.5 V/44/90G	1642340000	1642960000	10
48	SLD 3.5 V/48/90G	1642350000	1642970000	10

Accessories	Page
Fixing	194
Marking	196
Coding	199
Miscellaneous	-

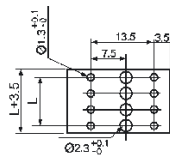
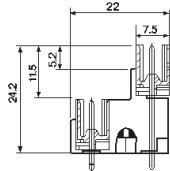
Solder pin length      3.2 mm      4.5 mm

Poles	Type	Colour		Qty.
		3.2 mm	4.5 mm	
4	SLD 3.5 V/4/90F	1642370000	1643100000	50
8	SLD 3.5 V/8/90F	1642380000	1643110000	50
12	SLD 3.5 V/12/90F	1642390000	1643120000	50
16	SLD 3.5 V/16/90F	1642400000	1643130000	20
20	SLD 3.5 V/20/90F	1642410000	1643140000	20
24	SLD 3.5 V/24/90F	1642420000	1643150000	10
28	SLD 3.5 V/28/90F	1642430000	1643160000	10
32	SLD 3.5 V/32/90F	1642440000	1643170000	10
36	SLD 3.5 V/36/90F	1642450000	1643180000	10
40	SLD 3.5 V/40/90F	1642460000	1643190000	10
44	SLD 3.5 V/44/90F	1642470000	1643200000	10
48	SLD 3.5 V/48/90F	1642480000	1643210000	10

Accessories	Page
Fixing	194
Marking	196
Coding	199
Miscellaneous	-



## Pin headers SLD 3.5V/180

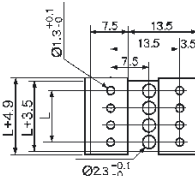
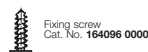
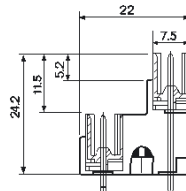



$$L = (n/2 - 1) \times 3.5$$

Technical Data		VDE	UL	CSA
Rated voltage	V	160*	300	300
Rated current	A	8	10	10

\*Overvoltage category III / Pollution severity 3  
Additional technical data see page 212

## Pin headers SLD 3.5V/180G

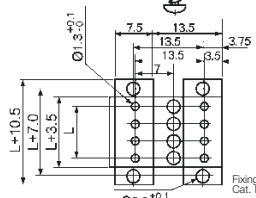
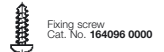
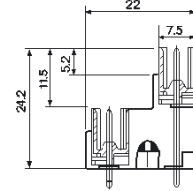


$$L = (n/2 - 1) \times 3.5$$

Technical Data		VDE	UL	CSA
Rated voltage	V	160*	300	300
Rated current	A	8	10	10

\*Overvoltage category III / Pollution severity 3  
Additional technical data see page 212

## Pin headers SLD 3.5V/180F



$$L = (n/2 - 1) \times 3.5$$

Technical Data		VDE	UL	CSA
Rated voltage	V	160*	300	300
Rated current	A	8	10	10

\*Overvoltage category III / Pollution severity 3  
Additional technical data see page 212

Solder pin length		3.2 mm	4.5 mm		
Colour					
Poles	Type	Cat. No.	Cat. No.	Qty.	
4	SLD 3.5 V/4/180	1640980000	1641490000	50	
8	SLD 3.5 V/8/180	1640990000	1641500000	50	
12	SLD 3.5 V/12/180	1641000000	1641510000	50	
16	SLD 3.5 V/16/180	1641010000	1641520000	20	
20	SLD 3.5 V/20/180	1641020000	1641530000	20	
24	SLD 3.5 V/24/180	1641030000	1641540000	10	
28	SLD 3.5 V/28/180	1641040000	1641550000	10	
32	SLD 3.5 V/32/180	1641050000	1641560000	10	
36	SLD 3.5 V/36/180	1641060000	1641570000	10	
40	SLD 3.5 V/40/180	1641070000	1641580000	10	
44	SLD 3.5 V/44/180	1641080000	1641590000	10	
48	SLD 3.5 V/48/180	1641090000	1641600000	10	

Solder pin length		3.2 mm	4.5 mm		
Colour					
Poles	Type	Cat. No.	Cat. No.	Qty.	
4	SLD 3.5 V/4/180G	1641110000	1641730000	50	
8	SLD 3.5 V/8/180G	1641120000	1641740000	50	
12	SLD 3.5 V/12/180G	1641130000	1641750000	50	
16	SLD 3.5 V/16/180G	1641140000	1641760000	20	
20	SLD 3.5 V/20/180G	1641150000	1641770000	20	
24	SLD 3.5 V/24/180G	1641160000	1641780000	10	
28	SLD 3.5 V/28/180G	1641170000	1641790000	10	
32	SLD 3.5 V/32/180G	1641180000	1641800000	10	
36	SLD 3.5 V/36/180G	1641190000	1641810000	10	
40	SLD 3.5 V/40/180G	1641200000	1641820000	10	
44	SLD 3.5 V/44/180G	1641210000	1641830000	10	
48	SLD 3.5 V/48/180G	1641220000	1641840000	10	

Solder pin length		3.2 mm	4.5 mm		
Colour					
Poles	Type	Cat. No.	Cat. No.	Qty.	
4	SLD 3.5 V/4/180F	1641240000	1641970000	50	
8	SLD 3.5 V/8/180F	1641250000	1641980000	50	
12	SLD 3.5 V/12/180F	1641260000	1641990000	50	
16	SLD 3.5 V/16/180F	1641270000	1642000000	20	
20	SLD 3.5 V/20/180F	1641280000	1642010000	20	
24	SLD 3.5 V/24/180F	1641290000	1642020000	10	
28	SLD 3.5 V/28/180F	1641300000	1642030000	10	
32	SLD 3.5 V/32/180F	1641310000	1642040000	10	
36	SLD 3.5 V/36/180F	1641320000	1642050000	10	
40	SLD 3.5 V/40/180F	1641330000	1642060000	10	
44	SLD 3.5 V/44/180F	1641340000	1642070000	10	
48	SLD 3.5 V/48/180F	1641350000	1642080000	10	

Accessories	Page
Fixing	194
Marking	196
Coding	199
Miscellaneous	-

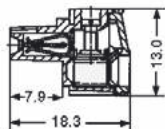

Accessories	Page
Fixing	194
Marking	196
Coding	199
Miscellaneous	-

Accessories	Page
Fixing	194
Marking	196
Coding	199
Miscellaneous	-

# Omnimate Range - Pitch 3.5 mm



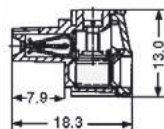
## Socket blocks BL 3.5



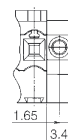
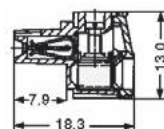
## Socket blocks BL 3.5 PRINT



printed version



## Socket blocks BL 3.5F



Technical Data		VDE	UL	CSA
Rated voltage	V	160*	300	300
Rated current	A	12	10	10
Clamping range max.	mm <sup>2</sup> /AWG	1.5	14	14

\*Overvoltage category III / Pollution severity 3

Additional technical data see page 213

Technical Data		VDE	UL	CSA
Rated voltage	V	160*	300	300
Rated current	A	12	10	10
Clamping range max.	mm <sup>2</sup> /AWG	1.5	14	14

\*Overvoltage category III / Pollution severity 3


Additional technical data see page 213

Technical Data		VDE	UL	CSA
Rated voltage	V	160*	300	300
Rated current	A	12	10	10
Clamping range max.	mm <sup>2</sup> /AWG	1.5	14	14

\*Overvoltage category III / Pollution severity 3

Additional technical data see page 213

### Colour




Poles	Type	Cat. No.	Cat. No.	Qty.
2	BL 3.5/2	1597360000	1615670000	100
3	BL 3.5/3	1597370000	1615680000	100
4	BL 3.5/4	1597380000	1615690000	100
5	BL 3.5/5	1597390000	1614090000	50
6	BL 3.5/6	1597400000	1610180000	50
7	BL 3.5/7	1597410000	1610190000	50
8	BL 3.5/8	1597420000	1615700000	50
9	BL 3.5/9	1597430000	1615710000	50
10	BL 3.5/10	1597440000	1610200000	50
11	BL 3.5/11	1597450000	1615720000	50
12	BL 3.5/12	1597460000	1615730000	50
13	BL 3.5/13	1597470000	1615740000	50
14	BL 3.5/14	1597480000	1615750000	50
15	BL 3.5/15	1597490000	1615760000	50
16	BL 3.5/16	1597500000	1615770000	50
17	BL 3.5/17	1620290000	1620370000	20
18	BL 3.5/18	1620300000	1620380000	20
19	BL 3.5/19	1620310000	1620390000	20
20	BL 3.5/20	1620320000	1620400000	20
21	BL 3.5/21	1620330000	1620410000	20
22	BL 3.5/22	1620340000	1620420000	20
23	BL 3.5/23	1620350000	1620430000	20
24	BL 3.5/24	1620360000	1620440000	20

### Colour



Poles	Type	Cat. No.	Qty.
2	BL 3.5/2 Printed	1740621001	100
3	BL 3.5/3 Printed	1740631001	100
4	BL 3.5/4 Printed	1740641001	100
5	BL 3.5/5 Printed	1740651001	50
6	BL 3.5/6 Printed	1740661001	50
8	BL 3.5/8 Printed	1740671001	50
10	BL 3.5/10 Printed	1740681001	50
12	BL 3.5/12 Printed	1674790000	50
16	BL 3.5/16 Printed	1740691001	50
20	BL 3.5/20 Printed	1740701001	20

### Colour



Poles	Type	Cat. No.	Cat. No.	Qty.
2	BL 3.5/2F	1606640000	1615780000	100
3	BL 3.5/3F	1606650000	1615790000	100
4	BL 3.5/4F	1606660000	1615800000	100
5	BL 3.5/5F	1606670000	1615810000	50
6	BL 3.5/6F	1606680000	1615820000	50
7	BL 3.5/7F	1606690000	1615830000	50
8	BL 3.5/8F	1606700000	1615840000	50
9	BL 3.5/9F	1606710000	1615850000	50
10	BL 3.5/10F	1606720000	1615860000	50
11	BL 3.5/11F	1606730000	1615870000	50
12	BL 3.5/12F	1606740000	1615880000	50
13	BL 3.5/13F	1606750000	1615890000	50
14	BL 3.5/14F	1606760000	1615900000	50
15	BL 3.5/15F	1606770000	1615910000	50
16	BL 3.5/16F	1606780000	1615920000	50
17	BL 3.5/17F	1620760000	1620840000	20
18	BL 3.5/18F	1620770000	1620850000	20
19	BL 3.5/19F	1620780000	1620860000	20
20	BL 3.5/20F	1620790000	1620870000	20
21	BL 3.5/21F	1620800000	1620880000	20
22	BL 3.5/22F	1620810000	1620890000	20
23	BL 3.5/23F	1620820000	1620900000	20
24	BL 3.5/24F	1620830000	1620910000	20

Accessories	Page
Fixing	195
Marking	196
Coding	199
Miscellaneous	204-207

Accessories	Page
Fixing	195
Marking	196
Coding	199
Miscellaneous	204-207

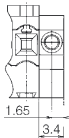
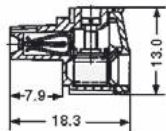
Accessories	Page
Fixing	integrated in product, 195
Marking	196
Coding	199
Miscellaneous	204-207



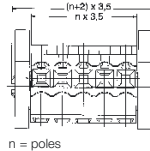
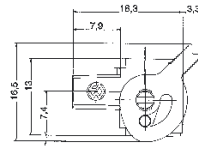
Socket blocks BL 3.5F BEDR



printed version



Socket blocks BL 3.5 LH



n = poles

Technical Data		VDE	UL	CSA
Rated voltage	V	160*	300	300
Rated current	A	12	10	10
Clamping range max.	mm <sup>2</sup> /AWG	1.5	14	14

\*Overvoltage category III / Pollution severity 3

Additional technical data see page 213

Technical Data		VDE	UL	CSA
Rated voltage	V	160*	300	300
Rated current	A	12	10	10
Clamping range max.	mm <sup>2</sup> /AWG	1.5	14	14

\*Overvoltage category III / Pollution severity 3

Additional technical data see page 213

Colour



Poles	Type	Cat. No.	Qty.
2	BL 3.5/2F Printed	1740711001	100
3	BL 3.5/3F Printed	1740721001	100
4	BL 3.5/4F Printed	1740731001	100
5	BL 3.5/5F Printed	1740741001	50
6	BL 3.5/6F Printed	1740751001	50
8	BL 3.5/8F Printed	1689930000	50
10	BL 3.5/10F Printed	1701730000	50
12	BL 3.5/12F Printed	1740761001	50
16	BL 3.5/16F Printed	1712261001	50
20	BL 3.5/20F Printed	1740771001	20

Colour



Poles	Type	Cat. No. <sup>1)</sup>	Cat. No. <sup>2)</sup>	Qty.
2	BL 3.5/2LH	1687650000	1687880000	100
3	BL 3.5/3LH	1687660000	1687890000	100
4	BL 3.5/4LH	1687670000	1687900000	100
5	BL 3.5/5LH	1687680000	1687910000	50
6	BL 3.5/6LH	1687690000	1687920000	50
7	BL 3.5/7LH	1687700000	1687930000	50
8	BL 3.5/8LH	1687710000	1687940000	50
9	BL 3.5/9LH	1687720000	1687950000	50
10	BL 3.5/10LH	1687730000	1687960000	50
11	BL 3.5/11LH	1687740000	1687970000	50
12	BL 3.5/12LH	1687750000	1687980000	50
13	BL 3.5/13LH	1687760000	1687990000	50
14	BL 3.5/14LH	1687770000	1688000000	50
15	BL 3.5/15LH	1687780000	1688010000	50
16	BL 3.5/16LH	1687790000	1688020000	50
17	BL 3.5/17LH	1687800000	1688030000	20
18	BL 3.5/18LH	1687810000	1688040000	20
19	BL 3.5/19LH	1687820000	1688050000	20
20	BL 3.5/20LH	1687830000	1688060000	20
21	BL 3.5/21LH	1687840000	1688070000	20
22	BL 3.5/22LH	1687850000	1688080000	20
23	BL 3.5/23LH	1687860000	1688090000	20
24	BL 3.5/24LH	1687870000	1688100000	20

1) Release lever in black, 2) Release lever in orange

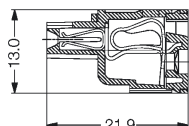
Accessories	Page
Fixing	integrated in product, 195
Marking	196
Coding	199
Miscellaneous	204-207

Accessories	Page
Fixing	195
Marking	196
Coding	199
Miscellaneous	204-207

## Omnimate Range - Pitch 3.5 mm



### Socket blocks BLZF 3.5

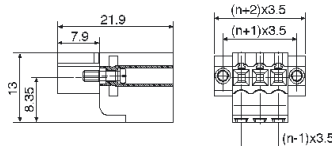
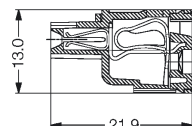


Technical Data		VDE	UL	CSA
Rated voltage	V	160*	300	300
Rated current	A	10	10	10
Clamping range max.	mm <sup>2</sup> /AWG	1.5	14	14

\*Overvoltage category III / Pollution severity 3

Additional technical data see page 213

### Socket blocks BLZF 3.5F

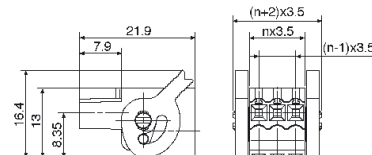
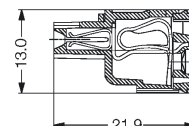


Technical Data		VDE	UL	CSA
Rated voltage	V	160*	300	300
Rated current	A	10	10	10
Clamping range max.	mm <sup>2</sup> /AWG	1.5	14	14

\*Overvoltage category III / Pollution severity 3

Additional technical data see page 213

### Socket blocks BLZF 3.5 LH



Technical Data		VDE	UL	CSA
Rated voltage	V	160*	300	300
Rated current	A	10	10	10
Clamping range max.	mm <sup>2</sup> /AWG	1.5	14	14

\*Overvoltage category III / Pollution severity 3

Additional technical data see page 213

#### Colour



Poles	Type	Cat. No.	Cat. No.	Qty.
2	BLZF 3.5/2	1690190000	1690420000	100
3	BLZF 3.5/3	1690200000	1690430000	100
4	BLZF 3.5/4	1690210000	1690440000	100
5	BLZF 3.5/5	1690220000	1690450000	50
6	BLZF 3.5/6	1690230000	1690460000	50
7	BLZF 3.5/7	1690240000	1690470000	50
8	BLZF 3.5/8	1690250000	1690480000	50
9	BLZF 3.5/9	1690260000	1690490000	50
10	BLZF 3.5/10	1690270000	1690500000	50
11	BLZF 3.5/11	1690280000	1690510000	50
12	BLZF 3.5/12	1690290000	1690520000	50
13	BLZF 3.5/13	1690300000	1690530000	50
14	BLZF 3.5/14	1690310000	1690540000	50
15	BLZF 3.5/15	1690320000	1690550000	50
16	BLZF 3.5/16	1690330000	1690560000	50
17	BLZF 3.5/17	1690340000	1690570000	20
18	BLZF 3.5/18	1690350000	1690580000	20
19	BLZF 3.5/19	1690360000	1690590000	20
20	BLZF 3.5/20	1690370000	1690600000	20
21	BLZF 3.5/21	1690380000	1690610000	20
22	BLZF 3.5/22	1690390000	1690620000	20
23	BLZF 3.5/23	1690400000	1690630000	20
24	BLZF 3.5/24	1690410000	1690640000	20

Accessories	Page
Fixing	-
Marking	196
Coding	199
Miscellaneous	201-207


#### Colour



Poles	Type	Cat. No.	Cat. No.	Qty.
2	BLZF 3.5/2F	1690880000	1691100000	100
3	BLZF 3.5/3F	1690890000	1691120000	100
4	BLZF 3.5/4F	1690900000	1691130000	100
5	BLZF 3.5/5F	1690910000	1691140000	50
6	BLZF 3.5/6F	1690920000	1691150000	50
7	BLZF 3.5/7F	1690930000	1691160000	50
8	BLZF 3.5/8F	1690940000	1691170000	50
9	BLZF 3.5/9F	1690950000	1691180000	50
10	BLZF 3.5/10F	1690960000	1691190000	50
11	BLZF 3.5/11F	1690970000	1691200000	50
12	BLZF 3.5/12F	1690980000	1691210000	50
13	BLZF 3.5/13F	1690990000	1691220000	50
14	BLZF 3.5/14F	1691000000	1691230000	50
15	BLZF 3.5/15F	1691010000	1691240000	50
16	BLZF 3.5/16F	1691020000	1691250000	50
17	BLZF 3.5/17F	1691030000	1691260000	20
18	BLZF 3.5/18F	1691040000	1691270000	20
19	BLZF 3.5/19F	1691050000	1691280000	20
20	BLZF 3.5/20F	1691060000	1691290000	20
21	BLZF 3.5/21F	1691070000	1691300000	20
22	BLZF 3.5/22F	1691080000	1691310000	20
23	BLZF 3.5/23F	1691090000	1691320000	20
24	BLZF 3.5/24F	1691100000	1691330000	20

Accessories	Page
Fixing	integrated in product
Marking	196
Coding	199
Miscellaneous	201-207

#### Colour



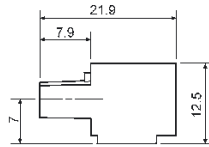
Poles	Type	Cat. No. <sup>1)</sup>	Cat. No. <sup>2)</sup>	Qty.
2	BLZF 3.5/2LH	1691570000	1691800000	100
3	BLZF 3.5/3LH	1691580000	1691810000	100
4	BLZF 3.5/4LH	1691590000	1691820000	100
5	BLZF 3.5/5LH	1691600000	1691830000	50
6	BLZF 3.5/6LH	1691610000	1691840000	50
7	BLZF 3.5/7LH	1691620000	1691850000	50
8	BLZF 3.5/8LH	1691630000	1691860000	50
9	BLZF 3.5/9LH	1691640000	1691870000	50
10	BLZF 3.5/10LH	1691650000	1691880000	50
11	BLZF 3.5/11LH	1691660000	1691890000	50
12	BLZF 3.5/12LH	1691670000	1691900000	50
13	BLZF 3.5/13LH	1691680000	1691910000	50
14	BLZF 3.5/14LH	1691690000	1691920000	50
15	BLZF 3.5/15LH	1691700000	1691930000	50
16	BLZF 3.5/16LH	1691710000	1691940000	50
17	BLZF 3.5/17LH	1691720000	1691950000	20
18	BLZF 3.5/18LH	1691730000	1691960000	20
19	BLZF 3.5/19LH	1691740000	1691970000	20
20	BLZF 3.5/20LH	1691750000	1691980000	20
21	BLZF 3.5/21LH	1691760000	1691990000	20
22	BLZF 3.5/22LH	1691770000	1692000000	20
23	BLZF 3.5/23LH	1691780000	1692010000	20
24	BLZF 3.5/24LH	1691790000	1692020000	20

1) Release lever in black, 2) Release lever in orange

Accessories	Page
Fixing	-
Marking	196
Coding	199
Miscellaneous	201-207



## Socket blocks BLIDC 3.5



Technical Data		VDE	UL	CSA
Rated voltage	V	160*	300	300
Rated current	A	6	7	7
Clamping range max.	mm <sup>2</sup> /AWG	0.5	20	20

\*Overvoltage category III / Pollution severity 3  
Additional technical data see page 214

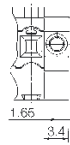
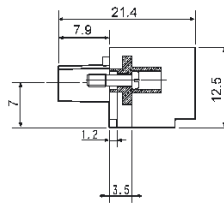
### Colour



Poles	Type	Cat. No.	Cat. No.	Qty.
2	BLIDC 3.5/2	1750790000	1770940000	100
3	BLIDC 3.5/3	1750800000	1770950000	100
4	BLIDC 3.5/4	1750810000	1770960000	100
5	BLIDC 3.5/5	1750820000	1770970000	50
6	BLIDC 3.5/6	1750830000	1770980000	50
7	BLIDC 3.5/7	1750840000	1770990000	50
8	BLIDC 3.5/8	1750850000	1771000000	50
9	BLIDC 3.5/9	1750860000	1771010000	50
10	BLIDC 3.5/10	1750870000	1771020000	50
11	BLIDC 3.5/11	1750880000	1771030000	50
12	BLIDC 3.5/12	1750890000	1771040000	50
13	BLIDC 3.5/13	1750900000	1771050000	50
14	BLIDC 3.5/14	1750910000	1771060000	50
15	BLIDC 3.5/15	1750920000	1771070000	50
16	BLIDC 3.5/16	1750930000	1771080000	50

Accessories	Page
Fixing	-
Marking	196
Coding	199
Miscellaneous	202, 208


## Socket blocks BLIDC 3.5F



Technical Data		VDE	UL	CSA
Rated voltage	V	160*	300	300
Rated current	A	6	7	7
Clamping range max.	mm <sup>2</sup> /AWG	0.5	20	20

\*Overvoltage category III / Pollution severity 3  
Additional technical data see page 214

### Colour



Poles	Type	Cat. No.	Cat. No.	Qty.
2	BLIDC 3.5/2F	1751090000	1771090000	100
3	BLIDC 3.5/3F	1751100000	1771100000	100
4	BLIDC 3.5/4F	1751110000	1771110000	100
5	BLIDC 3.5/5F	1751120000	1771120000	50
6	BLIDC 3.5/6F	1751130000	1771130000	50
7	BLIDC 3.5/7F	1751140000	1771140000	50
8	BLIDC 3.5/8F	1751150000	1771150000	50
9	BLIDC 3.5/9F	1751160000	1771160000	50
10	BLIDC 3.5/10F	1751170000	1771170000	50
11	BLIDC 3.5/11F	1751180000	1771180000	50
12	BLIDC 3.5/12F	1751190000	1771190000	50
13	BLIDC 3.5/13F	1751200000	1771200000	50
14	BLIDC 3.5/14F	1751210000	1771210000	50
15	BLIDC 3.5/15F	1751220000	1771220000	50
16	BLIDC 3.5/16F	1751230000	1771230000	50

Accessories	Page
Fixing	integrated in product
Marking	196
Coding	199
Miscellaneous	202, 208

## Socket blocks BLIDCB 3.5



Bus version

Technical Data		VDE	UL	CSA
Rated voltage	V	160*	300	300
Rated current	A	6	7	7
Clamping range max.	mm <sup>2</sup> /AWG	0.5	20	20

\*Overvoltage category III / Pollution severity 3  
Additional technical data see page 214

### Colour



Poles	Type	Cat. No.	Cat. No.	Qty.
2	BLIDCB 3.5/2	1751380000	1770670000	100
3	BLIDCB 3.5/3	1751390000	1770680000	100
4	BLIDCB 3.5/4	1751400000	1770690000	100
5	BLIDCB 3.5/5	1751410000	1770700000	50
6	BLIDCB 3.5/6	1751420000	1770710000	50
7	BLIDCB 3.5/7	1751430000	1770720000	50
8	BLIDCB 3.5/8	1751440000	1770730000	50

Accessories	Page
Fixing	-
Marking	196
Coding	199
Miscellaneous	208

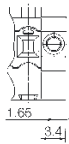
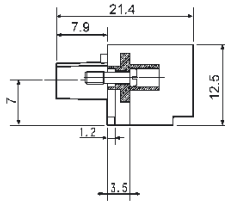
# Omnimate Range - Pitch 3.50 mm



## Socket blocks BLIDCB 3.5F



Bus version



Technical Data		VDE	UL	CSA
Rated voltage	V	160*	300	300
Rated current	A	6	7	7
Clamping range max.	mm <sup>2</sup> /AWG	0.5	20	20

\*Overvoltage category III / Pollution severity 3  
Additional technical data see page 214

### Colour



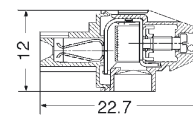

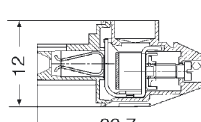

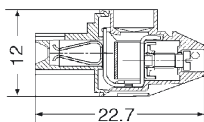

Poles	Type	Cat. No.	Cat. No.	Qty.
2	BLIDCB 3.5/2F	1751450000	1770740000	100
3	BLIDCB 3.5/3F	1751460000	1770750000	100
4	BLIDCB 3.5/4F	1751470000	1770760000	100
5	BLIDCB 3.5/5F	1751480000	1770770000	50
6	BLIDCB 3.5/6F	1751490000	1770780000	50
7	BLIDCB 3.5/7F	1751500000	1770790000	50
8	BLIDCB 3.5/8F	1751510000	1770800000	50

Accessories	Page
Fixing	integrated in product
Marking	196
Coding	199
Miscellaneous	208





## Socket blocks BL 3.5/90



Technical Data		VDE	UL	CSA
Rated voltage	V	160*	300	300
Rated current	A	9	10	10
Clamping range max.	mm <sup>2</sup> /AWG	1.5	14	14

\*Overvoltage category III / Pollution severity 3

Additional technical data see page 213

Technical Data		VDE	UL	CSA
Rated voltage	V	160*	300	300
Rated current	A	9	10	10
Clamping range max.	mm <sup>2</sup> /AWG	1.5	14	14

\*Overvoltage category III / Pollution severity 3

Additional technical data see page 213

Technical Data		VDE	UL	CSA
Rated voltage	V	160*	300	300
Rated current	A	9	10	10
Clamping range max.	mm <sup>2</sup> /AWG	1.5	14	14

\*Overvoltage category III / Pollution severity 3

Additional technical data see page 213

### Colour

Poles	Type	Cat. No.	Cat. No.	Qty.
2	BL 3.5/2/90	1638550000	1638780000	100
3	BL 3.5/3/90	1638560000	1638790000	100
4	BL 3.5/4/90	1638570000	1638800000	100
5	BL 3.5/5/90	1638580000	1638810000	50
6	BL 3.5/6/90	1638590000	1638820000	50
7	BL 3.5/7/90	1638600000	1638830000	50
8	BL 3.5/8/90	1638610000	1638840000	50
9	BL 3.5/9/90	1638620000	1638850000	50
10	BL 3.5/10/90	1638630000	1638860000	50
11	BL 3.5/11/90	1638640000	1638870000	50
12	BL 3.5/12/90	1638650000	1638880000	50
13	BL 3.5/13/90	1638660000	1638890000	50
14	BL 3.5/14/90	1638670000	1638900000	50
15	BL 3.5/15/90	1638680000	1638910000	50
16	BL 3.5/16/90	1638690000	1638920000	50
17	BL 3.5/17/90	1638700000	1638930000	20
18	BL 3.5/18/90	1638710000	1638940000	20
19	BL 3.5/19/90	1638720000	1638950000	20
20	BL 3.5/20/90	1638730000	1638960000	20
21	BL 3.5/21/90	1638740000	1638970000	20
22	BL 3.5/22/90	1638750000	1638980000	20
23	BL 3.5/23/90	1638760000	1638990000	20
24	BL 3.5/24/90	1638770000	1639000000	20

Accessories	Page
Fixing	-
Marking	196
Coding	199
Miscellaneous	207

### Colour

Poles	Type	Cat. No.	Cat. No.	Qty.
2	BL 3.5/2/90F	1639010000	1639240000	100
3	BL 3.5/3/90F	1639020000	1639250000	100
4	BL 3.5/4/90F	1639030000	1639260000	100
5	BL 3.5/5/90F	1639040000	1639270000	50
6	BL 3.5/6/90F	1639050000	1639280000	50
7	BL 3.5/7/90F	1639060000	1639290000	50
8	BL 3.5/8/90F	1639070000	1639300000	50
9	BL 3.5/9/90F	1639080000	1639310000	50
10	BL 3.5/10/90F	1639090000	1639320000	50
11	BL 3.5/11/90F	1639100000	1639330000	50
12	BL 3.5/12/90F	1639110000	1639340000	50
13	BL 3.5/13/90F	1639120000	1639350000	50
14	BL 3.5/14/90F	1639130000	1639360000	50
15	BL 3.5/15/90F	1639140000	1639370000	50
16	BL 3.5/16/90F	1639150000	1639380000	50
17	BL 3.5/17/90F	1639160000	1639390000	20
18	BL 3.5/18/90F	1639170000	1639400000	20
19	BL 3.5/19/90F	1639180000	1639410000	20
20	BL 3.5/20/90F	1639190000	1639420000	20
21	BL 3.5/21/90F	1639200000	1639430000	20
22	BL 3.5/22/90F	1639210000	1639440000	20
23	BL 3.5/23/90F	1639220000	1639450000	20
24	BL 3.5/24/90F	1639230000	1639460000	20

Accessories	Page
Fixing	integrated in product
Marking	196
Coding	199
Miscellaneous	207

### Colour

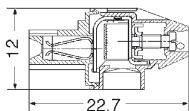
Poles	Type	Cat. No.	Cat. No.	Qty.
2	BL 3.5/2/270	1639470000	1639700000	100
3	BL 3.5/3/270	1639480000	1639710000	100
4	BL 3.5/4/270	1639490000	1639720000	100
5	BL 3.5/5/270	1639500000	1639730000	50
6	BL 3.5/6/270	1639510000	1639740000	50
7	BL 3.5/7/270	1639520000	1639750000	50
8	BL 3.5/8/270	1639530000	1639760000	50
9	BL 3.5/9/270	1639540000	1639770000	50
10	BL 3.5/10/270	1639550000	1639780000	50
11	BL 3.5/11/270	1639560000	1639790000	50
12	BL 3.5/12/270	1639570000	1639800000	50
13	BL 3.5/13/270	1639580000	1639810000	50
14	BL 3.5/14/270	1639590000	1639820000	50
15	BL 3.5/15/270	1639600000	1639830000	50
16	BL 3.5/16/270	1639610000	1639840000	50
17	BL 3.5/17/270	1639620000	1639850000	20
18	BL 3.5/18/270	1639630000	1639860000	20
19	BL 3.5/19/270	1639640000	1639870000	20
20	BL 3.5/20/270	1639650000	1639880000	20
21	BL 3.5/21/270	1639660000	1639890000	20
22	BL 3.5/22/270	1639670000	1639900000	20
23	BL 3.5/23/270	1639680000	1639910000	20
24	BL 3.5/24/270	1639690000	1639920000	20

Accessories	Page
Fixing	-
Marking	196
Coding	199
Miscellaneous	207

# Omnimate Range - Pitch 3.50 mm



## Socket blocks BL 3.5/270F



Technical Data		VDE	UL	CSA
Rated voltage	V	160*	300	300
Rated current	A	9	10	10
Clamping range max.	mm <sup>2</sup> /AWG	1.5	14	14

\*Overvoltage category III / Pollution severity 3

Additional technical data see page 213

### Colour



Poles	Type	Cat. No.	Cat. No.	Qty.
2	BL 3.5/2/270F	1639930000	1640160000	100
3	BL 3.5/3/270F	1639940000	1640170000	100
4	BL 3.5/4/270F	1639950000	1640180000	100
5	BL 3.5/5/270F	1639960000	1640190000	50
6	BL 3.5/6/270F	1639970000	1640200000	50
7	BL 3.5/7/270F	1639980000	1640210000	50
8	BL 3.5/8/270F	1639990000	1640220000	50
9	BL 3.5/9/270F	1640000000	1640230000	50
10	BL 3.5/10/270F	1640010000	1640240000	50
11	BL 3.5/11/270F	1640020000	1640250000	50
12	BL 3.5/12/270F	1640030000	1640260000	50
13	BL 3.5/13/270F	1640040000	1640270000	50
14	BL 3.5/14/270F	1640050000	1640280000	50
15	BL 3.5/15/270F	1640060000	1640290000	50
16	BL 3.5/16/270F	1640070000	1640300000	50
17	BL 3.5/17/270F	1640080000	1640310000	20
18	BL 3.5/18/270F	1640090000	1640320000	20
19	BL 3.5/19/270F	1640100000	1640330000	20
20	BL 3.5/20/270F	1640110000	1640340000	20
21	BL 3.5/21/270F	1640120000	1640350000	20
22	BL 3.5/22/270F	1640130000	1640360000	20
23	BL 3.5/23/270F	1640140000	1640370000	20
24	BL 3.5/24/270F	1640150000	1640380000	20

Accessories	Page
Fixing	integrated in product
Marking	196
Coding	199
Miscellaneous	207

**Omnimate Range**  
**Pitch 3.50 mm**

## BL I/O 3.5

### The pluggable connection level for I/O-systems

BL I/O 3.5 combines the advantages of rail mounted sensor/actuator connection systems with the compactness of our connector system BL 3.5/SL 3.5. The plug offers eight 3-channel Input/Outputs and in addition six cross-connect levels for feeding and distribution of supply voltage. Integrated cross-connections ensure the potential distribution for the I/O-channels.

With the single-version of BL I/O 3.5 conventional rail mounted connection levels can also be used, e.g. ZIK•ZAK - the modular I/O-connection system with tension clamp cable termination. This flexibility enables a free choice at the field connection level and is independent of the design of the electronics. The BL I/O 3.5 variant with integrated signal-state LEDs allows a check of the sensor status. This is independent of the control unit.



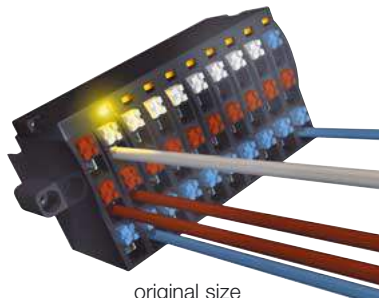
#### Application:

- decentralised I/O
- compact PLC
- IPC


#### Advantages:

- full functionality of an 8-channel I/O-connection level
- simple and rapid wiring
- integrated state LEDs
- variable distribution of the supply voltage
- design of the I/O-electronics is independent of the field connection level



- Integrated LEDs show the status of the connected sensors and actuators during commissioning.



original size




- A free choice of the field wiring: with conventional rail mounted connection systems or our compact BL I/O 3.5 system.



- The spring connection technique guarantees very easy operation: solid or ferruled conductors, and even flexible conductors without ferrules can be connected without a tool and disconnected very easily at the touch of a button.

- Six cross-connect levels enable feeding and distribution of the supply power.
- Integrated cross-connections provide the potential distribution to the individual I/O-channels.

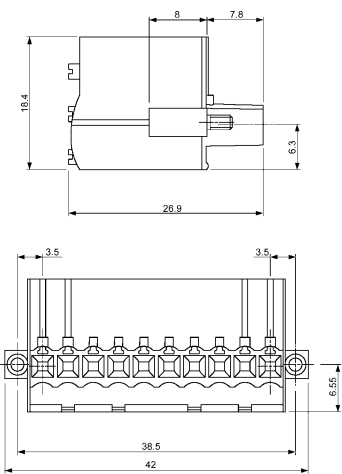




## Socket blocks BL-I/O 3.5/30F

**new**

Connection of eight 3-wire sensors/actuators, integrated potential distribution, six jumpering contacts for voltage feeding/distribution.



Technical Data	VDE	UL	CSA
Rated voltage	V	50*	50
Rated current	A	2	5
Total current carrying capacity	A	10	-
Clamping range max.	mm <sup>2</sup> /AWG	1.5	16

\*Overvoltage category III / Pollution severity 3  
Additional technical data see page 214

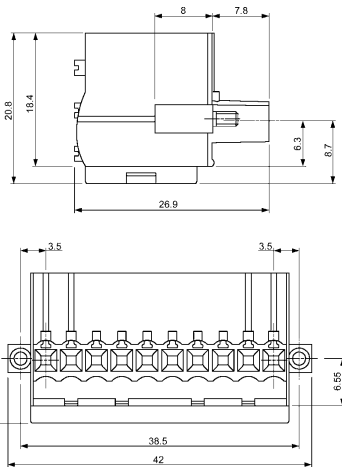
Colour	Poles	Type	Cat. No.	Qty.
●	30	BL-I/O 3.5/30F	<b>1779920000</b>	20

Accessories	Page
Fixing	integrated in product
Marking	196
Coding	199
Miscellaneous	-

## Socket blocks BL-I/O 3.5/30F LED

**new**

Connection of eight 3-wire sensors/actuators, integrated potential distribution, integrated LEDs, six jumpering contacts for voltage feeding/distribution.



Technical Data	VDE	UL	CSA
Rated voltage	V	24*	24
Rated current	A	2	5
Total current carrying capacity	A	10	-
Clamping range max.	mm <sup>2</sup> /AWG	1.5	16

\*Overvoltage category III / Pollution severity 2  
Additional technical data see page 214

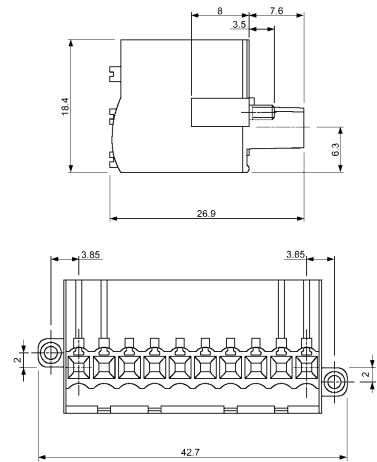
Colour	Poles	Type	Cat. No.	Qty.
●	30	BL-I/O 3.5/30F LED	<b>1789110000</b>	20

Accessories	Page
Fixing	integrated in product
Marking	196
Coding	199
Miscellaneous	-

## Socket blocks BL-I/O 3.5/30FP

**new**

Connection of eight 3-wire sensors/actuators, integrated potential distribution, six jumpering contacts for voltage feeding/distribution, compact flanges for bolting the socket connector to the front of a device.



Technical Data	VDE	UL	CSA
Rated voltage	V	50*	50
Rated current	A	2	5
Total current carrying capacity	A	10	-
Clamping range max.	mm <sup>2</sup> /AWG	1.5	16

\*Overvoltage category III / Pollution severity 3  
Additional technical data see page 214

Colour	Poles	Type	Cat. No.	Qty.
●	30	BL-I/O 3.5/30FP	<b>1779910000</b>	20

Accessories	Page
Fixing	integrated in product
Marking	196
Coding	199
Miscellaneous	-

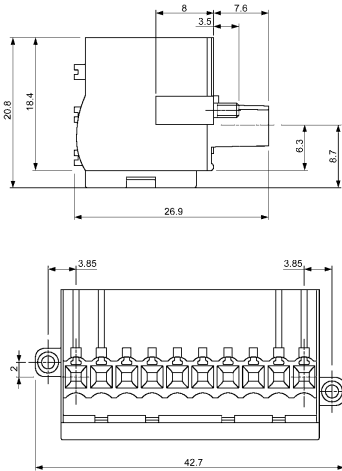
# Omnimate Range - Pitch 3.50 mm



## Socket blocks BL-I/O 3.5/30FP LED

**new**

Connection of eight 3-wire sensors/actuators, integrated potential distribution, integrated LEDs, six jumpering contacts for voltage feeding/distribution, compact flanges for bolting the socket connector to the front of a device.



Technical Data	VDE	UL	CSA
Rated voltage	V 24*	24	24
Rated current	A 2	5	5
Total current carrying capacity	A 10	-	-
Clamping range max.	mm <sup>2</sup> /AWG 1.5	16	16

\*Overvoltage category III / Pollution severity 2  
Additional technical data see page 214

### Colour

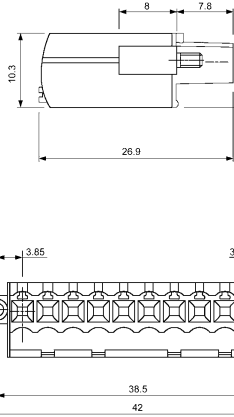
Poles	Type	Cat. No.	Qty.
30	BL-I/O 3.5/30FP LED	<b>178910000</b>	20

Accessories	Page
Fixing	integrated in product
Marking	196
Coding	199
Miscellaneous	-

## Socket blocks BL-I/O 3.5/10F

**new**

Connection of eight signal leads, two contacts for voltage feeding.



Technical Data	VDE	UL	CSA
Rated voltage	V 50*	50	50
Rated current	A 2	5	5
Total current carrying capacity	A 10	-	-
Clamping range max.	mm <sup>2</sup> /AWG 1.5	16	16

\*Overvoltage category III / Pollution severity 3  
Additional technical data see page 214

### Colour

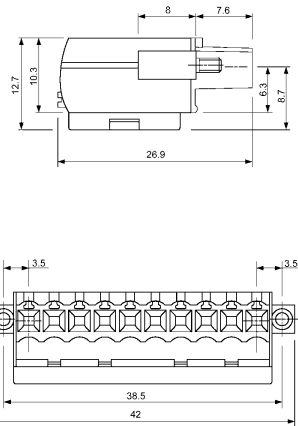
Poles	Type	Cat. No.	Qty.
10	BL-I/O 3.5/10F	<b>1779880000</b>	20

Accessories	Page
Fixing	integrated in product
Marking	196
Coding	199
Miscellaneous	-

## Socket blocks BL-I/O 3.5/10F LED

**new**

Connection of eight signal leads, integrated LEDs, two contacts for voltage feeding.



Technical Data	VDE	UL	CSA
Rated voltage	V 24*	24	24
Rated current	A 2	5	5
Total current carrying capacity	A 10	-	-
Clamping range max.	mm <sup>2</sup> /AWG 1.5	16	16

\*Overvoltage category III / Pollution severity 2  
Additional technical data see page 214

### Colour

Poles	Type	Cat. No.	Qty.
10	BL-I/O 3.5/10F LED	<b>1789090000</b>	20

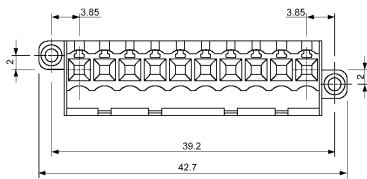
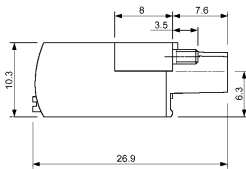
Accessories	Page
Fixing	integrated in product
Marking	196
Coding	199
Miscellaneous	-



Socket blocks BL-I/O 3.5/10FP

**new**

Connection of eight signal leads, two contacts for voltage feeding, compact flanges for bolting the socket connector to the front of a device.



Technical Data	VDE	UL	CSA
Rated voltage	V	50*	50
Rated current	A	2	5
Total current carrying capacity	A	10	-
Clamping range max.	mm <sup>2</sup> /AWG	1.5	16

\*Overvoltage category III / Pollution severity 3

Additional technical data see page 214

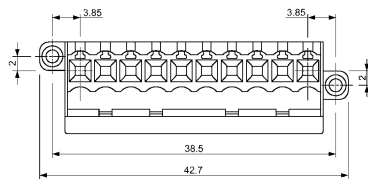
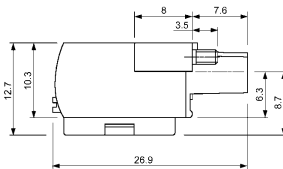
Colour

Poles	Type	Cat. No.	Qty.
10	BL-I/O 3.5/10FP	<b>1779870000</b>	20

Socket blocks BL-I/O 3.5/10FP LED

**new**

Connection of eight signal leads, integrated LEDs, two contacts for voltage feeding, compact flanges for bolting the socket connector to the front of a device.



Technical Data	VDE	UL	CSA
Rated voltage	V	24*	24
Rated current	A	2	5
Total current carrying capacity	A	10	-
Clamping range max.	mm <sup>2</sup> /AWG	1.5	16

\*Overvoltage category III / Pollution severity 2

Additional technical data see page 214

Colour


Poles	Type	Cat. No.	Qty.
10	BL-I/O 3.5/10FP LED	<b>1789080000</b>	20

Accessories

Accessories	Page
Fixing	integrated in product
Marking	196
Coding	199
Miscellaneous	-

Accessories

Accessories	Page
Fixing	integrated in product
Marking	196
Coding	199
Miscellaneous	-





## Omnimate Range - Pitch 5.00 mm and 5.08 mm

The **Omnimate Range** offers a free choice of the connecting technique. Everything is possible with the socket blocks and pin plugs: leaf spring, clamping yoke, tension clamp, TOP, crimp, and IDC connections.

This versatility brings substantial benefits: You design your printed circuit board with a 3.5/5/7mm pitch component and are able to combine different field connections with it – as it is required by end customers and market.

The comprehensive assortment of pin headers and socket blocks, the multitude of different angles between pcb, connectors and conductors in the field, and the large selection of accessories permit the **Omnimate Range** to be used in a variety of applications.

For example: motor control, free wiring of initiators and actuators, in interface elements or in power supply units.

### Product features overview:

- free selection of the connecting technique
- easy to use
- end-to-end stacking without loss of pitch
- thermoplastic polyester (PBT), or Liquid Crystal Polymer (LCP) is used as insulation material that is flame-resistant according to UL 94 V-0
- large selection of accessories

With our socket blocks and pin headers in **5.00 mm and 5.08 mm pitch** Weidmüller offers the largest variety of connection techniques than any other connector manufacturer. Leaf spring, clamping yoke, tension clamp, TOP, crimp, and IDC-connection.

The socket blocks can be combined with all single and double-level pin headers with conductor angle of 90°, 135° and 180°. And, of course, with our innovative **SL-SMT 5.00/5.08 pin headers** (Through-Hole-Reflow).

### 5.00/5.08 mm pitch:

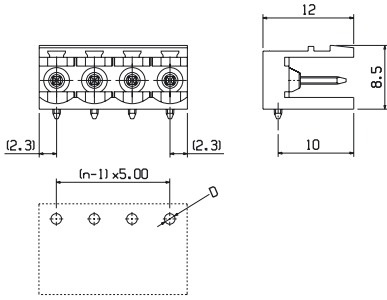
- all pin headers and socket blocks can be combined as required
- two pitch dimensions:  
5.00 mm (metric)  
5.08 mm (0.2 inch, imperial)
- voltages up to 250 V,  
currents up to 12 A,  
conductor cross-sections up to 2.5 mm<sup>2</sup>

# Omnimate Range - Pitch 5.00 mm



## Pin headers SL-SMT 5.00/90

**new**



D = up to 8 poles  $\varnothing 1.4^{+0.1}$   
from 9 poles  $\varnothing 1.5^{+0.1}$

Technical Data		VDE	UL	CSA
Rated voltage	V	250*	300	300
Rated current	A	15	10	10

\*Overvoltage category III / Pollution severity 3  
Additional technical data see page 215

Solder pin length **1.5 mm**  
Tape-on-Reel   
Colour   
Tape width **56 mm**

Poles	Type	Cat. No.	Qty.
2	SL-SMT 5.00/2/90	<b>1797620000</b>	250
3	SL-SMT 5.00/3/90	<b>1797630000</b>	250
4	SL-SMT 5.00/4/90	<b>1797640000</b>	250
5	SL-SMT 5.00/5/90	<b>1797650000</b>	250
6	SL-SMT 5.00/6/90	<b>1797660000</b>	250
7	SL-SMT 5.00/7/90	<b>1797670000</b>	250
8	SL-SMT 5.00/8/90	<b>1797680000</b>	250

For detailed product and application information for SMT see chapter "Other Applications" page 180-188.

Accessories	Page
Fixing	-
Marking	196
Coding	198,199
Miscellaneous	205

Technical Data		VDE	UL	CSA
Rated voltage	V	250*	300	300
Rated current	A	15	10	10

\*Overvoltage category III / Pollution severity 3  
Additional technical data see page 215

Solder pin length **1.5 mm**  
Standard Box   
Colour

Poles	Type	Cat. No.	Qty.
2	SL-SMT 5.00/2/90	<b>1796930000</b>	100
3	SL-SMT 5.00/3/90	<b>1796940000</b>	100
4	SL-SMT 5.00/4/90	<b>1796950000</b>	100
5	SL-SMT 5.00/5/90	<b>1796960000</b>	50
6	SL-SMT 5.00/6/90	<b>1796970000</b>	50
7	SL-SMT 5.00/7/90	<b>1796980000</b>	50
8	SL-SMT 5.00/8/90	<b>1796990000</b>	50
9	SL-SMT 5.00/9/90	<b>1797000000</b>	50
10	SL-SMT 5.00/10/90	<b>1797010000</b>	50
11	SL-SMT 5.00/11/90	<b>1797020000</b>	50
12	SL-SMT 5.00/12/90	<b>1797030000</b>	50
13	SL-SMT 5.00/13/90	<b>1797040000</b>	50
14	SL-SMT 5.00/14/90	<b>1797050000</b>	50
15	SL-SMT 5.00/15/90	<b>1797060000</b>	50
16	SL-SMT 5.00/16/90	<b>1797070000</b>	50

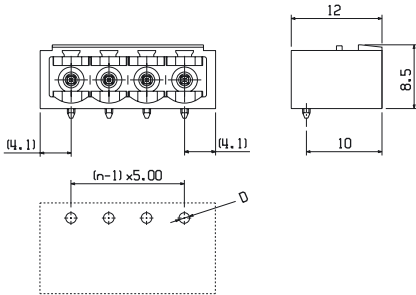
For detailed product and application information for SMT see chapter "Other Applications" page 180-188.

Accessories	Page
Fixing	-
Marking	196
Coding	198,199
Miscellaneous	205



Pin headers SL-SMT 5.00/90G



**new**



D = up to 8 poles  $\varnothing 1.4^{+0.1}$   
from 9 poles  $\varnothing 1.5^{+0.1}$

Technical Data		VDE	UL	CSA
Rated voltage	V	250*	300	300
Rated current	A	15	10	10

\*Overvoltage category III / Pollution severity 3  
Additional technical data see page 215

Solder pin length **1.5 mm**  
Tape-on-Reel   
Colour   
Tape width **56 mm**



Poles	Type	Cat. No.	Qty.
2	SL-SMT 5.00/2/90G	<b>1797690000</b>	250
3	SL-SMT 5.00/3/90G	<b>1797700000</b>	250
4	SL-SMT 5.00/4/90G	<b>1797710000</b>	250
5	SL-SMT 5.00/5/90G	<b>1797720000</b>	250
6	SL-SMT 5.00/6/90G	<b>1797730000</b>	250
7	SL-SMT 5.00/7/90G	<b>1797740000</b>	250

For detailed product and application information for SMT see chapter "Other Applications" page 180-188.

Accessories	Page
Fixing	-
Marking	196
Coding	198,199
Miscellaneous	205

Technical Data		VDE	UL	CSA
Rated voltage	V	250*	300	300
Rated current	A	15	10	10

\*Overvoltage category III / Pollution severity 3  
Additional technical data see page 215

Solder pin length **1.5 mm**  
Standard Box   
Colour 

Poles	Type	Cat. No.	Qty.
2	SL-SMT 5.00/2/90G	<b>1797080000</b>	100
3	SL-SMT 5.00/3/90G	<b>1797090000</b>	100
4	SL-SMT 5.00/4/90G	<b>1797100000</b>	100
5	SL-SMT 5.00/5/90G	<b>1797110000</b>	50
6	SL-SMT 5.00/6/90G	<b>1797120000</b>	50
7	SL-SMT 5.00/7/90G	<b>1797130000</b>	50
8	SL-SMT 5.00/8/90G	<b>1797140000</b>	36
9	SL-SMT 5.00/9/90G	<b>1797150000</b>	50
10	SL-SMT 5.00/10/90G	<b>1797160000</b>	50
11	SL-SMT 5.00/11/90G	<b>1797170000</b>	50
12	SL-SMT 5.00/12/90G	<b>1797180000</b>	50
13	SL-SMT 5.00/13/90G	<b>1797190000</b>	50
14	SL-SMT 5.00/14/90G	<b>1797200000</b>	50
15	SL-SMT 5.00/15/90G	<b>1797210000</b>	50
16	SL-SMT 5.00/16/90G	<b>1797220000</b>	50

For detailed product and application information for SMT see chapter "Other Applications" page 180-188.

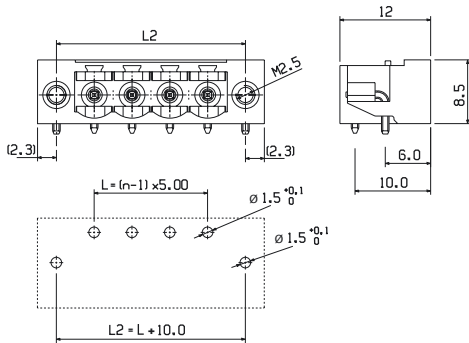
Accessories	Page
Fixing	-
Marking	196
Coding	198,199
Miscellaneous	205

# Omnimate Range - Pitch 5.00 mm



## Pin headers SL-SMT 5.00/90LF

**new**



Technical Data	VDE	UL	CSA
Rated voltage	V	250*	300 300
Rated current	A	15	10 10

\*Overvoltage category III / Pollution severity 3  
Additional technical data see page 215

Technical Data	VDE	UL	CSA
Rated voltage	V	250*	300 300
Rated current	A	15	10 10

\*Overvoltage category III / Pollution severity 3  
Additional technical data see page 215

Solder pin length **1.5 mm**  
Tape-on-Reel   
Colour   
Tape width **56 mm**

Poles	Type	Cat. No.	Qty.
2	SL-SMT 5.00/2/90LF	<b>1797750000</b>	250
3	SL-SMT 5.00/3/90LF	<b>1797760000</b>	250
4	SL-SMT 5.00/4/90LF	<b>1797770000</b>	250
5	SL-SMT 5.00/5/90LF	<b>1797780000</b>	250
6	SL-SMT 5.00/6/90LF	<b>1797790000</b>	250

Solder pin length **1.5 mm**  
Standard Box   
Colour

Poles	Type	Cat. No.	Qty.
2	SL-SMT 5.00/2/90LF	<b>1797230000</b>	100
3	SL-SMT 5.00/3/90LF	<b>1797240000</b>	100
4	SL-SMT 5.00/4/90LF	<b>1797250000</b>	100
5	SL-SMT 5.00/5/90LF	<b>1797260000</b>	50
6	SL-SMT 5.00/6/90LF	<b>1797270000</b>	50
7	SL-SMT 5.00/7/90LF	<b>1797280000</b>	50
8	SL-SMT 5.00/8/90LF	<b>1797290000</b>	50
9	SL-SMT 5.00/9/90LF	<b>1797300000</b>	50
10	SL-SMT 5.00/10/90LF	<b>1797310000</b>	50
11	SL-SMT 5.00/11/90LF	<b>1797320000</b>	50
12	SL-SMT 5.00/12/90LF	<b>1797330000</b>	50
13	SL-SMT 5.00/13/90LF	<b>1797340000</b>	50
14	SL-SMT 5.00/14/90LF	<b>1797350000</b>	50
15	SL-SMT 5.00/15/90LF	<b>1797360000</b>	50
16	SL-SMT 5.00/16/90LF	<b>1797370000</b>	50

For detailed product and application information for SMT see chapter "Other Applications" page 180-188.

For detailed product and application information for SMT see chapter "Other Applications" page 180-188.

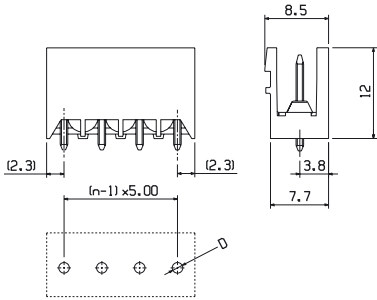
Accessories	Page
Fixing	integrated in product
Marking	196
Coding	198,199
Miscellaneous	205

Accessories	Page
Fixing	integrated in product
Marking	196
Coding	198,199
Miscellaneous	205



Pin headers SL-SMT 5.00/180

**new**



D = up tp 8 poles  $\varnothing 1.4^{+0.1}$   
from 9 poles  $\varnothing 1.5^{+0.1}$

Technical Data		VDE	UL	CSA
Rated voltage	V	250*	300	300
Rated current	A	15	10	10

\*Overvoltage category III / Pollution severity 3  
Additional technical data see page 215

Technical Data		VDE	UL	CSA
Rated voltage	V	250*	300	300
Rated current	A	15	10	10

\*Overvoltage category III / Pollution severity 3  
Additional technical data see page 215

Solder pin length **1.5 mm**  
Tape-on-Reel   
Colour

Tape width		56 mm	
Poles	Type	Cat. No.	Qty.
2	SL-SMT 5.00/2/180	1797800000	200
3	SL-SMT 5.00/3/180	1797810000	200
4	SL-SMT 5.00/4/180	1797820000	200
5	SL-SMT 5.00/5/180	1797830000	200
6	SL-SMT 5.00/6/180	1797840000	200
7	SL-SMT 5.00/7/180	1797850000	200
8	SL-SMT 5.00/8/180	1797860000	200

Solder pin length **1.5 mm**  
Standard Box   
Colour

Poles	Type	Cat. No.	Qty.
2	SL-SMT 5.00/2/180	1796480000	100
3	SL-SMT 5.00/3/180	1796490000	100
4	SL-SMT 5.00/4/180	1796500000	100
5	SL-SMT 5.00/5/180	1796510000	50
6	SL-SMT 5.00/6/180	1796520000	50
7	SL-SMT 5.00/7/180	1796530000	50
8	SL-SMT 5.00/8/180	1796540000	50
9	SL-SMT 5.00/9/180	1796550000	50
10	SL-SMT 5.00/10/180	1796560000	50
11	SL-SMT 5.00/11/180	1796570000	50
12	SL-SMT 5.00/12/180	1796580000	50
13	SL-SMT 5.00/13/180	1796590000	50
14	SL-SMT 5.00/14/180	1796600000	50
15	SL-SMT 5.00/15/180	1796610000	50
16	SL-SMT 5.00/16/180	1796620000	50

For detailed product and application information for SMT see chapter "Other Applications" page 180-188.

For detailed product and application information for SMT see chapter "Other Applications" page 180-188.

Accessories	Page
Fixing	-
Marking	196
Coding	198, 199
Miscellaneous	-

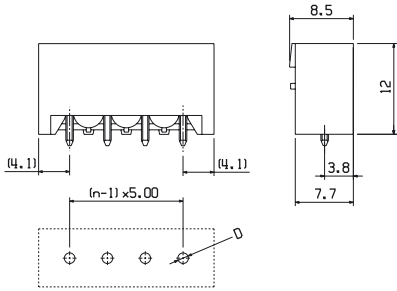
Accessories	Page
Fixing	-
Marking	196
Coding	198, 199
Miscellaneous	-

# Omnimate Range - Pitch 5.00 mm



## Pin headers SL-SMT 5.00/180G



**new**



D = up to 8 poles  $\varnothing 1.4^{+0.1}$   
from 9 poles  $\varnothing 1.5^{+0.1}$

Technical Data		VDE	UL	CSA
Rated voltage	V	250*	300	300
Rated current	A	15	10	10

\*Overvoltage category III / Pollution severity 3  
Additional technical data see page 215

Solder pin length **1.5 mm**  
Tape-on-Reel   
Colour   
Tape width **56 mm**



Poles	Type	Cat. No.	Qty.
2	SL-SMT 5.00/2/180G	<b>1797870000</b>	200
3	SL-SMT 5.00/3/180G	<b>1797880000</b>	200
4	SL-SMT 5.00/4/180G	<b>1797890000</b>	200
5	SL-SMT 5.00/5/180G	<b>1797900000</b>	200
6	SL-SMT 5.00/6/180G	<b>1797910000</b>	200
7	SL-SMT 5.00/7/180G	<b>1797920000</b>	200

For detailed product and application information for SMT see chapter "Other Applications" page 180-188.

Accessories	Page
Fixing	-
Marking	196
Coding	192, 193
Miscellaneous	-

Technical Data		VDE	UL	CSA
Rated voltage	V	250*	300	300
Rated current	A	15	10	10

\*Overvoltage category III / Pollution severity 3  
Additional technical data see page 215

Solder pin length **1.5 mm**  
Standard Box   
Colour 

Poles	Type	Cat. No.	Qty.
2	SL-SMT 5.00/2/180G	<b>1796630000</b>	100
3	SL-SMT 5.00/3/180G	<b>1796640000</b>	100
4	SL-SMT 5.00/4/180G	<b>1796650000</b>	100
5	SL-SMT 5.00/5/180G	<b>1796660000</b>	50
6	SL-SMT 5.00/6/180G	<b>1796670000</b>	50
7	SL-SMT 5.00/7/180G	<b>1796680000</b>	50
8	SL-SMT 5.00/8/180G	<b>1796690000</b>	50
9	SL-SMT 5.00/9/180G	<b>1796700000</b>	50
10	SL-SMT 5.00/10/180G	<b>1796710000</b>	50
11	SL-SMT 5.00/11/180G	<b>1796720000</b>	50
12	SL-SMT 5.00/12/180G	<b>1796730000</b>	50
13	SL-SMT 5.00/13/180G	<b>1796740000</b>	50
14	SL-SMT 5.00/14/180G	<b>1796750000</b>	50
15	SL-SMT 5.00/15/180G	<b>1796760000</b>	50
16	SL-SMT 5.00/16/180G	<b>1796770000</b>	50

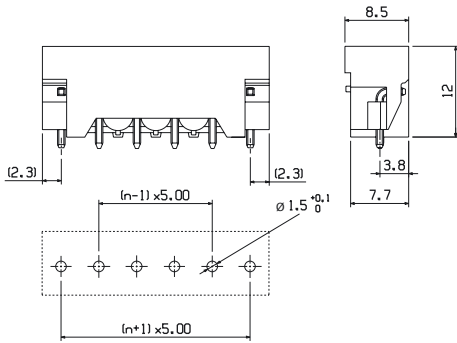
For detailed product and application information for SMT see chapter "Other Applications" page 180-188.

Accessories	Page
Fixing	-
Marking	196
Coding	192, 193
Miscellaneous	-



Pin headers SL-SMT 5.00/180LF

**new**



Technical Data		VDE	UL	CSA
Rated voltage	V	250*	300	300
Rated current	A	15	10	10

\*Overvoltage category III / Pollution severity 3  
Additional technical data see page 215

Technical Data		VDE	UL	CSA
Rated voltage	V	250*	300	300
Rated current	A	15	10	10

\*Overvoltage category III / Pollution severity 3  
Additional technical data see page 215

Solder pin length **1.5 mm**  
Tape-on-Reel   
Colour   
Tape width **56 mm**

Poles	Type	Cat. No.	Qty.
2	SL-SMT 5.00/2/180LF	<b>1797930000</b>	200
3	SL-SMT 5.00/3/180LF	<b>1797940000</b>	200
4	SL-SMT 5.00/4/180LF	<b>1797950000</b>	200
5	SL-SMT 5.00/5/180LF	<b>1797960000</b>	200
6	SL-SMT 5.00/6/180LF	<b>1797970000</b>	200

Solder pin length **1.5 mm**  
Standard Box   
Colour

Poles	Type	Cat. No.	Qty.
2	SL-SMT 5.00/2/180LF	<b>1796780000</b>	100
3	SL-SMT 5.00/3/180LF	<b>1796790000</b>	100
4	SL-SMT 5.00/4/180LF	<b>1796800000</b>	100
5	SL-SMT 5.00/5/180LF	<b>1796810000</b>	50
6	SL-SMT 5.00/6/180LF	<b>1796820000</b>	50
7	SL-SMT 5.00/7/180LF	<b>1796830000</b>	50
8	SL-SMT 5.00/8/180LF	<b>1796840000</b>	50
9	SL-SMT 5.00/9/180LF	<b>1796850000</b>	50
10	SL-SMT 5.00/10/180LF	<b>1796860000</b>	50
11	SL-SMT 5.00/11/180LF	<b>1796870000</b>	50
12	SL-SMT 5.00/12/180LF	<b>1796880000</b>	50
13	SL-SMT 5.00/13/180LF	<b>1796890000</b>	50
14	SL-SMT 5.00/14/180LF	<b>1796900000</b>	50
15	SL-SMT 5.00/15/180LF	<b>1796910000</b>	50
16	SL-SMT 5.00/16/180LF	<b>1796920000</b>	50

For detailed product and application information for SMT see chapter "Other Applications" page 180-188.

For detailed product and application information for SMT see chapter "Other Applications" page 180-188.

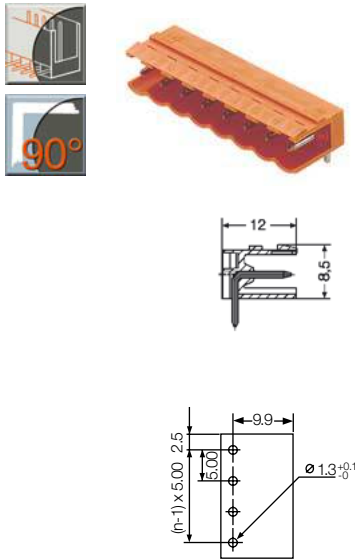
Accessories	Page
Fixing	integrated in product
Marking	196
Coding	198,199
Miscellaneous	-

Accessories	Page
Fixing	integrated in product
Marking	196
Coding	198,199
Miscellaneous	-

# Omnimate Range - Pitch 5.00 mm



## Pin headers SL 5.00/90



Technical Data		VDE	UL	CSA
Rated voltage	V	250*	300	300
Rated current	A	12	10	10

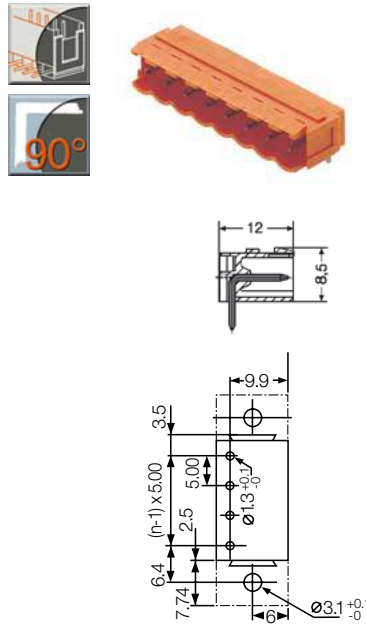
\*Overvoltage category III / Pollution severity 3  
Additional technical data see page 216

Solder pin length      3.2 mm      4.5 mm

Colour				
Poles	Type	Cat. No.	Cat. No.	Qty.
2	SL 5.00/2/90	1571130000	1625990000	100
3	SL 5.00/3/90	1571140000	1626000000	100
4	SL 5.00/4/90	1571150000	1626010000	100
5	SL 5.00/5/90	1571160000	1626020000	50
6	SL 5.00/6/90	1571170000	1596180000	50
7	SL 5.00/7/90	1571180000	1626030000	50
8	SL 5.00/8/90	1571190000	1626040000	50
9	SL 5.00/9/90	1571200000	1626050000	50
10	SL 5.00/10/90	1571210000	1626060000	50
11	SL 5.00/11/90	1571220000	1626070000	50
12	SL 5.00/12/90	1571110000	1626080000	50
13	SL 5.00/13/90	1571230000	1626090000	50
14	SL 5.00/14/90	1571240000	1626100000	50
15	SL 5.00/15/90	1571250000	1626110000	50
16	SL 5.00/16/90	1571260000	1626120000	50
17	SL 5.00/17/90	1571270000	1626130000	20
18	SL 5.00/18/90	1571280000	1626140000	20
19	SL 5.00/19/90	1571290000	1626150000	20
20	SL 5.00/20/90	1571300000	1626160000	20
21	SL 5.00/21/90	1571310000	1626170000	20
22	SL 5.00/22/90	1571320000	1626180000	20
23	SL 5.00/23/90	1571330000	1626190000	20
24	SL 5.00/24/90	1571340000	1626200000	20

Accessories	Page
Fixing	-
Marking	196
Coding	198, 199
Miscellaneous	205

## Pin headers SL 5.00/90B



Technical Data		VDE	UL	CSA
Rated voltage	V	250*	300	300
Rated current	A	12	10	10

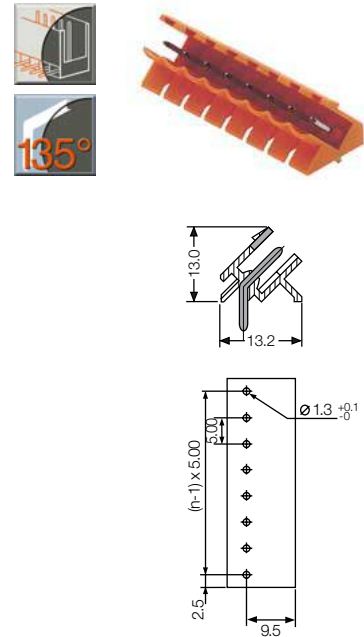
\*Overvoltage category III / Pollution severity 3  
Additional technical data see page 216

Solder pin length      3.2 mm      4.5 mm

Colour				
Poles	Type	Cat. No.	Cat. No.	Qty.
2	SL 5.00/2/90B	1580860000	1626210000	100
3	SL 5.00/3/90B	1580870000	1626220000	100
4	SL 5.00/4/90B	1580880000	1596150000	100
5	SL 5.00/5/90B	1580890000	1626230000	50
6	SL 5.00/6/90B	1580900000	1626240000	50
7	SL 5.00/7/90B	1580910000	1596160000	50
8	SL 5.00/8/90B	1580920000	1626250000	50
9	SL 5.00/9/90B	1580930000	1626260000	50
10	SL 5.00/10/90B	1580940000	1596170000	50
11	SL 5.00/11/90B	1580950000	1626270000	50
12	SL 5.00/12/90B	1580960000	1603320000	50
13	SL 5.00/13/90B	1580970000	1626280000	50
14	SL 5.00/14/90B	1580980000	1626290000	50
15	SL 5.00/15/90B	1580990000	1626300000	50
16	SL 5.00/16/90B	1581000000	1603330000	50
17	SL 5.00/17/90B	1581010000	1626310000	20
18	SL 5.00/18/90B	1581020000	1626320000	20
19	SL 5.00/19/90B	1581030000	1626330000	20
20	SL 5.00/20/90B	1581040000	1626340000	20
21	SL 5.00/21/90B	1581050000	1626350000	20
22	SL 5.00/22/90B	1581060000	1626360000	20
23	SL 5.00/23/90B	1581070000	1626370000	20
24	SL 5.00/24/90B	1581080000	1626380000	20

Accessories	Page
Fixing	193
Marking	196
Coding	198, 199
Miscellaneous	205

## Pin headers SL 5.00/135



Technical Data		VDE	UL	CSA
Rated voltage	V	250*	300	300
Rated current	A	12	10	10

\*Overvoltage category III / Pollution severity 3  
Additional technical data see page 216

Solder pin length      3.2 mm      4.5 mm

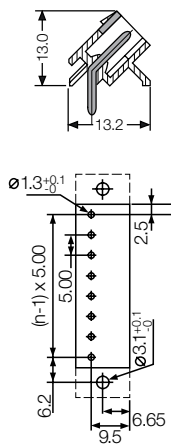
Colour				
Poles	Type	Cat. No.	Cat. No.	Qty.
2	SL 5.00/2/135	1630250000	1630820000	100
3	SL 5.00/3/135	1630260000	1630830000	100
4	SL 5.00/4/135	1630270000	1630840000	100
5	SL 5.00/5/135	1630280000	1630850000	50
6	SL 5.00/6/135	1630290000	1630860000	50
7	SL 5.00/7/135	1630300000	1630870000	50
8	SL 5.00/8/135	1630310000	1630880000	50
9	SL 5.00/9/135	1630320000	1630890000	50
10	SL 5.00/10/135	1630330000	1630900000	50
11	SL 5.00/11/135	1630340000	1630910000	50
12	SL 5.00/12/135	1630350000	1630920000	50
13	SL 5.00/13/135	1630360000	1630930000	50
14	SL 5.00/14/135	1630370000	1630940000	50
15	SL 5.00/15/135	1630380000	1630950000	50
16	SL 5.00/16/135	1630390000	1630960000	50
17	SL 5.00/17/135	1630400000	1630970000	20
18	SL 5.00/18/135	1630410000	1630980000	20
19	SL 5.00/19/135	1630420000	1630990000	20
20	SL 5.00/20/135	1630430000	1631000000	20
21	SL 5.00/21/135	1630440000	1631010000	20
22	SL 5.00/22/135	1630450000	1631020000	20
23	SL 5.00/23/135	1630460000	1631030000	20
24	SL 5.00/24/135	1630470000	1631040000	20

Accessories	Page
Fixing	-
Marking	196
Coding	198, 199
Miscellaneous	-





## Pin headers SL 5.00/135B



Technical Data		VDE	UL	CSA
Rated voltage	V	250*	300	300
Rated current	A	12	10	10

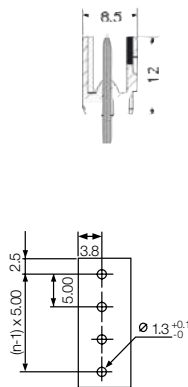

\*Overvoltage category III / Pollution severity 3  
Additional technical data see page 216

Solder pin length      **3.2 mm**      **4.5 mm**

Colour				Qty.
Poles	Type	Cat. No.	Cat. No.	
2	SL 5.00/2/135B	1630480000	1631050000	100
3	SL 5.00/3/135B	1630490000	1631060000	100
4	SL 5.00/4/135B	1630500000	1631070000	100
5	SL 5.00/5/135B	1630510000	1631080000	50
6	SL 5.00/6/135B	1630520000	1631090000	50
7	SL 5.00/7/135B	1630530000	1631100000	50
8	SL 5.00/8/135B	1630540000	1631110000	50
9	SL 5.00/9/135B	1630550000	1631120000	50
10	SL 5.00/10/135B	1630560000	1631130000	50
11	SL 5.00/11/135B	1630570000	1631140000	50
12	SL 5.00/12/135B	1630580000	1631150000	50
13	SL 5.00/13/135B	1630590000	1631160000	50
14	SL 5.00/14/135B	1630600000	1631170000	50
15	SL 5.00/15/135B	1630610000	1631180000	50
16	SL 5.00/16/135B	1630620000	1631190000	50
17	SL 5.00/17/135B	1630630000	1631200000	20
18	SL 5.00/18/135B	1630640000	1631210000	20
19	SL 5.00/19/135B	1630650000	1631220000	20
20	SL 5.00/20/135B	1630660000	1631230000	20
21	SL 5.00/21/135B	1630670000	1631240000	20
22	SL 5.00/22/135B	1630680000	1631250000	20
23	SL 5.00/23/135B	1630690000	1631260000	20
24	SL 5.00/24/135B	1630700000	1631270000	20

Accessories	Page
Fixing	193
Marking	196
Coding	198, 199
Miscellaneous	-

## Pin headers SL 5.00/180



Technical Data		VDE	UL	CSA
Rated voltage	V	250*	300	300
Rated current	A	12	10	10

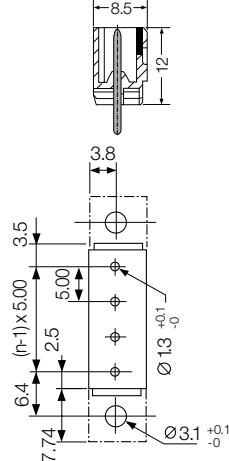

\*Overvoltage category III / Pollution severity 3  
Additional technical data see page 216

Solder pin length      **3.2 mm**      **4.5 mm**

Colour				Qty.
Poles	Type	Cat. No.	Cat. No.	
2	SL 5.00/2/180	1581320000	1626390000	100
3	SL 5.00/3/180	1581330000	1626400000	100
4	SL 5.00/4/180	1581340000	1626410000	100
5	SL 5.00/5/180	1581350000	1626420000	50
6	SL 5.00/6/180	1581360000	1626430000	50
7	SL 5.00/7/180	1581370000	1626440000	50
8	SL 5.00/8/180	1581380000	1626450000	50
9	SL 5.00/9/180	1581390000	1626460000	50
10	SL 5.00/10/180	1581400000	1626470000	50
11	SL 5.00/11/180	1581410000	1626480000	50
12	SL 5.00/12/180	1581420000	1626490000	50
13	SL 5.00/13/180	1581430000	1626500000	50
14	SL 5.00/14/180	1581440000	1626510000	50
15	SL 5.00/15/180	1581450000	1626520000	50
16	SL 5.00/16/180	1581460000	1626530000	50
17	SL 5.00/17/180	1581470000	1626540000	20
18	SL 5.00/18/180	1581480000	1626550000	20
19	SL 5.00/19/180	1581490000	1626560000	20
20	SL 5.00/20/180	1581500000	1626570000	20
21	SL 5.00/21/180	1581510000	1626580000	20
22	SL 5.00/22/180	1581520000	1626590000	20
23	SL 5.00/23/180	1581530000	1626600000	20
24	SL 5.00/24/180	1581540000	1626610000	20

Accessories	Page
Fixing	-
Marking	196
Coding	198, 199
Miscellaneous	-

## Pin headers SL 5.00/180B



Technical Data		VDE	UL	CSA
Rated voltage	V	250*	300	300
Rated current	A	12	10	10

\*Overvoltage category III / Pollution severity 3  
Additional technical data see page 216

Solder pin length      **3.2 mm**      **4.5 mm**

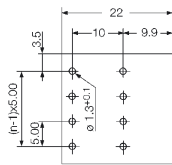
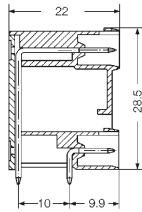
Colour				Qty.
Poles	Type	Cat. No.	Cat. No.	
2	SL 5.00/2/180B	1581780000	1626620000	100
3	SL 5.00/3/180B	1581790000	1626630000	100
4	SL 5.00/4/180B	1581800000	1596130000	100
5	SL 5.00/5/180B	1581810000	1626640000	50
6	SL 5.00/6/180B	1581820000	1626650000	50
7	SL 5.00/7/180B	1581830000	1626660000	50
8	SL 5.00/8/180B	1581840000	1596140000	50
9	SL 5.00/9/180B	1581850000	1626670000	50
10	SL 5.00/10/180B	1581860000	1626680000	50
11	SL 5.00/11/180B	1581870000	1626690000	50
12	SL 5.00/12/180B	1581880000	1603310000	50
13	SL 5.00/13/180B	1581890000	1626700000	50
14	SL 5.00/14/180B	1581900000	1626710000	50
15	SL 5.00/15/180B	1581910000	1626720000	50
16	SL 5.00/16/180B	1581920000	1626730000	50
17	SL 5.00/17/180B	1581930000	1626740000	20
18	SL 5.00/18/180B	1581940000	1626750000	20
19	SL 5.00/19/180B	1581950000	1626760000	20
20	SL 5.00/20/180B	1581960000	1626770000	20
21	SL 5.00/21/180B	1581970000	1626780000	20
22	SL 5.00/22/180B	1581980000	1626790000	20
23	SL 5.00/23/180B	1581990000	1626800000	20
24	SL 5.00/24/180B	1582000000	1626810000	20

Accessories	Page
Fixing	193
Marking	196
Coding	198, 199
Miscellaneous	-

# Omnimate Range - Pitch 5.00 mm



## Pin headers SLD 5.00R20



Technical Data		VDE	UL	CSA
<b>Rated voltage</b>	V	250*	300	300
<b>Rated current</b>	A	8	10	10

\*Overvoltage category III / Pollution severity 3  
Additional technical data see page 216

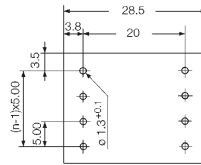
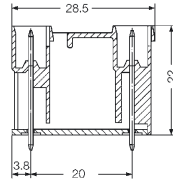

**Solder pin length**      **3.2 mm**      **4.5 mm**



Colour					
Poles	Type	Cat. No.	Cat. No.	Qty.	
4	SLD 5.00R20/4	1614350000	1653700000	50	
6	SLD 5.00R20/6	1614360000	1653710000	50	
8	SLD 5.00R20/8	1614370000	1653720000	50	
10	SLD 5.00R20/10	1614380000	1653730000	50	
12	SLD 5.00R20/12	1614390000	1653740000	50	
14	SLD 5.00R20/14	1614400000	1653750000	20	
16	SLD 5.00R20/16	1614410000	1653760000	20	
18	SLD 5.00R20/18	1614420000	1653770000	20	
20	SLD 5.00R20/20	1614430000	1653780000	20	
22	SLD 5.00R20/22	1614440000	1653790000	10	
24	SLD 5.00R20/24	1614450000	1653800000	10	
26	SLD 5.00R20/26	1614460000	1653810000	10	
28	SLD 5.00R20/28	1614470000	1653820000	10	
30	SLD 5.00R20/30	1614480000	1653830000	10	
32	SLD 5.00R20/32	1614490000	1653840000	10	
34	SLD 5.00R20/34	1614500000	1653850000	10	
36	SLD 5.00R20/36	1614510000	1653860000	10	
38	SLD 5.00R20/38	1614520000	1653870000	10	
40	SLD 5.00R20/40	1614530000	1653880000	10	
42	SLD 5.00R20/42	1614540000	1653890000	10	
44	SLD 5.00R20/44	1614550000	1653900000	10	
46	SLD 5.00R20/46	1614560000	1653910000	10	
48	SLD 5.00R20/48	1614570000	1653920000	10	

Accessories	Page
Fixing	-
Marking	196
Coding	198, 199
Miscellaneous	-

## Pin headers SLD 5.00R20



Technical Data		VDE	UL	CSA
<b>Rated voltage</b>	V	250*	300	300
<b>Rated current</b>	A	8	10	10

\*Overvoltage category III / Pollution severity 3  
Additional technical data see page 216

**Solder pin length**      **3.2 mm**      **4.5 mm**

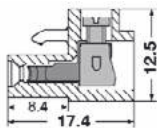



Colour					
Poles	Type	Cat. No.	Cat. No.	Qty.	
4	SLD 5.00R20/4	1614810000	1653470000	50	
6	SLD 5.00R20/6	1614820000	1653480000	50	
8	SLD 5.00R20/8	1614830000	1653490000	50	
10	SLD 5.00R20/10	1614840000	1653500000	50	
12	SLD 5.00R20/12	1614850000	1653510000	50	
14	SLD 5.00R20/14	1614860000	1653520000	20	
16	SLD 5.00R20/16	1614870000	1653530000	20	
18	SLD 5.00R20/18	1614880000	1653540000	20	
20	SLD 5.00R20/20	1614890000	1653550000	20	
22	SLD 5.00R20/22	1614900000	1653560000	10	
24	SLD 5.00R20/24	1614910000	1653570000	10	
26	SLD 5.00R20/26	1614920000	1653580000	10	
28	SLD 5.00R20/28	1614930000	1653590000	10	
30	SLD 5.00R20/30	1614940000	1653600000	10	
32	SLD 5.00R20/32	1614950000	1653610000	10	
34	SLD 5.00R20/34	1614960000	1653620000	10	
36	SLD 5.00R20/36	1614970000	1653630000	10	
38	SLD 5.00R20/38	1614980000	1653640000	10	
40	SLD 5.00R20/40	1614990000	1653650000	10	
42	SLD 5.00R20/42	1615000000	1653660000	10	
44	SLD 5.00R20/44	1615010000	1653670000	10	
46	SLD 5.00R20/46	1615020000	1653680000	10	
48	SLD 5.00R20/48	1615030000	1653690000	10	

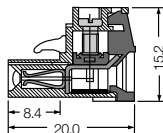

Accessories	Page
Fixing	-
Marking	196
Coding	198, 199
Miscellaneous	-



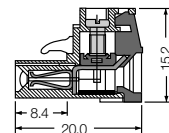
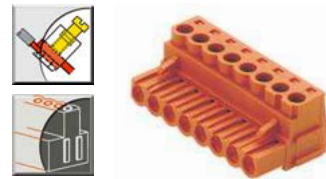
## Socket blocks BL 5.00



## Socket blocks BLZ 5.00



## Socket blocks BLZ 5.00B



Technical Data		VDE	UL	CSA
Rated voltage	V	250*	300	300
Rated current	A	8	10	10
Clamping range max.	mm <sup>2</sup> /AWG	1.5	14	14

\*Overvoltage category III / Pollution severity 3

Additional technical data see page 218

Technical Data		VDE	UL	CSA
Rated voltage	V	250*	300	300
Rated current	A	12	10	10
Clamping range max.	mm <sup>2</sup> /AWG	2.5	12	12

\*Overvoltage category III / Pollution severity 3

Additional technical data see page 218

Technical Data		VDE	UL	CSA
Rated voltage	V	250*	300	300
Rated current	A	12	10	10
Clamping range max.	mm <sup>2</sup> /AWG	2.5	12	12

\*Overvoltage category III / Pollution severity 3

Additional technical data see page 218

Colour					
Poles	Type	Cat. No.	Cat. No.	Qty.	
2	BL 5.00/2	1723110000	1730700000	100	
3	BL 5.00/3	1723120000	1730710000	100	
4	BL 5.00/4	1723130000	1730720000	100	
5	BL 5.00/5	1723140000	1730730000	50	
6	BL 5.00/6	1723150000	1730740000	50	
7	BL 5.00/7	1723160000	1730750000	50	
8	BL 5.00/8	1723170000	1730760000	50	
9	BL 5.00/9	1723180000	1730770000	50	
10	BL 5.00/10	1723190000	1730780000	50	
11	BL 5.00/11	1723200000	1730790000	50	
12	BL 5.00/12	1723210000	1730800000	50	
13	BL 5.00/13	1723220000	1730810000	50	
14	BL 5.00/14	1723230000	1730820000	50	
15	BL 5.00/15	1723240000	1730830000	50	
16	BL 5.00/16	1723250000	1730840000	50	

Colour					
Poles	Type	Cat. No.	Cat. No.	Qty.	
2	BLZ 5.00/2	1571350000	1625610000	100	
3	BLZ 5.00/3	1571360000	1625620000	100	
4	BLZ 5.00/4	1571370000	1596080000	100	
5	BLZ 5.00/5	1571380000	1625630000	50	
6	BLZ 5.00/6	1571390000	1596090000	50	
7	BLZ 5.00/7	1571400000	1596100000	50	
8	BLZ 5.00/8	1571410000	1596110000	50	
9	BLZ 5.00/9	1571420000	1625640000	50	
10	BLZ 5.00/10	1571430000	1596120000	50	
11	BLZ 5.00/11	1571440000	1625650000	50	
12	BLZ 5.00/12	1571120000	1602990000	50	
13	BLZ 5.00/13	1571450000	1625660000	50	
14	BLZ 5.00/14	1571460000	1625670000	50	
15	BLZ 5.00/15	1571470000	1625680000	50	
16	BLZ 5.00/16	1571480000	1603300000	50	
17	BLZ 5.00/17	1571490000	1625690000	20	
18	BLZ 5.00/18	1571500000	1625700000	20	
19	BLZ 5.00/19	1571510000	1625710000	20	
20	BLZ 5.00/20	1571520000	1625720000	20	
21	BLZ 5.00/21	1571530000	1625730000	20	
22	BLZ 5.00/22	1571540000	1625740000	20	
23	BLZ 5.00/23	1571550000	1625750000	20	
24	BLZ 5.00/24	1571560000	1611470000	20	

Colour					
Poles	Type	Cat. No.	Cat. No.	Qty.	
2	BLZ 5.00/2B	1580390000	1625760000	100	
3	BLZ 5.00/3B	1580400000	1625770000	100	
4	BLZ 5.00/4B	1580410000	1625780000	100	
5	BLZ 5.00/5B	1580420000	1625790000	50	
6	BLZ 5.00/6B	1580430000	1625800000	50	
7	BLZ 5.00/7B	1580440000	1625810000	50	
8	BLZ 5.00/8B	1580450000	1625820000	50	
9	BLZ 5.00/9B	1580460000	1625830000	50	
10	BLZ 5.00/10B	1580470000	1625840000	50	
11	BLZ 5.00/11B	1580480000	1625850000	50	
12	BLZ 5.00/12B	1580490000	1625860000	50	
13	BLZ 5.00/13B	1580500000	1625870000	50	
14	BLZ 5.00/14B	1580510000	1625880000	50	
15	BLZ 5.00/15B	1580520000	1625890000	50	
16	BLZ 5.00/16B	1580530000	1625900000	50	
17	BLZ 5.00/17B	1580540000	1625910000	20	
18	BLZ 5.00/18B	1580550000	1625920000	20	
19	BLZ 5.00/19B	1580560000	1625930000	20	
20	BLZ 5.00/20B	1580570000	1625940000	20	
21	BLZ 5.00/21B	1580580000	1625950000	20	
22	BLZ 5.00/22B	1580590000	1625960000	20	
23	BLZ 5.00/23B	1580600000	1625970000	20	
24	BLZ 5.00/24B	1580610000	1625980000	20	

Due to torque requirements do not connect wires to socket when connectors are already mated!

Accessories	Page
Fixing	-
Marking	196
Coding	-
Miscellaneous	207

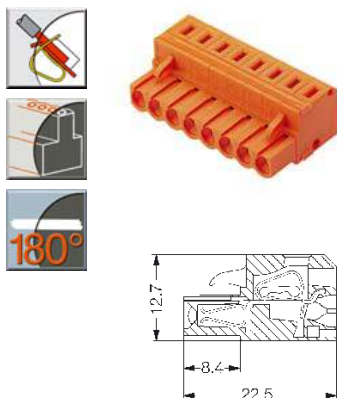
Accessories	Page
Fixing	-
Marking	196
Coding	-
Miscellaneous	201-207

Accessories	Page
Fixing	193
Marking	196
Coding	199
Miscellaneous	201-207

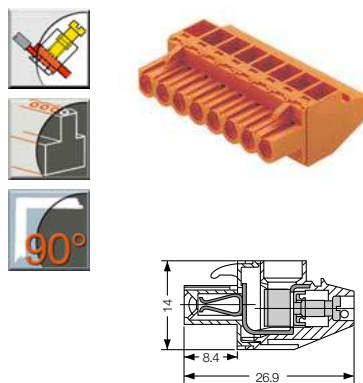
# Omnimate Range - Pitch 5.00 mm



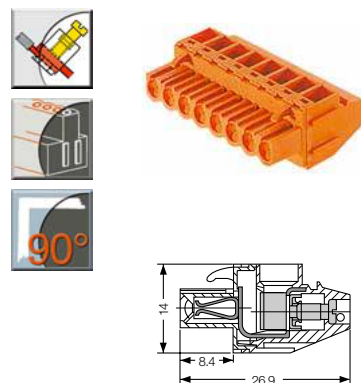
## Socket blocks BLZF 5.00



## Socket blocks BLZ 5.00/90



## Socket blocks BLZ 5.00/90B



Technical Data		VDE	UL	CSA
Rated voltage	V	250*	300	300
Rated current	A	16	10	10
Clamping range max.	mm <sup>2</sup> /AWG	1.5	14	14

\*Overvoltage category III / Pollution severity 3

Additional technical data see page 219

Technical Data		VDE	UL	CSA
Rated voltage	V	250*	300	300
Rated current	A	12	10	10
Clamping range max.	mm <sup>2</sup> /AWG	2.5	12	12

\*Overvoltage category III / Pollution severity 3

Additional technical data see page 218

Technical Data		VDE	UL	CSA
Rated voltage	V	250*	300	300
Rated current	A	12	10	10
Clamping range max.	mm <sup>2</sup> /AWG	2.5	12	12

\*Overvoltage category III / Pollution severity 3

Additional technical data see page 218

### Colour



Poles	Type	Cat. No.	Cat. No.	Qty.
2	BLZF 5.00/2	1696370000	1696600000	100
3	BLZF 5.00/3	1696380000	1696610000	100
4	BLZF 5.00/4	1696390000	1696620000	100
5	BLZF 5.00/5	1696400000	1696630000	50
6	BLZF 5.00/6	1696410000	1696640000	50
7	BLZF 5.00/7	1696420000	1696650000	50
8	BLZF 5.00/8	1696430000	1696660000	50
9	BLZF 5.00/9	1696440000	1696670000	50
10	BLZF 5.00/10	1696450000	1696680000	50
11	BLZF 5.00/11	1696460000	1696690000	50
12	BLZF 5.00/12	1696470000	1696700000	50
13	BLZF 5.00/13	1696480000	1696710000	50
14	BLZF 5.00/14	1696490000	1696720000	50
15	BLZF 5.00/15	1696500000	1696730000	50
16	BLZF 5.00/16	1696510000	1696740000	50
17	BLZF 5.00/17	1696520000	1696750000	20
18	BLZF 5.00/18	1696530000	1696760000	20
19	BLZF 5.00/19	1696540000	1696770000	20
20	BLZF 5.00/20	1696550000	1696780000	20
21	BLZF 5.00/21	1696560000	1696790000	20
22	BLZF 5.00/22	1696570000	1696800000	20
23	BLZF 5.00/23	1696580000	1696810000	20
24	BLZF 5.00/24	1696590000	1696820000	20

### Colour



Poles	Type	Cat. No.	Cat. No.	Qty.
2	BLZ 5.00/2/90	1635940000	1636890000	100
3	BLZ 5.00/3/90	1635950000	1636900000	100
4	BLZ 5.00/4/90	1635960000	1636910000	100
5	BLZ 5.00/5/90	1635970000	1636920000	50
6	BLZ 5.00/6/90	1635980000	1636930000	50
7	BLZ 5.00/7/90	1635990000	1636940000	50
8	BLZ 5.00/8/90	1636000000	1636950000	50
9	BLZ 5.00/9/90	1636010000	1636960000	50
10	BLZ 5.00/10/90	1636020000	1636970000	50
11	BLZ 5.00/11/90	1636030000	1636980000	50
12	BLZ 5.00/12/90	1636040000	1636990000	50
13	BLZ 5.00/13/90	1636050000	1637000000	50
14	BLZ 5.00/14/90	1636060000	1637010000	50
15	BLZ 5.00/15/90	1636070000	1637020000	50
16	BLZ 5.00/16/90	1636080000	1637030000	50
17	BLZ 5.00/17/90	1636090000	1637040000	20
18	BLZ 5.00/18/90	1636100000	1637050000	20
19	BLZ 5.00/19/90	1636110000	1637060000	20
20	BLZ 5.00/20/90	1636120000	1637070000	20
21	BLZ 5.00/21/90	1636130000	1637080000	20
22	BLZ 5.00/22/90	1636140000	1637090000	20
23	BLZ 5.00/23/90	1636150000	1637100000	20
24	BLZ 5.00/24/90	1636160000	1637110000	20

### Colour



Poles	Type	Cat. No.	Cat. No.	Qty.
2	BLZ 5.00/2/90B	1637120000	1637350000	100
3	BLZ 5.00/3/90B	1637130000	1637360000	100
4	BLZ 5.00/4/90B	1637140000	1637370000	100
5	BLZ 5.00/5/90B	1637150000	1637380000	50
6	BLZ 5.00/6/90B	1637160000	1637390000	50
7	BLZ 5.00/7/90B	1637170000	1637400000	50
8	BLZ 5.00/8/90B	1637180000	1637410000	50
9	BLZ 5.00/9/90B	1637190000	1637420000	50
10	BLZ 5.00/10/90B	1637200000	1637430000	50
11	BLZ 5.00/11/90B	1637210000	1637440000	50
12	BLZ 5.00/12/90B	1637220000	1637450000	50
13	BLZ 5.00/13/90B	1637230000	1637460000	50
14	BLZ 5.00/14/90B	1637240000	1637470000	50
15	BLZ 5.00/15/90B	1637250000	1637480000	50
16	BLZ 5.00/16/90B	1637260000	1637490000	50
17	BLZ 5.00/17/90B	1637270000	1637500000	20
18	BLZ 5.00/18/90B	1637280000	1637510000	20
19	BLZ 5.00/19/90B	1637290000	1637520000	20
20	BLZ 5.00/20/90B	1637300000	1637530000	20
21	BLZ 5.00/21/90B	1637310000	1637540000	20
22	BLZ 5.00/22/90B	1637320000	1637550000	20
23	BLZ 5.00/23/90B	1637330000	1637560000	20
24	BLZ 5.00/24/90B	1637340000	1637570000	20

### Accessories

Accessories	Page
Fixing	-
Marking	196
Coding	199
Miscellaneous	207, 208

### Accessories

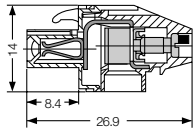
Accessories	Page
Fixing	-
Marking	196
Coding	199
Miscellaneous	207

### Accessories

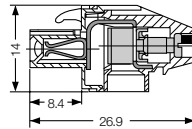
Accessories	Page
Fixing	193
Marking	196
Coding	199
Miscellaneous	207



Socket blocks BLZ 5.00/270



Socket blocks BLZ 5.00/270B



Technical Data		VDE	UL	CSA
Rated voltage	V	250*	300	300
Rated current	A	12	10	10
Clamping range max.	mm <sup>2</sup> /AWG	2.5	12	12

\*Overvoltage category III / Pollution severity 3

Additional technical data see page 218

Technical Data		VDE	UL	CSA
Rated voltage	V	250*	300	300
Rated current	A	12	10	10
Clamping range max.	mm <sup>2</sup> /AWG	2.5	12	12

\*Overvoltage category III / Pollution severity 3

Additional technical data see page 218

Colour



Poles	Type	Cat. No.	Cat. No.	Qty.
2	BLZ 5.00/2/270	1637580000	1637810000	100
3	BLZ 5.00/3/270	1637590000	1637820000	100
4	BLZ 5.00/4/270	1637600000	1637830000	100
5	BLZ 5.00/5/270	1637610000	1637840000	50
6	BLZ 5.00/6/270	1637620000	1637850000	50
7	BLZ 5.00/7/270	1637630000	1637860000	50
8	BLZ 5.00/8/270	1637640000	1637870000	50
9	BLZ 5.00/9/270	1637650000	1637880000	50
10	BLZ 5.00/10/270	1637660000	1637890000	50
11	BLZ 5.00/11/270	1637670000	1637900000	50
12	BLZ 5.00/12/270	1637680000	1637910000	50
13	BLZ 5.00/13/270	1637690000	1637920000	50
14	BLZ 5.00/14/270	1637700000	1637930000	50
15	BLZ 5.00/15/270	1637710000	1637940000	50
16	BLZ 5.00/16/270	1637720000	1637950000	50
17	BLZ 5.00/17/270	1637730000	1637960000	20
18	BLZ 5.00/18/270	1637740000	1637970000	20
19	BLZ 5.00/19/270	1637750000	1637980000	20
20	BLZ 5.00/20/270	1637760000	1637990000	20
21	BLZ 5.00/21/270	1637770000	1638000000	20
22	BLZ 5.00/22/270	1637780000	1638010000	20
23	BLZ 5.00/23/270	1637790000	1638020000	20
24	BLZ 5.00/24/270	1637800000	1638030000	20

Accessories

Accessories	Page
Fixing	-
Marking	196
Coding	199
Miscellaneous	207

Colour



Poles	Type	Cat. No.	Cat. No.	Qty.
2	BLZ 5.00/2/270B	1638040000	1638270000	100
3	BLZ 5.00/3/270B	1638050000	1638280000	100
4	BLZ 5.00/4/270B	1638060000	1638290000	100
5	BLZ 5.00/5/270B	1638070000	1638300000	50
6	BLZ 5.00/6/270B	1638080000	1638310000	50
7	BLZ 5.00/7/270B	1638090000	1638320000	50
8	BLZ 5.00/8/270B	1638100000	1638330000	50
9	BLZ 5.00/9/270B	1638110000	1638340000	50
10	BLZ 5.00/10/270B	1638120000	1638350000	50
11	BLZ 5.00/11/270B	1638130000	1638360000	50
12	BLZ 5.00/12/270B	1638140000	1638370000	50
13	BLZ 5.00/13/270B	1638150000	1638380000	50
14	BLZ 5.00/14/270B	1638160000	1638390000	50
15	BLZ 5.00/15/270B	1638170000	1638400000	50
16	BLZ 5.00/16/270B	1638180000	1638410000	50
17	BLZ 5.00/17/270B	1638190000	1638420000	20
18	BLZ 5.00/18/270B	1638200000	1638430000	20
19	BLZ 5.00/19/270B	1638210000	1638440000	20
20	BLZ 5.00/20/270B	1638220000	1638450000	20
21	BLZ 5.00/21/270B	1638230000	1638460000	20
22	BLZ 5.00/22/270B	1638240000	1638470000	20
23	BLZ 5.00/23/270B	1638250000	1638480000	20
24	BLZ 5.00/24/270B	1638260000	1638490000	20

Accessories

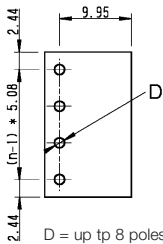
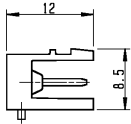
Accessories	Page
Fixing	193
Marking	196
Coding	199
Miscellaneous	207

# Omnimate Range - Pitch 5.08 mm



## Pin headers SL-SMT 5.08/90

**new**



D = up to 8 poles  $\varnothing 1.4^{+0.1}$   
from 9 poles  $\varnothing 1.5^{+0.1}$

Technical Data	VDE	UL	CSA
Rated voltage	V	250*	300 300
Rated current	A	15	10 10

\*Overvoltage category III / Pollution severity 3  
Additional technical data see page 215

Technical Data	VDE	UL	CSA
Rated voltage	V	250*	300 300
Rated current	A	15	10 10

\*Overvoltage category III / Pollution severity 3  
Additional technical data see page 215

Technical Data	VDE	UL	CSA
Rated voltage	V	250*	300 300
Rated current	A	15	10 10

\*Overvoltage category III / Pollution severity 3  
Additional technical data see page 215

Solder pin length **1.5 mm**

Tape-on-Reel

Colour

Tape width **56 mm**

Poles	Type	Cat. No.	Qty.
2	SL-SMT 5.08/2/90	<b>1774764001</b>	250
3	SL-SMT 5.08/3/90	<b>1774774001</b>	250
4	SL-SMT 5.08/4/90	<b>1774784001</b>	250
5	SL-SMT 5.08/5/90	<b>1774794001</b>	250
6	SL-SMT 5.08/6/90	<b>1774804001</b>	250
7	SL-SMT 5.08/7/90	<b>1774814001</b>	250
8	SL-SMT 5.08/8/90	<b>1774824001</b>	250

For detailed product and application information for SMT see chapter "Other Applications" page 180-188.

Accessories	Page
Fixing	-
Marking	196
Coding	198,199
Miscellaneous	205

Solder pin length **1.5 mm**

Tray

Colour

Poles	Type	Cat. No.	Qty.
-	-	-	-
-	-	-	-
4	SL-SMT 5.08/4/90	<b>1774783001</b>	66
5	SL-SMT 5.08/5/90	<b>1774793001</b>	54
6	SL-SMT 5.08/6/90	<b>1774803001</b>	48
7	SL-SMT 5.08/7/90	<b>1774813001</b>	42
8	SL-SMT 5.08/8/90	<b>1774823001</b>	36
9	SL-SMT 5.08/9/90	<b>1774833001</b>	30
10	SL-SMT 5.08/10/90	<b>1774843001</b>	30
11	SL-SMT 5.08/11/90	<b>1774853001</b>	24
12	SL-SMT 5.08/12/90	<b>1774863001</b>	24
13	SL-SMT 5.08/13/90	<b>1774873001</b>	24
14	SL-SMT 5.08/14/90	<b>1774883001</b>	18
15	SL-SMT 5.08/15/90	<b>1774893001</b>	18
16	SL-SMT 5.08/16/90	<b>1774903001</b>	18
17	SL-SMT 5.08/17/90	<b>1774913001</b>	18
18	SL-SMT 5.08/18/90	<b>1774923001</b>	18
19	SL-SMT 5.08/19/90	<b>1774933001</b>	12
20	SL-SMT 5.08/20/90	<b>1774943001</b>	12
21	SL-SMT 5.08/21/90	<b>1774953001</b>	12
22	SL-SMT 5.08/22/90	<b>1774963001</b>	12
23	SL-SMT 5.08/23/90	<b>1774973001</b>	12
24	SL-SMT 5.08/24/90	<b>1774983001</b>	12

For detailed product and application information for SMT see chapter "Other Applications" page 180-188.

Accessories	Page
Fixing	-
Marking	196
Coding	198,199
Miscellaneous	205

Solder pin length **1.5 mm**

Standard Box

Colour

Poles	Type	Cat. No.	Qty.
2	SL-SMT 5.08/2/90	<b>1774762001</b>	100
3	SL-SMT 5.08/3/90	<b>1774772001</b>	100
4	SL-SMT 5.08/4/90	<b>1774782001</b>	100
5	SL-SMT 5.08/5/90	<b>1774792001</b>	50
6	SL-SMT 5.08/6/90	<b>1774802001</b>	50
7	SL-SMT 5.08/7/90	<b>1774812001</b>	50
8	SL-SMT 5.08/8/90	<b>1774822001</b>	50
9	SL-SMT 5.08/9/90	<b>1774832001</b>	50
10	SL-SMT 5.08/10/90	<b>1774842001</b>	50
11	SL-SMT 5.08/11/90	<b>1774852001</b>	50
12	SL-SMT 5.08/12/90	<b>1774862001</b>	50
13	SL-SMT 5.08/13/90	<b>1774872001</b>	50
14	SL-SMT 5.08/14/90	<b>1774882001</b>	50
15	SL-SMT 5.08/15/90	<b>1774892001</b>	50
16	SL-SMT 5.08/16/90	<b>1774902001</b>	50
17	SL-SMT 5.08/17/90	<b>1774912001</b>	20
18	SL-SMT 5.08/18/90	<b>1774922001</b>	20
19	SL-SMT 5.08/19/90	<b>1774932001</b>	20
20	SL-SMT 5.08/20/90	<b>1774942001</b>	20
21	SL-SMT 5.08/21/90	<b>1774952001</b>	20
22	SL-SMT 5.08/22/90	<b>1774962001</b>	20
23	SL-SMT 5.08/23/90	<b>1774972001</b>	20
24	SL-SMT 5.08/24/90	<b>1774982001</b>	20

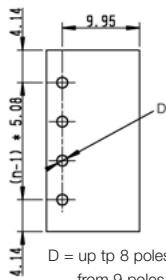
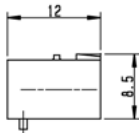
For detailed product and application information for SMT see chapter "Other Applications" page 180-188.

Accessories	Page
Fixing	-
Marking	196
Coding	198,199
Miscellaneous	205



Pin headers SL-SMT 5.08/90G

**new**



D = up to 8 poles  $\varnothing 1.4^{+0.1}$   
from 9 poles  $\varnothing 1.5^{+0.1}$



Technical Data	VDE	UL	CSA
Rated voltage	V	250*	300 300
Rated current	A	15	10 10

\*Overvoltage category III / Pollution severity 3  
Additional technical data see page 215

Technical Data	VDE	UL	CSA
Rated voltage	V	250*	300 300
Rated current	A	15	10 10

\*Overvoltage category III / Pollution severity 3  
Additional technical data see page 215

Technical Data	VDE	UL	CSA
Rated voltage	V	250*	300 300
Rated current	A	15	10 10

\*Overvoltage category III / Pollution severity 3  
Additional technical data see page 215

Solder pin length 1.5 mm  
Tape-on-Reel  
Colour

Tape width 56 mm			
Poles	Type	Cat. No.	Qty.
2	SL-SMT 5.08/2/90G	1775004001	250
3	SL-SMT 5.08/3/90G	1775014001	250
4	SL-SMT 5.08/4/90G	1775024001	250
5	SL-SMT 5.08/5/90G	1775034001	250
6	SL-SMT 5.08/6/90G	1775044001	250
7	SL-SMT 5.08/7/90G	1775054001	250

For detailed product and application information for SMT see chapter "Other Applications" page 180-188.

Accessories	Page
Fixing	-
Marking	196
Coding	198,199
Miscellaneous	205

Solder pin length 1.5 mm  
Tray  
Colour

Poles	Type	Cat. No.	Qty.
-	-	-	-
4	SL-SMT 5.08/4/90G	1775023001	66
5	SL-SMT 5.08/5/90G	1775033001	54
6	SL-SMT 5.08/6/90G	1775043001	48
7	SL-SMT 5.08/7/90G	1775053001	42
8	SL-SMT 5.08/8/90G	1775063001	36
9	SL-SMT 5.08/9/90G	1775073001	30
10	SL-SMT 5.08/10/90G	1775083001	30
11	SL-SMT 5.08/11/90G	1775093001	24
12	SL-SMT 5.08/12/90G	1775103001	24
13	SL-SMT 5.08/13/90G	1775113001	24
14	SL-SMT 5.08/14/90G	1775123001	18
15	SL-SMT 5.08/15/90G	1775133001	18
16	SL-SMT 5.08/16/90G	1775143001	18
17	SL-SMT 5.08/17/90G	1775153001	18
18	SL-SMT 5.08/18/90G	1775163001	18
19	SL-SMT 5.08/19/90G	1775173001	12
20	SL-SMT 5.08/20/90G	1775183001	12
21	SL-SMT 5.08/21/90G	1775193001	12
22	SL-SMT 5.08/22/90G	1775203001	12
23	SL-SMT 5.08/23/90G	1775213001	12
24	SL-SMT 5.08/24/90G	1775223001	12

For detailed product and application information for SMT see chapter "Other Applications" page 180-188.

Accessories	Page
Fixing	-
Marking	196
Coding	198,199
Miscellaneous	205

Solder pin length 1.5 mm  
Standard Box  
Colour

Poles	Type	Cat. No.	Qty.
2	SL-SMT 5.08/2/90G	1775002001	100
3	SL-SMT 5.08/3/90G	1775012001	100
4	SL-SMT 5.08/4/90G	1775022001	100
5	SL-SMT 5.08/5/90G	1775032001	50
6	SL-SMT 5.08/6/90G	1775042001	50
7	SL-SMT 5.08/7/90G	1775052001	50
8	SL-SMT 5.08/8/90G	1775062001	36
9	SL-SMT 5.08/9/90G	1775072001	50
10	SL-SMT 5.08/10/90G	1775082001	50
11	SL-SMT 5.08/11/90G	1775092001	50
12	SL-SMT 5.08/12/90G	1775102001	50
13	SL-SMT 5.08/13/90G	1775112001	50
14	SL-SMT 5.08/14/90G	1775122001	50
15	SL-SMT 5.08/15/90G	1775132001	50
16	SL-SMT 5.08/16/90G	1775142001	50
17	SL-SMT 5.08/17/90G	1775152001	20
18	SL-SMT 5.08/18/90G	1775162001	20
19	SL-SMT 5.08/19/90G	1775172001	20
20	SL-SMT 5.08/20/90G	1775182001	20
21	SL-SMT 5.08/21/90G	1775192001	20
22	SL-SMT 5.08/22/90G	1775202001	20
23	SL-SMT 5.08/23/90G	1775212001	20
24	SL-SMT 5.08/24/90G	1775222001	20

For detailed product and application information for SMT see chapter "Other Applications" page 180-188.

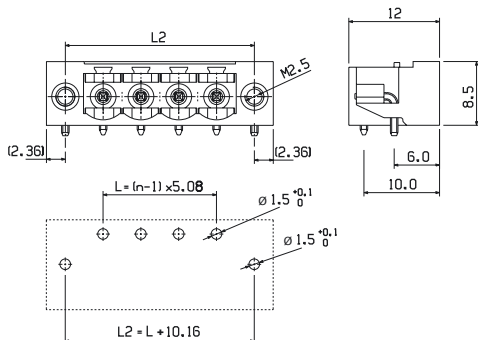
Accessories	Page
Fixing	-
Marking	196
Coding	198,199
Miscellaneous	205

# Omnimate Range - Pitch 5.08 mm



Pin headers SL-SMT 5.08/90LF

**new**



Technical Data	VDE	UL	CSA
<b>Rated voltage</b>	V	250*	300 300
<b>Rated current</b>	A	15	10 10

\*Overvoltage category III / Pollution severity 3  
Additional technical data see page 215

Technical Data	VDE	UL	CSA
<b>Rated voltage</b>	V	250*	300 300
<b>Rated current</b>	A	15	10 10

\*Overvoltage category III / Pollution severity 3  
Additional technical data see page 215

Technical Data	VDE	UL	CSA
<b>Rated voltage</b>	V	250*	300 300
<b>Rated current</b>	A	15	10 10

\*Overvoltage category III / Pollution severity 3  
Additional technical data see page 215

**Solder pin length** 1.5 mm  
**Tape-on-Reel** ●  
**Colour** ●  
**Tape width** 56 mm

Poles	Type	Cat. No.	Qty.
2	SL-SMT 5.08/2/90LF	1775234001	250
3	SL-SMT 5.08/3/90LF	1775244001	250
4	SL-SMT 5.08/4/90LF	1775254001	250
5	SL-SMT 5.08/5/90LF	1775264001	250
6	SL-SMT 5.08/6/90LF	1775274001	250
7	SL-SMT 5.08/7/90LF	1775283001	30
8	SL-SMT 5.08/8/90LF	1775293001	30
9	SL-SMT 5.08/9/90LF	1775303001	24
10	SL-SMT 5.08/10/90LF	1775313001	24
11	SL-SMT 5.08/11/90LF	1775323001	24
12	SL-SMT 5.08/12/90LF	1775333001	18
13	SL-SMT 5.08/13/90LF	1775343001	18
14	SL-SMT 5.08/14/90LF	1775353001	18
15	SL-SMT 5.08/15/90LF	1775363001	18
16	SL-SMT 5.08/16/90LF	1775373001	12
17	SL-SMT 5.08/17/90LF	1775383001	12
18	SL-SMT 5.08/18/90LF	1775393001	12
19	SL-SMT 5.08/19/90LF	1775403001	12
20	SL-SMT 5.08/20/90LF	1775413001	12
21	SL-SMT 5.08/21/90LF	1775423001	12
22	SL-SMT 5.08/22/90LF	1775433001	12
23	SL-SMT 5.08/23/90LF	1775443001	12
24	SL-SMT 5.08/24/90LF	1775453001	12

For detailed product and application information for SMT see chapter "Other Applications" page 180-188.

**Solder pin length** 1.5 mm  
**Tray** ●  
**Colour** ●

Poles	Type	Cat. No.	Qty.
2	SL-SMT 5.08/2/90LF	1775233001	66
3	SL-SMT 5.08/3/90LF	1775243001	54
4	SL-SMT 5.08/4/90LF	1775253001	48
5	SL-SMT 5.08/5/90LF	1775263001	42
6	SL-SMT 5.08/6/90LF	1775273001	36
7	SL-SMT 5.08/7/90LF	1775283001	30
8	SL-SMT 5.08/8/90LF	1775293001	30
9	SL-SMT 5.08/9/90LF	1775303001	24
10	SL-SMT 5.08/10/90LF	1775313001	24
11	SL-SMT 5.08/11/90LF	1775323001	24
12	SL-SMT 5.08/12/90LF	1775333001	18
13	SL-SMT 5.08/13/90LF	1775343001	18
14	SL-SMT 5.08/14/90LF	1775353001	18
15	SL-SMT 5.08/15/90LF	1775363001	18
16	SL-SMT 5.08/16/90LF	1775373001	12
17	SL-SMT 5.08/17/90LF	1775383001	12
18	SL-SMT 5.08/18/90LF	1775393001	12
19	SL-SMT 5.08/19/90LF	1775403001	12
20	SL-SMT 5.08/20/90LF	1775413001	12
21	SL-SMT 5.08/21/90LF	1775423001	12
22	SL-SMT 5.08/22/90LF	1775433001	12
23	SL-SMT 5.08/23/90LF	1775443001	12
24	SL-SMT 5.08/24/90LF	1775453001	12

For detailed product and application information for SMT see chapter "Other Applications" page 180-188.

**Solder pin length** 1.5 mm  
**Standard Box** ●  
**Colour** ●

Poles	Type	Cat. No.	Qty.
2	SL-SMT 5.08/2/90LF	1775232001	100
3	SL-SMT 5.08/3/90LF	1775242001	100
4	SL-SMT 5.08/4/90LF	1775252001	100
5	SL-SMT 5.08/5/90LF	1775262001	50
6	SL-SMT 5.08/6/90LF	1775272001	50
7	SL-SMT 5.08/7/90LF	1775282001	50
8	SL-SMT 5.08/8/90LF	1775292001	50
9	SL-SMT 5.08/9/90LF	1775302001	50
10	SL-SMT 5.08/10/90LF	1775312001	50
11	SL-SMT 5.08/11/90LF	1775322001	50
12	SL-SMT 5.08/12/90LF	1775332001	50
13	SL-SMT 5.08/13/90LF	1775342001	50
14	SL-SMT 5.08/14/90LF	1775352001	50
15	SL-SMT 5.08/15/90LF	1775362001	50
16	SL-SMT 5.08/16/90LF	1775372001	50
17	SL-SMT 5.08/17/90LF	1775382001	20
18	SL-SMT 5.08/18/90LF	1775392001	20
19	SL-SMT 5.08/19/90LF	1775402001	20
20	SL-SMT 5.08/20/90LF	1775412001	20
21	SL-SMT 5.08/21/90LF	1775422001	20
22	SL-SMT 5.08/22/90LF	1775432001	20
23	SL-SMT 5.08/23/90LF	1775442001	20
24	SL-SMT 5.08/24/90LF	1775452001	20

For detailed product and application information for SMT see chapter "Other Applications" page 180-188.

Accessories	Page
Fixing	integrated in product
Marking	196
Coding	198,199
Miscellaneous	205

Accessories	Page
Fixing	integrated in product
Marking	196
Coding	198,199
Miscellaneous	205

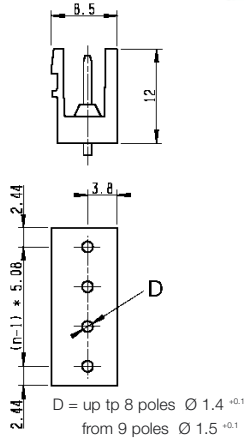
Accessories	Page
Fixing	integrated in product
Marking	196
Coding	198,199
Miscellaneous	205





Pin headers SL-SMT 5.08/180

new



Technical Data	VDE	UL	CSA
Rated voltage	V	250*	300 300
Rated current	A	15	10 10

\*Overvoltage category III / Pollution severity 3  
Additional technical data see page 215

Technical Data	VDE	UL	CSA
Rated voltage	V	250*	300 300
Rated current	A	15	10 10

\*Overvoltage category III / Pollution severity 3  
Additional technical data see page 215

Technical Data	VDE	UL	CSA
Rated voltage	V	250*	300 300
Rated current	A	15	10 10

\*Overvoltage category III / Pollution severity 3  
Additional technical data see page 215

Solder pin length 1.5 mm  
Tape-on-Reel  
Colour ●  
Tape width 56 mm

Poles	Type	Cat. No.	Qty.
2	SL-SMT 5.08/2/180	<b>1775524001</b>	200
3	SL-SMT 5.08/3/180	<b>1775574001</b>	200
4	SL-SMT 5.08/4/180	<b>1775594001</b>	200
5	SL-SMT 5.08/5/180	<b>1775634001</b>	200
6	SL-SMT 5.08/6/180	<b>1775644001</b>	200
7	SL-SMT 5.08/7/180	<b>1775654001</b>	200
8	SL-SMT 5.08/8/180	<b>1775664001</b>	200
9	SL-SMT 5.08/9/180	<b>1775673001</b>	200
10	SL-SMT 5.08/10/180	<b>1775683001</b>	200
11	SL-SMT 5.08/11/180	<b>1775693001</b>	200
12	SL-SMT 5.08/12/180	<b>1775703001</b>	200
13	SL-SMT 5.08/13/180	<b>1775713001</b>	200
14	SL-SMT 5.08/14/180	<b>1775723001</b>	200
15	SL-SMT 5.08/15/180	<b>1775733001</b>	200
16	SL-SMT 5.08/16/180	<b>1775743001</b>	200
17	SL-SMT 5.08/17/180	<b>1775753001</b>	200
18	SL-SMT 5.08/18/180	<b>1775763001</b>	200
19	SL-SMT 5.08/19/180	<b>1775773001</b>	200
20	SL-SMT 5.08/20/180	<b>1775783001</b>	200
21	SL-SMT 5.08/21/180	<b>1775793001</b>	200
22	SL-SMT 5.08/22/180	<b>1775803001</b>	200
23	SL-SMT 5.08/23/180	<b>1775813001</b>	200
24	SL-SMT 5.08/24/180	<b>1775823001</b>	200

For detailed product and application information for SMT see chapter "Other Applications" page 180-188.

Accessories	Page
Fixing	–
Marking	196
Coding	198,199
Miscellaneous	–

Solder pin length 1.5 mm  
Tray  
Colour ●

Poles	Type	Cat. No.	Qty.
–	–	–	–
4	SL-SMT 5.08/4/180	<b>1775593001</b>	66
5	SL-SMT 5.08/5/180	<b>1775633001</b>	54
6	SL-SMT 5.08/6/180	<b>1775643001</b>	48
7	SL-SMT 5.08/7/180	<b>1775653001</b>	42
8	SL-SMT 5.08/8/180	<b>1775663001</b>	36
9	SL-SMT 5.08/9/180	<b>1775673001</b>	30
10	SL-SMT 5.08/10/180	<b>1775683001</b>	30
11	SL-SMT 5.08/11/180	<b>1775693001</b>	24
12	SL-SMT 5.08/12/180	<b>1775703001</b>	24
13	SL-SMT 5.08/13/180	<b>1775713001</b>	24
14	SL-SMT 5.08/14/180	<b>1775723001</b>	18
15	SL-SMT 5.08/15/180	<b>1775733001</b>	18
16	SL-SMT 5.08/16/180	<b>1775743001</b>	18
17	SL-SMT 5.08/17/180	<b>1775753001</b>	18
18	SL-SMT 5.08/18/180	<b>1775763001</b>	12
19	SL-SMT 5.08/19/180	<b>1775773001</b>	12
20	SL-SMT 5.08/20/180	<b>1775783001</b>	12
21	SL-SMT 5.08/21/180	<b>1775793001</b>	12
22	SL-SMT 5.08/22/180	<b>1775803001</b>	12
23	SL-SMT 5.08/23/180	<b>1775813001</b>	12
24	SL-SMT 5.08/24/180	<b>1775823001</b>	12

For detailed product and application information for SMT see chapter "Other Applications" page 180-188.

Accessories	Page
Fixing	–
Marking	196
Coding	198,199
Miscellaneous	–

Solder pin length 1.5 mm  
Standard Box  
Colour ●

Poles	Type	Cat. No.	Qty.
2	SL-SMT 5.08/2/180	<b>1775522001</b>	100
3	SL-SMT 5.08/3/180	<b>1775572001</b>	100
4	SL-SMT 5.08/4/180	<b>1775592001</b>	100
5	SL-SMT 5.08/5/180	<b>1775632001</b>	50
6	SL-SMT 5.08/6/180	<b>1775642001</b>	50
7	SL-SMT 5.08/7/180	<b>1775652001</b>	50
8	SL-SMT 5.08/8/180	<b>1775662001</b>	50
9	SL-SMT 5.08/9/180	<b>1775672001</b>	50
10	SL-SMT 5.08/10/180	<b>1775682001</b>	50
11	SL-SMT 5.08/11/180	<b>1775692001</b>	50
12	SL-SMT 5.08/12/180	<b>1775702001</b>	50
13	SL-SMT 5.08/13/180	<b>1775712001</b>	50
14	SL-SMT 5.08/14/180	<b>1775722001</b>	50
15	SL-SMT 5.08/15/180	<b>1775732001</b>	50
16	SL-SMT 5.08/16/180	<b>1775742001</b>	50
17	SL-SMT 5.08/17/180	<b>1775752001</b>	20
18	SL-SMT 5.08/18/180	<b>1775762001</b>	20
19	SL-SMT 5.08/19/180	<b>1775772001</b>	20
20	SL-SMT 5.08/20/180	<b>1775782001</b>	20
21	SL-SMT 5.08/21/180	<b>1775792001</b>	20
22	SL-SMT 5.08/22/180	<b>1775802001</b>	20
23	SL-SMT 5.08/23/180	<b>1775812001</b>	20
24	SL-SMT 5.08/24/180	<b>1775822001</b>	20

For detailed product and application information for SMT see chapter "Other Applications" page 180-188.

Accessories	Page
Fixing	–
Marking	196
Coding	198,199
Miscellaneous	–

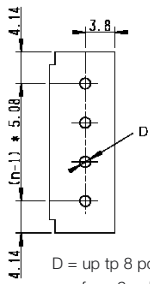
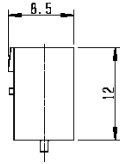
Omnimate Range  
Pitch 5.08 mm

# Omnimate Range - Pitch 5.08 mm



## Pin headers SL-SMT 5.08/180G

**new**



D = up to 8 poles  $\varnothing 1.4^{+0.1}$   
from 9 poles  $\varnothing 1.5^{+0.1}$



Technical Data	VDE	UL	CSA
Rated voltage	V	250*	300 300
Rated current	A	15	10 10

\*Overvoltage category III / Pollution severity 3  
Additional technical data see page 215

Technical Data	VDE	UL	CSA
Rated voltage	V	250*	300 300
Rated current	A	15	10 10

\*Overvoltage category III / Pollution severity 3  
Additional technical data see page 215

Technical Data	VDE	UL	CSA
Rated voltage	V	250*	300 300
Rated current	A	15	10 10

\*Overvoltage category III / Pollution severity 3  
Additional technical data see page 215

Solder pin length **1.5 mm**  
Tape-on-Reel   
Colour   
Tape width **56 mm**

Poles	Type	Cat. No.	Qty.
2	SL-SMT 5.08/2/180G	<b>1775924001</b>	200
3	SL-SMT 5.08/3/180G	<b>1775934001</b>	200
4	SL-SMT 5.08/4/180G	<b>1775944001</b>	200
5	SL-SMT 5.08/5/180G	<b>1775954001</b>	200
6	SL-SMT 5.08/6/180G	<b>1775964001</b>	200
7	SL-SMT 5.08/7/180G	<b>1775974001</b>	200

Solder pin length **1.5 mm**  
Tray   
Colour

Poles	Type	Cat. No.	Qty.
-	-	-	-
-	-	-	-
4	SL-SMT 5.08/4/180G	<b>1775943001</b>	66
5	SL-SMT 5.08/5/180G	<b>1775953001</b>	54
6	SL-SMT 5.08/6/180G	<b>1775963001</b>	48
7	SL-SMT 5.08/7/180G	<b>1775973001</b>	42
8	SL-SMT 5.08/8/180G	<b>1775983001</b>	36
9	SL-SMT 5.08/9/180G	<b>1775993001</b>	30
10	SL-SMT 5.08/10/180G	<b>1776003001</b>	30
11	SL-SMT 5.08/11/180G	<b>1776013001</b>	24
12	SL-SMT 5.08/12/180G	<b>1776023001</b>	24
13	SL-SMT 5.08/13/180G	<b>1776243001</b>	24
14	SL-SMT 5.08/14/180G	<b>1776253001</b>	18
15	SL-SMT 5.08/15/180G	<b>1776263001</b>	18
16	SL-SMT 5.08/16/180G	<b>1776273001</b>	18
17	SL-SMT 5.08/17/180G	<b>1776283001</b>	18
18	SL-SMT 5.08/18/180G	<b>1776293001</b>	12
19	SL-SMT 5.08/19/180G	<b>1776303001</b>	12
20	SL-SMT 5.08/20/180G	<b>1776313001</b>	12
21	SL-SMT 5.08/21/180G	<b>1776323001</b>	12
22	SL-SMT 5.08/22/180G	<b>1776333001</b>	12
23	SL-SMT 5.08/23/180G	<b>1776343001</b>	12
24	SL-SMT 5.08/24/180G	<b>1776353001</b>	12

For detailed product and application information for SMT see chapter "Other Applications" page 180-188.

For detailed product and application information for SMT see chapter "Other Applications" page 180-188.

Solder pin length **1.5 mm**  
Standard Box   
Colour

Poles	Type	Cat. No.	Qty.
2	SL-SMT 5.08/2/180G	<b>1775922001</b>	100
3	SL-SMT 5.08/3/180G	<b>1775932001</b>	100
4	SL-SMT 5.08/4/180G	<b>1775942001</b>	100
5	SL-SMT 5.08/5/180G	<b>1775952001</b>	50
6	SL-SMT 5.08/6/180G	<b>1775962001</b>	50
7	SL-SMT 5.08/7/180G	<b>1775972001</b>	50
8	SL-SMT 5.08/8/180G	<b>1775982001</b>	50
9	SL-SMT 5.08/9/180G	<b>1775992001</b>	50
10	SL-SMT 5.08/10/180G	<b>1776002001</b>	50
11	SL-SMT 5.08/11/180G	<b>1776012001</b>	50
12	SL-SMT 5.08/12/180G	<b>1776022001</b>	50
13	SL-SMT 5.08/13/180G	<b>1776242001</b>	50
14	SL-SMT 5.08/14/180G	<b>1776252001</b>	50
15	SL-SMT 5.08/15/180G	<b>1776262001</b>	50
16	SL-SMT 5.08/16/180G	<b>1776272001</b>	50
17	SL-SMT 5.08/17/180G	<b>1776282001</b>	20
18	SL-SMT 5.08/18/180G	<b>1776292001</b>	20
19	SL-SMT 5.08/19/180G	<b>1776302001</b>	20
20	SL-SMT 5.08/20/180G	<b>1776312001</b>	20
21	SL-SMT 5.08/21/180G	<b>1776322001</b>	20
22	SL-SMT 5.08/22/180G	<b>1776332001</b>	20
23	SL-SMT 5.08/23/180G	<b>1776342001</b>	20
24	SL-SMT 5.08/24/180G	<b>1776352001</b>	20

For detailed product and application information for SMT see chapter "Other Applications" page 180-188.

Accessories	Page
Fixing	-
Marking	196
Coding	198,199
Miscellaneous	-

Accessories	Page
Fixing	-
Marking	196
Coding	198,199
Miscellaneous	-

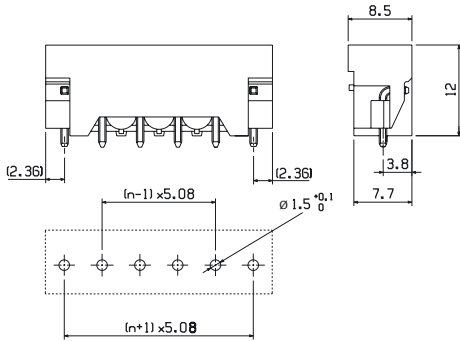
Accessories	Page
Fixing	-
Marking	196
Coding	198,199
Miscellaneous	-

# Omnimate Range - Pitch 5.08 mm



## Pin headers SL-SMT 5.08/180LF

**new**



Technical Data		VDE	UL	CSA
Rated voltage	V	250*	300	300
Rated current	A	15	10	10

\*Overvoltage category III / Pollution severity 3  
Additional technical data see page 215

Solder pin length **1.5 mm**  
Tape-on-Reel   
Colour   
Tape width **56 mm**

Poles	Type	Cat. No.	Qty.
2	SL-SMT 5.08/2/180LF	<b>1776364001</b>	200
3	SL-SMT 5.08/3/180LF	<b>1776374001</b>	200
4	SL-SMT 5.08/4/180LF	<b>1776384001</b>	200
5	SL-SMT 5.08/5/180LF	<b>1776394001</b>	200
6	SL-SMT 5.08/6/180LF	<b>1776404001</b>	200

For detailed product and application information for SMT see chapter "Other Applications" page 180-188.

Accessories	Page
Fixing	integrated in product
Marking	196
Coding	198,199
Miscellaneous	-

Technical Data		VDE	UL	CSA
Rated voltage	V	250*	300	300
Rated current	A	15	10	10

\*Overvoltage category III / Pollution severity 3  
Additional technical data see page 215

Solder pin length **1.5 mm**  
Tray   
Colour

Poles	Type	Cat. No.	Qty.
2	SL-SMT 5.08/2/180LF	<b>1776363001</b>	66
3	SL-SMT 5.08/3/180LF	<b>1776373001</b>	54
4	SL-SMT 5.08/4/180LF	<b>1776383001</b>	48
5	SL-SMT 5.08/5/180LF	<b>1776393001</b>	42
6	SL-SMT 5.08/6/180LF	<b>1776403001</b>	36
7	SL-SMT 5.08/7/180LF	<b>1776413001</b>	30
8	SL-SMT 5.08/8/180LF	<b>1776423001</b>	30
9	SL-SMT 5.08/9/180LF	<b>1776433001</b>	24
10	SL-SMT 5.08/10/180LF	<b>1776443001</b>	24
11	SL-SMT 5.08/11/180LF	<b>1776453001</b>	24
12	SL-SMT 5.08/12/180LF	<b>1776463001</b>	18
13	SL-SMT 5.08/13/180LF	<b>1776473001</b>	18
14	SL-SMT 5.08/14/180LF	<b>1776483001</b>	18
15	SL-SMT 5.08/15/180LF	<b>1776493001</b>	18
16	SL-SMT 5.08/16/180LF	<b>1776503001</b>	12
17	SL-SMT 5.08/17/180LF	<b>1776513001</b>	12
18	SL-SMT 5.08/18/180LF	<b>1776523001</b>	12
19	SL-SMT 5.08/19/180LF	<b>1776533001</b>	12
20	SL-SMT 5.08/20/180LF	<b>1776543001</b>	12
21	SL-SMT 5.08/21/180LF	<b>1776553001</b>	12
22	SL-SMT 5.08/22/180LF	<b>1776573001</b>	12
23	SL-SMT 5.08/23/180LF	<b>1776583001</b>	12
24	SL-SMT 5.08/24/180LF	<b>1776593001</b>	12

For detailed product and application information for SMT see chapter "Other Applications" page 180-188.

Accessories	Page
Fixing	integrated in product
Marking	196
Coding	198,199
Miscellaneous	-

Technical Data		VDE	UL	CSA
Rated voltage	V	250*	300	300
Rated current	A	15	10	10

\*Overvoltage category III / Pollution severity 3  
Additional technical data see page 215

Solder pin length **1.5 mm**  
Standard Box   
Colour

Poles	Type	Cat. No.	Qty.
2	SL-SMT 5.08/2/180LF	<b>1776362001</b>	100
3	SL-SMT 5.08/3/180LF	<b>1776372001</b>	100
4	SL-SMT 5.08/4/180LF	<b>1776382001</b>	100
5	SL-SMT 5.08/5/180LF	<b>1776392001</b>	50
6	SL-SMT 5.08/6/180LF	<b>1776402001</b>	50
7	SL-SMT 5.08/7/180LF	<b>1776412001</b>	50
8	SL-SMT 5.08/8/180LF	<b>1776422001</b>	50
9	SL-SMT 5.08/9/180LF	<b>1776432001</b>	50
10	SL-SMT 5.08/10/180LF	<b>1776442001</b>	50
11	SL-SMT 5.08/11/180LF	<b>1776452001</b>	50
12	SL-SMT 5.08/12/180LF	<b>1776462001</b>	50
13	SL-SMT 5.08/13/180LF	<b>1776472001</b>	50
14	SL-SMT 5.08/14/180LF	<b>1776482001</b>	50
15	SL-SMT 5.08/15/180LF	<b>1776492001</b>	50
16	SL-SMT 5.08/16/180LF	<b>1776502001</b>	50
17	SL-SMT 5.08/17/180LF	<b>1776512001</b>	20
18	SL-SMT 5.08/18/180LF	<b>1776522001</b>	20
19	SL-SMT 5.08/19/180LF	<b>1776532001</b>	20
20	SL-SMT 5.08/20/180LF	<b>1776542001</b>	20
21	SL-SMT 5.08/21/180LF	<b>1776552001</b>	20
22	SL-SMT 5.08/22/180LF	<b>1776572001</b>	20
23	SL-SMT 5.08/23/180LF	<b>1776582001</b>	20
24	SL-SMT 5.08/24/180LF	<b>1776592001</b>	20

For detailed product and application information for SMT see chapter "Other Applications" page 180-188.

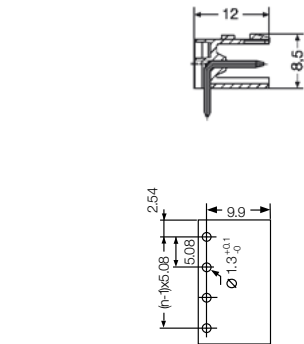
Accessories	Page
Fixing	integrated in product
Marking	196
Coding	198,199
Miscellaneous	-

Omnimate Range  
Pitch 5.08 mm

# Omnimate Range - Pitch 5.08 mm



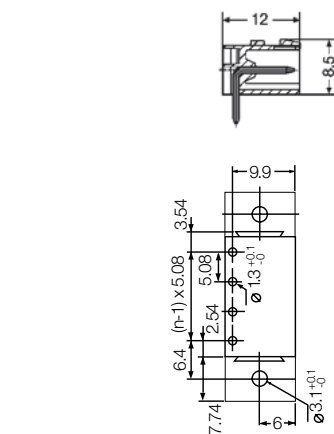

## Pin headers SL 5.08/90



Technical Data		VDE	UL	CSA
Rated voltage	V	250*	300	300
Rated current	A	12	10	10

\*Overvoltage category III / Pollution severity 3  
Additional technical data see page 216

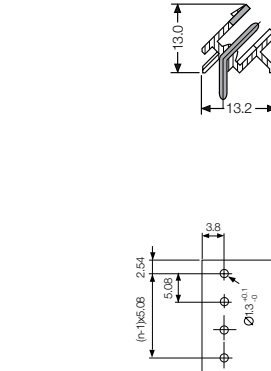
## Pin headers SL 5.08/90B



Technical Data		VDE	UL	CSA
Rated voltage	V	250*	300	300
Rated current	A	12	10	10

\*Overvoltage category III / Pollution severity 3  
Additional technical data see page 216

## Pin headers SL 5.08/135



Technical Data		VDE	UL	CSA
Rated voltage	V	250*	300	300
Rated current	A	12	10	10

\*Overvoltage category III / Pollution severity 3  
Additional technical data see page 216

Solder pin length **3.2 mm** **4.5 mm**

Poles	Type	Colour		Qty.
		Cat. No.	Cat. No.	
2	SL 5.08/2/90	1508060000	1512610000	100
3	SL 5.08/3/90	1508160000	1512710000	100
4	SL 5.08/4/90	1508260000	1512810000	100
5	SL 5.08/5/90	1508360000	1512910000	50
6	SL 5.08/6/90	1508460000	1513010000	50
7	SL 5.08/7/90	1508560000	1513110000	50
8	SL 5.08/8/90	1508660000	1513210000	50
9	SL 5.08/9/90	1508760000	1513310000	50
10	SL 5.08/10/90	1508860000	1513410000	50
11	SL 5.08/11/90	1508960000	1513510000	50
12	SL 5.08/12/90	1509060000	1513610000	50
13	SL 5.08/13/90	1509160000	1513710000	50
14	SL 5.08/14/90	1509260000	1513810000	50
15	SL 5.08/15/90	1509360000	1513910000	50
16	SL 5.08/16/90	1509460000	1514010000	50
17	SL 5.08/17/90	1509560000	1514110000	20
18	SL 5.08/18/90	1509660000	1514210000	20
19	SL 5.08/19/90	1509760000	1514310000	20
20	SL 5.08/20/90	1509860000	1514410000	20
21	SL 5.08/21/90	1509960000	1514510000	20
22	SL 5.08/22/90	1510060000	1514610000	20
23	SL 5.08/23/90	1510160000	1514710000	20
24	SL 5.08/24/90	1510260000	1514810000	20

Accessories	Page
Fixing	-
Marking	196
Coding	198, 199
Miscellaneous	205

Solder pin length **3.2 mm** **4.5 mm**

Poles	Type	Colour		Qty.
		Cat. No.	Cat. No.	
2	SL 5.08/2/90B	1510360000	1514910000	100
3	SL 5.08/3/90B	1510460000	1515010000	100
4	SL 5.08/4/90B	1510560000	1515110000	100
5	SL 5.08/5/90B	1510660000	1515210000	50
6	SL 5.08/6/90B	1510760000	1515310000	50
7	SL 5.08/7/90B	1510860000	1515410000	50
8	SL 5.08/8/90B	1510960000	1515510000	50
9	SL 5.08/9/90B	1511060000	1515610000	50
10	SL 5.08/10/90B	1511160000	1515710000	50
11	SL 5.08/11/90B	1511260000	1515810000	50
12	SL 5.08/12/90B	1511360000	1515910000	50
13	SL 5.08/13/90B	1511460000	1516010000	50
14	SL 5.08/14/90B	1511560000	151610000	50
15	SL 5.08/15/90B	1511660000	1516210000	50
16	SL 5.08/16/90B	1511760000	1516310000	50
17	SL 5.08/17/90B	1511860000	1516410000	20
18	SL 5.08/18/90B	1511960000	1516510000	20
19	SL 5.08/19/90B	1512060000	1516610000	20
20	SL 5.08/20/90B	1512160000	1516710000	20
21	SL 5.08/21/90B	1512260000	1516810000	20
22	SL 5.08/22/90B	1512360000	1516910000	20
23	SL 5.08/23/90B	1512460000	1517010000	20
24	SL 5.08/24/90B	1512560000	1517110000	20

Accessories	Page
Fixing	193
Marking	196
Coding	198, 199
Miscellaneous	205

Solder pin length **3.2 mm** **4.5 mm**

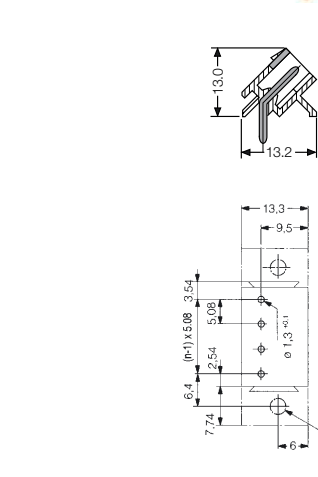

Poles	Type	Colour		Qty.
		Cat. No.	Cat. No.	
2	SL 5.08/2/135	1603060000	1635270000	100
3	SL 5.08/3/135	1603070000	1635280000	100
4	SL 5.08/4/135	1603080000	1635290000	100
5	SL 5.08/5/135	1603090000	1635300000	50
6	SL 5.08/6/135	1603100000	1635310000	50
7	SL 5.08/7/135	1603110000	1635320000	50
8	SL 5.08/8/135	1603120000	1635330000	50
9	SL 5.08/9/135	1603130000	1635340000	50
10	SL 5.08/10/135	1603140000	1635350000	50
11	SL 5.08/11/135	1603150000	1635360000	50
12	SL 5.08/12/135	1603160000	1635370000	50
13	SL 5.08/13/135	1603170000	1635380000	50
14	SL 5.08/14/135	1603180000	1635390000	50
15	SL 5.08/15/135	1603190000	1635400000	50
16	SL 5.08/16/135	1603200000	1635410000	50
17	SL 5.08/17/135	1603210000	1635420000	20
18	SL 5.08/18/135	1603220000	1635430000	20
19	SL 5.08/19/135	1603230000	1635440000	20
20	SL 5.08/20/135	1603240000	1635450000	20
21	SL 5.08/21/135	1603250000	1635460000	20
22	SL 5.08/22/135	1603260000	1635470000	20
23	SL 5.08/23/135	1603270000	1635480000	20
24	SL 5.08/24/135	1603280000	1635490000	20

Accessories	Page
Fixing	-
Marking	196
Coding	198, 199
Miscellaneous	-

# Omnimate Range - Pitch 5.08 mm



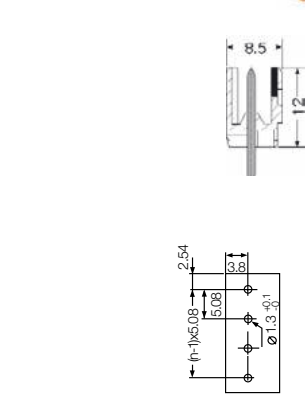
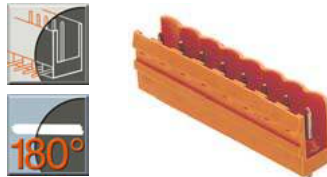
## Pin headers SL 5.08/135B



Technical Data		VDE	UL	CSA
Rated voltage	V	250*	300	300
Rated current	A	12	10	10

\*Overvoltage category III / Pollution severity 3  
Additional technical data see page 216

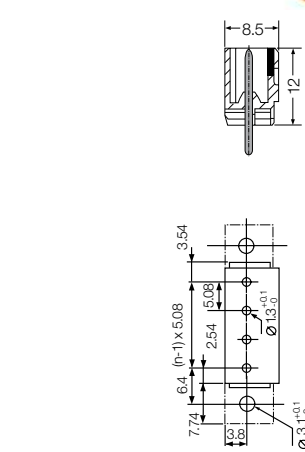

## Pin headers SL 5.08/180



Technical Data		VDE	UL	CSA
Rated voltage	V	250*	300	300
Rated current	A	12	10	10

\*Overvoltage category III / Pollution severity 3  
Additional technical data see page 216

## Pin headers SL 5.08/180B



Technical Data		VDE	UL	CSA
Rated voltage	V	250*	300	300
Rated current	A	12	10	10

\*Overvoltage category III / Pollution severity 3  
Additional technical data see page 216

Solder pin length      **3.2 mm**      **4.5 mm**

Poles	Type	Colour		Qty.
		Cat. No.	Cat. No.	
2	SL 5.08/2/135B	1605530000	1635500000	100
3	SL 5.08/3/135B	1605540000	1635510000	100
4	SL 5.08/4/135B	1605550000	1635520000	100
5	SL 5.08/5/135B	1605560000	1635530000	50
6	SL 5.08/6/135B	1605570000	1635540000	50
7	SL 5.08/7/135B	1605580000	1635550000	50
8	SL 5.08/8/135B	1605590000	1635560000	50
9	SL 5.08/9/135B	1605600000	1635570000	50
10	SL 5.08/10/135B	1605610000	1635580000	50
11	SL 5.08/11/135B	1605620000	1635590000	50
12	SL 5.08/12/135B	1605630000	1635600000	50
13	SL 5.08/13/135B	1605640000	1635610000	50
14	SL 5.08/14/135B	1605650000	1635620000	50
15	SL 5.08/15/135B	1605660000	1635630000	50
16	SL 5.08/16/135B	1605670000	1635640000	50
17	SL 5.08/17/135B	1605680000	1635650000	20
18	SL 5.08/18/135B	1605690000	1635660000	20
19	SL 5.08/19/135B	1605700000	1635670000	20
20	SL 5.08/20/135B	1605710000	1635680000	20
21	SL 5.08/21/135B	1605720000	1635690000	20
22	SL 5.08/22/135B	1605730000	1635700000	20
23	SL 5.08/23/135B	1605740000	1635710000	20
24	SL 5.08/24/135B	1605750000	1635720000	20

Accessories	Page
Fixing	193
Marking	196
Coding	198, 199
Miscellaneous	-

Solder pin length      **3.2 mm**      **4.5 mm**

Poles	Type	Colour		Qty.
		Cat. No.	Cat. No.	
2	SL 5.08/2/180	1517260000	1521810000	100
3	SL 5.08/3/180	1517360000	1521910000	100
4	SL 5.08/4/180	1517460000	1522010000	100
5	SL 5.08/5/180	1517560000	1522110000	50
6	SL 5.08/6/180	1517660000	1522210000	50
7	SL 5.08/7/180	1517760000	1522310000	50
8	SL 5.08/8/180	1517860000	1522410000	50
9	SL 5.08/9/180	1517960000	1522510000	50
10	SL 5.08/10/180	1518060000	1522610000	50
11	SL 5.08/11/180	1518160000	1522710000	50
12	SL 5.08/12/180	1518260000	1522810000	50
13	SL 5.08/13/180	1518360000	1522910000	50
14	SL 5.08/14/180	1518460000	1523010000	50
15	SL 5.08/15/180	1518560000	1523110000	50
16	SL 5.08/16/180	1518660000	1523210000	50
17	SL 5.08/17/180	1518760000	1523310000	20
18	SL 5.08/18/180	1518860000	1523410000	20
19	SL 5.08/19/180	1518960000	1523510000	20
20	SL 5.08/20/180	1519060000	1523610000	20
21	SL 5.08/21/180	1519160000	1523710000	20
22	SL 5.08/22/180	1519260000	1523810000	20
23	SL 5.08/23/180	1519360000	1523910000	20
24	SL 5.08/24/180	1519460000	1524010000	20

Accessories	Page
Fixing	-
Marking	196
Coding	198, 199
Miscellaneous	-

Solder pin length      **3.2 mm**      **4.5 mm**

Poles	Type	Colour		Qty.
		Cat. No.	Cat. No.	
2	SL 5.08/2/180B	1519560000	1524110000	100
3	SL 5.08/3/180B	1519660000	1524210000	100
4	SL 5.08/4/180B	1519760000	1524310000	100
5	SL 5.08/5/180B	1519860000	1524410000	50
6	SL 5.08/6/180B	1519960000	1524510000	50
7	SL 5.08/7/180B	1520060000	1524610000	50
8	SL 5.08/8/180B	1520160000	1524710000	50
9	SL 5.08/9/180B	1520260000	1524810000	50
10	SL 5.08/10/180B	1520360000	1524910000	50
11	SL 5.08/11/180B	1520460000	1525010000	50
12	SL 5.08/12/180B	1520560000	1525110000	50
13	SL 5.08/13/180B	1520660000	1525210000	50
14	SL 5.08/14/180B	1520760000	1525310000	50
15	SL 5.08/15/180B	1520860000	1525410000	50
16	SL 5.08/16/180B	1520960000	1525510000	50
17	SL 5.08/17/180B	1521060000	1525610000	20
18	SL 5.08/18/180B	1521160000	1525710000	20
19	SL 5.08/19/180B	1521260000	1525810000	20
20	SL 5.08/20/180B	1521360000	1525910000	20
21	SL 5.08/21/180B	1521460000	1526010000	20
22	SL 5.08/22/180B	1521560000	1526110000	20
23	SL 5.08/23/180B	1521660000	1526210000	20
24	SL 5.08/24/180B	1521760000	1526310000	20

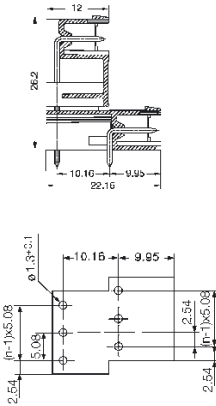

Accessories	Page
Fixing	193
Marking	196
Coding	198, 199
Miscellaneous	-

Omnimate Range Pitch 5.08 mm

# Omnimate Range - Pitch 5.08 mm



## Pin headers SLD 5.08V/90



Technical Data		VDE	UL	CSA
Rated voltage	V	250*	300	300
Rated current	A	7	10	10

\*Overvoltage category III / Pollution severity 3  
Additional technical data see page 217

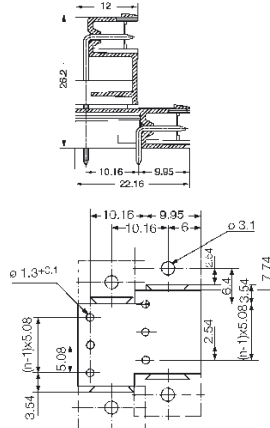

Solder pin length      **3.2 mm**      **4.5 mm**

Colour				
Poles	Type	Cat. No.	Cat. No.	Qty.
4	SLD 5.08V/4/90	1725170000	1725420000	100
6	SLD 5.08V/6/90	1725180000	1725430000	100
8	SLD 5.08V/8/90	1725190000	1725440000	100
10	SLD 5.08V/10/90	1725200000	1725450000	50
12	SLD 5.08V/12/90	1725210000	1725460000	50
14	SLD 5.08V/14/90	1725220000	1725470000	50
16	SLD 5.08V/16/90	1725230000	1725480000	50
18	SLD 5.08V/18/90	1725240000	1725490000	50
20	SLD 5.08V/20/90	1725250000	1725500000	50
22	SLD 5.08V/22/90	1725260000	1725510000	50
24	SLD 5.08V/24/90	1725270000	1725520000	50
26	SLD 5.08V/26/90	1725280000	1725530000	50
28	SLD 5.08V/28/90	1725290000	1725540000	50
30	SLD 5.08V/30/90	1725300000	1725550000	50
32	SLD 5.08V/32/90	1725310000	1725560000	50
34	SLD 5.08V/34/90	1725320000	1725570000	50
36	SLD 5.08V/36/90	1725330000	1725580000	20
38	SLD 5.08V/38/90	1725340000	1725590000	20
40	SLD 5.08V/40/90	1725350000	1725600000	20
42	SLD 5.08V/42/90	1725360000	1725610000	20
44	SLD 5.08V/44/90	1725370000	1725620000	20
46	SLD 5.08V/46/90	1725380000	1725630000	20
48	SLD 5.08V/48/90	1725390000	1725640000	20

Accessories	Page
Fixing	194
Marking	196
Coding	199
Miscellaneous	-

## Pin headers SLD 5.08V/90B

**new**



Technical Data		VDE	UL	CSA
Rated voltage	V	250*	300	300
Rated current	A	7	10	10

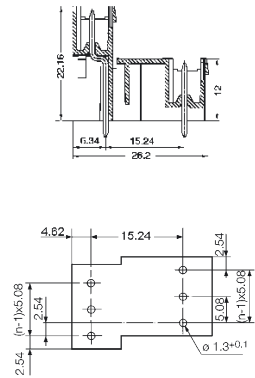

\*Overvoltage category III / Pollution severity 3  
Additional technical data see page 217

Solder pin length      **3.2 mm**      **4.5 mm**

Colour				
Poles	Type	Cat. No.	Cat. No.	Qty.
4	SLD 5.08V/4/90B	1726280000	1726510000	100
6	SLD 5.08V/6/90B	1726290000	1726520000	100
8	SLD 5.08V/8/90B	1726300000	1726530000	100
10	SLD 5.08V/10/90B	1726310000	1726540000	50
12	SLD 5.08V/12/90B	1726320000	1726550000	50
14	SLD 5.08V/14/90B	1726330000	1726560000	50
16	SLD 5.08V/16/90B	1726340000	1726570000	50
18	SLD 5.08V/18/90B	1726350000	1726580000	50
20	SLD 5.08V/20/90B	1726360000	1726590000	50
22	SLD 5.08V/22/90B	1726370000	1726600000	50
24	SLD 5.08V/24/90B	1726380000	1726610000	50
26	SLD 5.08V/26/90B	1726390000	1726620000	50
28	SLD 5.08V/28/90B	1726400000	1726630000	50
30	SLD 5.08V/30/90B	1726410000	1726640000	50
32	SLD 5.08V/32/90B	1726420000	1726650000	50
34	SLD 5.08V/34/90B	1726430000	1726660000	50
36	SLD 5.08V/36/90B	1726440000	1726670000	20
38	SLD 5.08V/38/90B	1726450000	1726680000	20
40	SLD 5.08V/40/90B	1726460000	1726690000	20
42	SLD 5.08V/42/90B	1726470000	1726700000	20
44	SLD 5.08V/44/90B	1726480000	1726710000	20
46	SLD 5.08V/46/90B	1726490000	1726720000	20
48	SLD 5.08V/48/90B	1726500000	1726730000	20

Accessories	Page
Fixing	194
Marking	196
Coding	199
Miscellaneous	-

## Pin headers SLD 5.08V/180



Technical Data		VDE	UL	CSA
Rated voltage	V	250*	300	300
Rated current	A	7	10	10

\*Overvoltage category III / Pollution severity 3  
Additional technical data see page 217

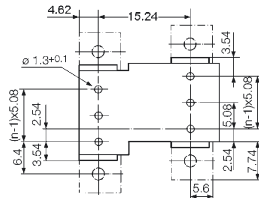
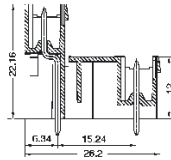

Solder pin length      **3.2 mm**      **4.5 mm**

Colour				
Poles	Type	Cat. No.	Cat. No.	Qty.
4	SLD 5.08V/4/180	1725650000	1725880000	100
6	SLD 5.08V/6/180	1725660000	1725890000	100
8	SLD 5.08V/8/180	1725670000	1725900000	100
10	SLD 5.08V/10/180	1725680000	1725910000	50
12	SLD 5.08V/12/180	1725690000	1725920000	50
14	SLD 5.08V/14/180	1725700000	1725930000	50
16	SLD 5.08V/16/180	1725710000	1725940000	50
18	SLD 5.08V/18/180	1725720000	1725950000	50
20	SLD 5.08V/20/180	1725730000	1725960000	50
22	SLD 5.08V/22/180	1725740000	1725970000	50
24	SLD 5.08V/24/180	1725750000	1725980000	50
26	SLD 5.08V/26/180	1725760000	1725990000	50
28	SLD 5.08V/28/180	1725770000	1726000000	50
30	SLD 5.08V/30/180	1725780000	1726010000	50
32	SLD 5.08V/32/180	1725790000	1726020000	50
34	SLD 5.08V/34/180	1725800000	1726030000	50
36	SLD 5.08V/36/180	1725810000	1726040000	20
38	SLD 5.08V/38/180	1725820000	1726050000	20
40	SLD 5.08V/40/180	1725830000	1726060000	20
42	SLD 5.08V/42/180	1725840000	1726070000	20
44	SLD 5.08V/44/180	1725850000	1726080000	20
46	SLD 5.08V/46/180	1725860000	1726090000	20
48	SLD 5.08V/48/180	1725870000	1726100000	20

Accessories	Page
Fixing	194
Marking	196
Coding	199
Miscellaneous	-



## Pin headers SLD 5.08V/180B new



Technical Data		VDE	UL	CSA
Rated voltage	V	250*	300	300
Rated current	A	7	10	10

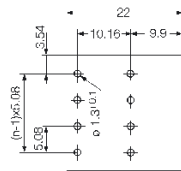
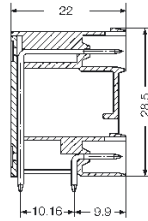

\*Overvoltage category III / Pollution severity 3  
Additional technical data see page 217

Solder pin length 3.2 mm 4.5 mm

Colour					
Poles	Type	Cat. No.	Cat. No.	Qty.	Qty.
4	SLD 5.08V/4/180B	1726740000	1726970000	100	100
6	SLD 5.08V/6/180B	1726750000	1726980000	100	100
8	SLD 5.08V/8/180B	1726760000	1726990000	100	100
10	SLD 5.08V/10/180B	1726770000	1727000000	50	50
12	SLD 5.08V/12/180B	1726780000	1727010000	50	50
14	SLD 5.08V/14/180B	1726790000	1727020000	50	50
16	SLD 5.08V/16/180B	1726800000	1727030000	50	50
18	SLD 5.08V/18/180B	1726810000	1727040000	50	50
20	SLD 5.08V/20/180B	1726820000	1727050000	50	50
22	SLD 5.08V/22/180B	1726830000	1727060000	50	50
24	SLD 5.08V/24/180B	1726840000	1727070000	50	50
26	SLD 5.08V/26/180B	1726850000	1727080000	50	50
28	SLD 5.08V/28/180B	1726860000	1727090000	50	50
30	SLD 5.08V/30/180B	1726870000	1727100000	50	50
32	SLD 5.08V/32/180B	1726880000	1727110000	50	50
34	SLD 5.08V/34/180B	1726890000	1727120000	50	50
36	SLD 5.08V/36/180B	1726900000	1727130000	20	20
38	SLD 5.08V/38/180B	1726910000	1727140000	20	20
40	SLD 5.08V/40/180B	1726920000	1727150000	20	20
42	SLD 5.08V/42/180B	1726930000	1727160000	20	20
44	SLD 5.08V/44/180B	1726940000	1727170000	20	20
46	SLD 5.08V/46/180B	1726950000	1727180000	20	20
48	SLD 5.08V/48/180B	1726960000	1727190000	20	20

Accessories	Page
Fixing	193
Marking	196
Coding	199
Miscellaneous	-

## Pin headers SLD 5.08R20



Technical Data		VDE	UL	CSA
Rated voltage	V	250*	300	300
Rated current	A	8	10	10

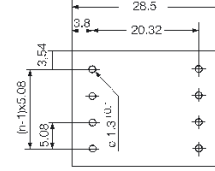
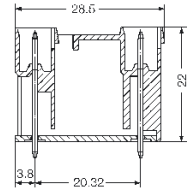

\*Overvoltage category III / Pollution severity 3  
Additional technical data see page 216

Solder pin length 3.2 mm 4.5 mm

Colour					
Poles	Type	Cat. No.	Cat. No.	Qty.	Qty.
4	SLD 5.08R20/4	1601790000	1711450000	50	50
6	SLD 5.08R20/6	1601800000	1675320000	50	50
8	SLD 5.08R20/8	1601810000	1675330000	50	50
10	SLD 5.08R20/10	1601820000	1711480000	50	50
12	SLD 5.08R20/12	1601830000	1711490000	50	50
14	SLD 5.08R20/14	1601840000	1711500000	20	20
16	SLD 5.08R20/16	1601850000	1711510000	20	20
18	SLD 5.08R20/18	1601860000	1711520000	20	20
20	SLD 5.08R20/20	1601870000	1711530000	20	20
22	SLD 5.08R20/22	1601880000	1711540000	10	10
24	SLD 5.08R20/24	1601890000	1711550000	10	10
26	SLD 5.08R20/26	1601900000	1711560000	10	10
28	SLD 5.08R20/28	1601910000	1711570000	10	10
30	SLD 5.08R20/30	1601920000	1711580000	10	10
32	SLD 5.08R20/32	1601930000	1711590000	10	10
34	SLD 5.08R20/34	1601940000	1711600000	10	10
36	SLD 5.08R20/36	1601950000	1711610000	10	10
38	SLD 5.08R20/38	1601960000	1711620000	10	10
40	SLD 5.08R20/40	1601970000	1711630000	10	10
42	SLD 5.08R20/42	1601980000	1711640000	10	10
44	SLD 5.08R20/44	1601990000	1711650000	10	10
46	SLD 5.08R20/46	1602000000	1711660000	10	10
48	SLD 5.08R20/48	1602010000	1711670000	10	10

Accessories	Page
Fixing	-
Marking	196
Coding	198, 199
Miscellaneous	-

## Pin headers SLD 5.08R20



Technical Data		VDE	UL	CSA
Rated voltage	V	250*	300	300
Rated current	A	8	10	10

\*Overvoltage category III / Pollution severity 3  
Additional technical data see page 216

Solder pin length 3.2 mm 4.5 mm

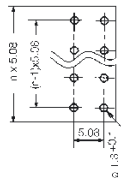
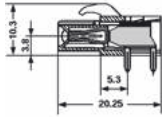

Colour					
Poles	Type	Cat. No.	Cat. No.	Qty.	Qty.
4	SLD 5.08R20/4	1602390000	1711680000	50	50
6	SLD 5.08R20/6	1602400000	1711690000	50	50
8	SLD 5.08R20/8	1602410000	1711700000	50	50
10	SLD 5.08R20/10	1602420000	1711710000	50	50
12	SLD 5.08R20/12	1602430000	1711720000	50	50
14	SLD 5.08R20/14	1602440000	1711730000	20	20
16	SLD 5.08R20/16	1602450000	1676730000	20	20
18	SLD 5.08R20/18	1602460000	1711750000	20	20
20	SLD 5.08R20/20	1602470000	1711760000	20	20
22	SLD 5.08R20/22	1602480000	1711770000	10	10
24	SLD 5.08R20/24	1602490000	1711780000	10	10
26	SLD 5.08R20/26	1602500000	1711790000	10	10
28	SLD 5.08R20/28	1602510000	1711800000	10	10
30	SLD 5.08R20/30	1602520000	1711810000	10	10
32	SLD 5.08R20/32	1602530000	1711820000	10	10
34	SLD 5.08R20/34	1602540000	1711830000	10	10
36	SLD 5.08R20/36	1602550000	1711840000	10	10
38	SLD 5.08R20/38	1602560000	1711850000	10	10
40	SLD 5.08R20/40	1602570000	1711860000	10	10
42	SLD 5.08R20/42	1602580000	1711870000	10	10
44	SLD 5.08R20/44	1602590000	1711880000	10	10
46	SLD 5.08R20/46	1602600000	1711890000	10	10
48	SLD 5.08R20/48	1602610000	1711900000	10	10

Accessories	Page
Fixing	-
Marking	196
Coding	198, 199
Miscellaneous	-

# Omnimate Range - Pitch 5.08 mm



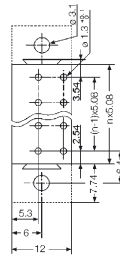
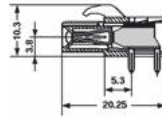

## Socket blocks BLL 5.08/90



Technical Data		VDE	UL	CSA
<b>Rated voltage</b>	V	250*	300	300
<b>Rated current</b>	A	12	10	10

\*Overvoltage category III / Pollution severity 3  
Additional technical data see page 217

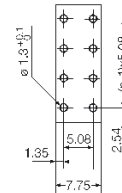
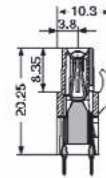
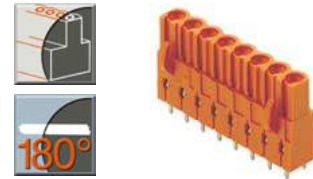
## Socket blocks BLL 5.08/90B



Technical Data		VDE	UL	CSA
<b>Rated voltage</b>	V	250*	300	300
<b>Rated current</b>	A	12	10	10

\*Overvoltage category III / Pollution severity 3  
Additional technical data see page 217

## Socket blocks BLL 5.08/180



Technical Data		VDE	UL	CSA
<b>Rated voltage</b>	V	250*	300	300
<b>Rated current</b>	A	12	10	10

\*Overvoltage category III / Pollution severity 3  
Additional technical data see page 217

Solder pin length		3.2 mm	4.5 mm		
Colour		●	●		
Poles	Type	Cat. No.	Cat. No.	Qty.	
2	BLL 5.08/2/90	1622940000	1646030000	100	
3	BLL 5.08/3/90	1622950000	1646040000	100	
4	BLL 5.08/4/90	1622960000	1646050000	100	
5	BLL 5.08/5/90	1622970000	1646060000	50	
6	BLL 5.08/6/90	1622980000	1646070000	50	
7	BLL 5.08/7/90	1622990000	1646080000	50	
8	BLL 5.08/8/90	1623000000	1646090000	50	
9	BLL 5.08/9/90	1623010000	1646100000	50	
10	BLL 5.08/10/90	1623020000	1646110000	50	
11	BLL 5.08/11/90	1623030000	1646120000	50	
12	BLL 5.08/12/90	1623040000	1646130000	50	
13	BLL 5.08/13/90	1648420000	1648780000	50	
14	BLL 5.08/14/90	1648430000	1648790000	50	
15	BLL 5.08/15/90	1648440000	1648800000	50	
16	BLL 5.08/16/90	1648450000	1648810000	50	
17	BLL 5.08/17/90	1648460000	1648820000	20	
18	BLL 5.08/18/90	1648470000	1648830000	20	
19	BLL 5.08/19/90	1648480000	1648840000	20	
20	BLL 5.08/20/90	1648490000	1648850000	20	
21	BLL 5.08/21/90	1648500000	1648860000	20	
22	BLL 5.08/22/90	1648510000	1648870000	20	
23	BLL 5.08/23/90	1648520000	1648880000	20	
24	BLL 5.08/24/90	1648530000	1648890000	20	

Accessories	Page
Fixing	-
Marking	196
Coding	199
Miscellaneous	-

Solder pin length		3.2 mm	4.5 mm		
Colour		●	●		
Poles	Type	Cat. No.	Cat. No.	Qty.	
2	BLL 5.08/2/90B	1682500000	1684000000	100	
3	BLL 5.08/3/90B	1682510000	1684010000	100	
4	BLL 5.08/4/90B	1682520000	1684020000	100	
5	BLL 5.08/5/90B	1682530000	1684030000	50	
6	BLL 5.08/6/90B	1682540000	1684040000	50	
7	BLL 5.08/7/90B	1682550000	1684050000	50	
8	BLL 5.08/8/90B	1682560000	1684060000	50	
9	BLL 5.08/9/90B	1682570000	1684070000	50	
10	BLL 5.08/10/90B	1682580000	1684080000	50	
11	BLL 5.08/11/90B	1682590000	1684090000	50	
12	BLL 5.08/12/90B	1682600000	1684100000	50	
13	BLL 5.08/13/90B	1682610000	1684110000	50	
14	BLL 5.08/14/90B	1682620000	1684120000	50	
15	BLL 5.08/15/90B	1682630000	1684130000	50	
16	BLL 5.08/16/90B	1682640000	1684140000	50	
17	BLL 5.08/17/90B	1682650000	1684150000	20	
18	BLL 5.08/18/90B	1682660000	1684160000	20	
19	BLL 5.08/19/90B	1682670000	1684170000	20	
20	BLL 5.08/20/90B	1682680000	1684180000	20	
21	BLL 5.08/21/90B	1682690000	1684190000	20	
22	BLL 5.08/22/90B	1682700000	1684200000	20	
23	BLL 5.08/23/90B	1682710000	1684210000	20	
24	BLL 5.08/24/90B	1682720000	1684220000	20	

Accessories	Page
Fixing	193
Marking	196
Coding	199
Miscellaneous	-

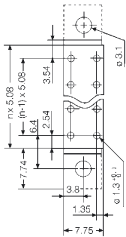
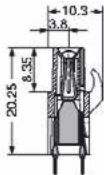
Solder pin length		3.2 mm	4.5 mm		
Colour		●	●		
Poles	Type	Cat. No.	Cat. No.	Qty.	
2	BLL 5.08/2/180	1630710000	1646250000	100	
3	BLL 5.08/3/180	1630720000	1646260000	100	
4	BLL 5.08/4/180	1630730000	1646270000	100	
5	BLL 5.08/5/180	1630740000	1646280000	50	
6	BLL 5.08/6/180	1630750000	1646290000	50	
7	BLL 5.08/7/180	1630760000	1646300000	50	
8	BLL 5.08/8/180	1630770000	1646310000	50	
9	BLL 5.08/9/180	1630780000	1646320000	50	
10	BLL 5.08/10/180	1630790000	1646330000	50	
11	BLL 5.08/11/180	1630800000	1646340000	50	
12	BLL 5.08/12/180	1630810000	1646350000	50	
13	BLL 5.08/13/180	1648900000	1649140000	50	
14	BLL 5.08/14/180	1648910000	1649150000	50	
15	BLL 5.08/15/180	1648920000	1649160000	50	
16	BLL 5.08/16/180	1648930000	1649170000	50	
17	BLL 5.08/17/180	1648940000	1649180000	20	
18	BLL 5.08/18/180	1648950000	1649190000	20	
19	BLL 5.08/19/180	1648960000	1649200000	20	
20	BLL 5.08/20/180	1648970000	1649210000	20	
21	BLL 5.08/21/180	1648980000	1649220000	20	
22	BLL 5.08/22/180	1648990000	1649230000	20	
23	BLL 5.08/23/180	1649000000	1649240000	20	
24	BLL 5.08/24/180	1649010000	1649250000	20	

Accessories	Page
Fixing	-
Marking	196
Coding	199
Miscellaneous	-





Socket blocks BLL 5.08/180B



Technical Data		VDE	UL	CSA
Rated voltage	V	250*	300	300
Rated current	A	12	10	10

\*Overvoltage category III / Pollution severity 3  
Additional technical data see page 217

Solder pin length      3.2 mm      4.5 mm

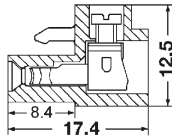
Colour				
Poles	Type	Cat. No.	Cat. No.	Qty.
2	BLL 5.08/2/180B	1682730000	1684230000	100
3	BLL 5.08/3/180B	1682740000	1684240000	100
4	BLL 5.08/4/180B	1682750000	1684250000	100
5	BLL 5.08/5/180B	1682760000	1684260000	50
6	BLL 5.08/6/180B	1682770000	1684270000	50
7	BLL 5.08/7/180B	1682780000	1684280000	50
8	BLL 5.08/8/180B	1682790000	1684290000	50
9	BLL 5.08/9/180B	1682800000	1684300000	50
10	BLL 5.08/10/180B	1682810000	1684310000	50
11	BLL 5.08/11/180B	1682820000	1684320000	50
12	BLL 5.08/12/180B	1682830000	1684330000	50
13	BLL 5.08/13/180B	1682840000	1684340000	50
14	BLL 5.08/14/180B	1682850000	1684350000	50
15	BLL 5.08/15/180B	1682860000	1684360000	50
16	BLL 5.08/16/180B	1682870000	1684370000	50
17	BLL 5.08/17/180B	1682880000	1684380000	20
18	BLL 5.08/18/180B	1682890000	1684390000	20
19	BLL 5.08/19/180B	1682900000	1684400000	20
20	BLL 5.08/20/180B	1682910000	1684410000	20
21	BLL 5.08/21/180B	1682920000	1684420000	20
22	BLL 5.08/22/180B	1682930000	1684430000	20
23	BLL 5.08/23/180B	1682940000	1684440000	20
24	BLL 5.08/24/180B	1682950000	1684450000	20

Accessories	Page
Fixing	193
Marking	196
Coding	199
Miscellaneous	-

# Omnimate Range - Pitch 5.08 mm



## Socket blocks BL 5.08



Technical Data		VDE	UL	CSA
Rated voltage	V	250*	300	300
Rated current	A	8	10	10
Clamping range max.	mm <sup>2</sup> /AWG	1.5	14	14

\*Overvoltage category III / Pollution severity 3

Additional technical data see page 218

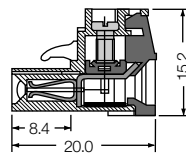
### Colour

Poles	Type	Cat. No.	Cat. No.	Qty.
2	BL 5.08/2	1716320000	1716470000	100
3	BL 5.08/3	1716330000	1716480000	100
4	BL 5.08/4	1716340000	1716490000	100
5	BL 5.08/5	1716350000	1716500000	50
6	BL 5.08/6	1716360000	1716510000	50
7	BL 5.08/7	1716370000	1716520000	50
8	BL 5.08/8	1716380000	1716530000	50
9	BL 5.08/9	1716390000	1716540000	50
10	BL 5.08/10	1716400000	1716550000	50
11	BL 5.08/11	1716410000	1716560000	50
12	BL 5.08/12	1716420000	1716570000	50
13	BL 5.08/13	1716430000	1716580000	50
14	BL 5.08/14	1716440000	1716590000	50
15	BL 5.08/15	1716450000	1716600000	50
16	BL 5.08/16	1716460000	1716610000	50

Due to torque requirements do not connect wires to socket when connectors are already mated!

Accessories	Page
Fixing	-
Marking	196
Coding	-
Miscellaneous	201-207

## Socket blocks BLZ 5.08



Technical Data		VDE	UL	CSA
Rated voltage	V	250*	300	300
Rated current	A	12	10	10
Clamping range max.	mm <sup>2</sup> /AWG	2.5	12	12

\*Overvoltage category III / Pollution severity 3

Additional technical data see page 218

### Colour

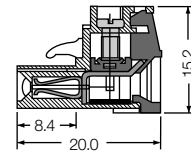
Poles	Type	Cat. No.	Cat. No.	Qty.
2	BLZ 5.08/2	1526460000	1526410000	100
3	BLZ 5.08/3	1526560000	1526510000	100
4	BLZ 5.08/4	1526660000	1526610000	100
5	BLZ 5.08/5	1526760000	1526710000	50
6	BLZ 5.08/6	1526860000	1526810000	50
7	BLZ 5.08/7	1526960000	1526910000	50
8	BLZ 5.08/8	1527060000	1527010000	50
9	BLZ 5.08/9	1527160000	1527110000	50
10	BLZ 5.08/10	1527260000	1527210000	50
11	BLZ 5.08/11	1527360000	1527310000	50
12	BLZ 5.08/12	1527460000	1527410000	50
13	BLZ 5.08/13	1527560000	1527510000	50
14	BLZ 5.08/14	1527660000	1527610000	50
15	BLZ 5.08/15	1527760000	1527710000	50
16	BLZ 5.08/16	1527860000	1527810000	50
17	BLZ 5.08/17	1527960000	1527910000	20
18	BLZ 5.08/18	1528060000	1528010000	20
19	BLZ 5.08/19	1528160000	1528110000	20
20	BLZ 5.08/20	1528260000	1528210000	20
21	BLZ 5.08/21	1528360000	1528310000	20
22	BLZ 5.08/22	1528460000	1528410000	20
23	BLZ 5.08/23	1528560000	1528510000	20
24	BLZ 5.08/24	1528660000	1528610000	20

Accessories	Page
Fixing	-
Marking	196
Coding	199
Miscellaneous	201-207, 212, 213

## Socket blocks BLZ 5.08 PRINT



Printed Version



Technical Data		VDE	UL	CSA
Rated voltage	V	250*	300	300
Rated current	A	12	10	10
Clamping range max.	mm <sup>2</sup> /AWG	2.5	12	12

\*Overvoltage category III / Pollution severity 3

Additional technical data see page 218

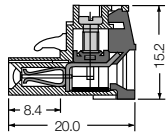

### Colour

Poles	Type	Cat. No.	Qty.
2	BLZ 5.08/2 Printed	159424 0000	100
3	BLZ 5.08/3 Printed	159425 0000	100
4	BLZ 5.08/4 Printed	159426 0000	100
5	BLZ 5.08/5 Printed	168838 0000	50
6	BLZ 5.08/6 Printed	159427 0000	50
7	BLZ 5.08/7 Printed	173355 1001	50
8	BLZ 5.08/8 Printed	165345 1001	50
9	BLZ 5.08/9 Printed	173356 1001	50
10	BLZ 5.08/10 Printed	168839 0000	50
11	BLZ 5.08/11 Printed	168840 0000	50
12	BLZ 5.08/12 Printed	169576 1001	50
14	BLZ 5.08/14 Printed	168841 0000	50
20	BLZ 5.08/20 Printed	168987 1001	20

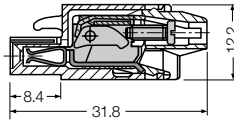

Accessories	Page
Fixing	-
Marking	integrated in product
Coding	199
Miscellaneous	201-207



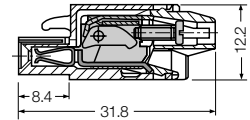

## Socket blocks BLZ 5.08B



## Socket blocks BLT 5.08



## Socket blocks BLT 5.08B



Technical Data		VDE	UL	CSA
Rated voltage	V	250*	300	300
Rated current	A	12	10	10
Clamping range max.	mm <sup>2</sup> /AWG	2.5	12	12

\*Overvoltage category III / Pollution severity 3

Additional technical data see page 218

Technical Data		VDE	UL	CSA
Rated voltage	V	250*	300	300
Rated current	A	10	10	10
Clamping range max.	mm <sup>2</sup> /AWG	1.5	12	12

\*Overvoltage category III / Pollution severity 3

Additional technical data see page 219

Technical Data		VDE	UL	CSA
Rated voltage	V	250*	300	300
Rated current	A	10	10	10
Clamping range max.	mm <sup>2</sup> /AWG	1.5	12	12

\*Overvoltage category III / Pollution severity 3

Additional technical data see page 219

### Colour



Poles	Type	Cat. No.	Cat. No.	Qty.
2	BLZ 5.08/2B	1528760000	1528710000	100
3	BLZ 5.08/3B	1528860000	1528810000	100
4	BLZ 5.08/4B	1528960000	1528910000	100
5	BLZ 5.08/5B	1529060000	1529010000	50
6	BLZ 5.08/6B	1529160000	1529110000	50
7	BLZ 5.08/7B	1529260000	1529210000	50
8	BLZ 5.08/8B	1529360000	1529310000	50
9	BLZ 5.08/9B	1529460000	1529410000	50
10	BLZ 5.08/10B	1529560000	1529510000	50
11	BLZ 5.08/11B	1529660000	1529610000	50
12	BLZ 5.08/12B	1529760000	1529710000	50
13	BLZ 5.08/13B	1529860000	1529810000	50
14	BLZ 5.08/14B	1529960000	1529910000	50
15	BLZ 5.08/15B	1530060000	1530010000	50
16	BLZ 5.08/16B	1530160000	1530110000	50
17	BLZ 5.08/17B	1530260000	1530210000	20
18	BLZ 5.08/18B	1530360000	1530310000	20
19	BLZ 5.08/19B	1530460000	1530410000	20
20	BLZ 5.08/20B	1530560000	1530510000	20
21	BLZ 5.08/21B	1530660000	1530610000	20
22	BLZ 5.08/22B	1530760000	1530710000	20
23	BLZ 5.08/23B	1530860000	1530810000	20
24	BLZ 5.08/24B	1530960000	1530910000	20

### Accessories

Accessories	Page
Fixing	193
Marking	196
Coding	199
Miscellaneous	201-207

### Colour



Poles	Type	Cat. No.	Cat. No.	Qty.
2	BLT 5.08/2	1499560000	1499510000	100
3	BLT 5.08/3	1499660000	1499610000	100
4	BLT 5.08/4	1499760000	1499710000	100
5	BLT 5.08/5	1499860000	1499810000	50
6	BLT 5.08/6	1499960000	1499910000	50
7	BLT 5.08/7	1500060000	1500010000	50
8	BLT 5.08/8	1500160000	1500110000	50
9	BLT 5.08/9	1500260000	1500210000	50
10	BLT 5.08/10	1500360000	1500310000	50
11	BLT 5.08/11	1500460000	1500410000	50
12	BLT 5.08/12	1500560000	1500510000	50
13	BLT 5.08/13	1500660000	1500610000	50
14	BLT 5.08/14	1500760000	1500710000	50
15	BLT 5.08/15	1500860000	1500810000	50
16	BLT 5.08/16	1500960000	1500910000	50
17	BLT 5.08/17	1501060000	1501010000	20
18	BLT 5.08/18	1501160000	1501110000	20
19	BLT 5.08/19	1501260000	1501210000	20
20	BLT 5.08/20	1501360000	1501310000	20
21	BLT 5.08/21	1501460000	1501410000	20
22	BLT 5.08/22	1501560000	1501510000	20
23	BLT 5.08/23	1501660000	1501610000	20
24	BLT 5.08/24	1501760000	1501710000	20

### Accessories

Accessories	Page
Fixing	-
Marking	196
Coding	199
Miscellaneous	201-207

### Colour



Poles	Type	Cat. No.	Cat. No.	Qty.
2	BLT 5.08/2B	1501860000	1501810000	100
3	BLT 5.08/3B	1501960000	1501910000	100
4	BLT 5.08/4B	1502060000	1502010000	100
5	BLT 5.08/5B	1502160000	1502110000	50
6	BLT 5.08/6B	1502260000	1502210000	50
7	BLT 5.08/7B	1502360000	1502310000	50
8	BLT 5.08/8B	1502460000	1502410000	50
9	BLT 5.08/9B	1502560000	1502510000	50
10	BLT 5.08/10B	1502660000	1502610000	50
11	BLT 5.08/11B	1502760000	1502710000	50
12	BLT 5.08/12B	1502860000	1502810000	50
13	BLT 5.08/13B	1502960000	1502910000	50
14	BLT 5.08/14B	1503060000	1503010000	50
15	BLT 5.08/15B	1503160000	1503110000	50
16	BLT 5.08/16B	1503260000	1503210000	50
17	BLT 5.08/17B	1503360000	1503310000	20
18	BLT 5.08/18B	1503460000	1503410000	20
19	BLT 5.08/19B	1503560000	1503510000	20
20	BLT 5.08/20B	1503660000	1503610000	20
21	BLT 5.08/21B	1503760000	1503710000	20
22	BLT 5.08/22B	1503860000	1503810000	20
23	BLT 5.08/23B	1503960000	1503910000	20
24	BLT 5.08/24B	1504060000	1504010000	20

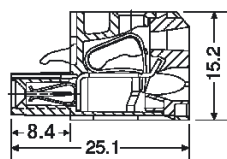
### Accessories

Accessories	Page
Fixing	193
Marking	196
Coding	199
Miscellaneous	201-207

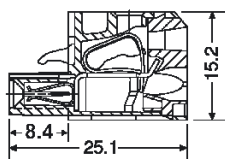
# Omnimate Range - Pitch 5.08 mm



## Socket blocks BLZF 5.08



## Socket blocks BLZF 5.08B



Technical Data		VDE	UL	CSA
Rated voltage	V	250*	300	300
Rated current	A	12	10	10
Clamping range max.	mm <sup>2</sup> /AWG	2.5	12	12

\*Overvoltage category III / Pollution severity 3


Additional technical data see page 220

Technical Data		VDE	UL	CSA
Rated voltage	V	250*	300	300
Rated current	A	12	10	10
Clamping range max.	mm <sup>2</sup> /AWG	2.5	12	12

\*Overvoltage category III / Pollution severity 3

Additional technical data see page 220

### Colour



Poles	Type	Cat. No.	Cat. No.	Qty.
2	BLZF 5.08/2	1707460000	1707690000	100
3	BLZF 5.08/3	1707470000	1707700000	100
4	BLZF 5.08/4	1707480000	1707710000	100
5	BLZF 5.08/5	1707490000	1707720000	50
6	BLZF 5.08/6	1707500000	1707730000	50
7	BLZF 5.08/7	1707510000	1707740000	50
8	BLZF 5.08/8	1707520000	1707750000	50
9	BLZF 5.08/9	1707530000	1707760000	50
10	BLZF 5.08/10	1707540000	1707770000	50
11	BLZF 5.08/11	1707550000	1707780000	50
12	BLZF 5.08/12	1707560000	1707790000	50
13	BLZF 5.08/13	1707570000	1707800000	50
14	BLZF 5.08/14	1707580000	1707810000	50
15	BLZF 5.08/15	1707590000	1707820000	50
16	BLZF 5.08/16	1707600000	1707830000	50
17	BLZF 5.08/17	1707610000	1707840000	20
18	BLZF 5.08/18	1707620000	1707850000	20
19	BLZF 5.08/19	1707630000	1707860000	20
20	BLZF 5.08/20	1707640000	1707870000	20
21	BLZF 5.08/21	1707650000	1707880000	20
22	BLZF 5.08/22	1707660000	1707890000	20
23	BLZF 5.08/23	1707670000	1707900000	20
24	BLZF 5.08/24	1707680000	1707910000	20

### Colour



Poles	Type	Cat. No.	Cat. No.	Qty.
2	BLZF 5.08/2B	1708300000	1708530000	100
3	BLZF 5.08/3B	1708310000	1708540000	100
4	BLZF 5.08/4B	1708320000	1708550000	100
5	BLZF 5.08/5B	1708330000	1708560000	50
6	BLZF 5.08/6B	1708340000	1708570000	50
7	BLZF 5.08/7B	1708350000	1708580000	50
8	BLZF 5.08/8B	1708360000	1708590000	50
9	BLZF 5.08/9B	1708370000	1708600000	50
10	BLZF 5.08/10B	1708380000	1708610000	50
11	BLZF 5.08/11B	1708390000	1708620000	50
12	BLZF 5.08/12B	1708400000	1708630000	50
13	BLZF 5.08/13B	1708410000	1708640000	50
14	BLZF 5.08/14B	1708420000	1708650000	50
15	BLZF 5.08/15B	1708430000	1708660000	50
16	BLZF 5.08/16B	1708440000	1708670000	50
17	BLZF 5.08/17B	1708450000	1708680000	20
18	BLZF 5.08/18B	1708460000	1708690000	20
19	BLZF 5.08/19B	1708470000	1708700000	20
20	BLZF 5.08/20B	1708480000	1708710000	20
21	BLZF 5.08/21B	1708490000	1708720000	20
22	BLZF 5.08/22B	1708500000	1708730000	20
23	BLZF 5.08/23B	1708510000	1708740000	20
24	BLZF 5.08/24B	1708520000	1708750000	20

### Accessories

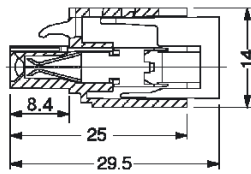
Accessories	Page
Fixing	-
Marking	196
Coding	199
Miscellaneous	202-207, 212, 213

### Accessories

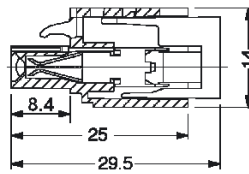
Accessories	Page
Fixing	193
Marking	196
Coding	199
Miscellaneous	202-207



Socket blocks BLIDC 5.08



Socket blocks BLIDC 5.08B



Technical Data		VDE	UL	CSA
Rated voltage	V	250*	300	300
Rated current	A	9	8	8
Clamping range max.	mm <sup>2</sup> /AWG	0.75	20	20

\*Overvoltage category III / Pollution severity 3  
Additional technical data see page 220

Technical Data		VDE	UL	CSA
Rated voltage	V	250*	300	300
Rated current	A	9	8	8
Clamping range max.	mm <sup>2</sup> /AWG	0.75	20	20

\*Overvoltage category III / Pollution severity 3  
Additional technical data see page 220

Colour



Poles	Type	Cat. No.	Cat. No.	Qty.
2	BLIDC 5.08/2	1724940000	1759390000	100
3	BLIDC 5.08/3	1724950000	1759400000	100
4	BLIDC 5.08/4	1724960000	1759410000	100
5	BLIDC 5.08/5	1724970000	1759420000	50
6	BLIDC 5.08/6	1724980000	1759430000	50
7	BLIDC 5.08/7	1724990000	1759440000	50
8	BLIDC 5.08/8	1725000000	1759450000	50
9	BLIDC 5.08/9	1725010000	1759460000	50
10	BLIDC 5.08/10	1725020000	1759470000	50
11	BLIDC 5.08/11	1725030000	1759480000	50
12	BLIDC 5.08/12	1725040000	1759490000	50

Colour



Poles	Type	Cat. No.	Cat. No.	Qty.
2	BLIDC 5.08/2B	1759500000	1759610000	100
3	BLIDC 5.08/3B	1759510000	1759620000	100
4	BLIDC 5.08/4B	1759520000	1759630000	100
5	BLIDC 5.08/5B	1759530000	1759640000	50
6	BLIDC 5.08/6B	1759540000	1759650000	50
7	BLIDC 5.08/7B	1759550000	1759660000	50
8	BLIDC 5.08/8B	1759560000	1759670000	50
9	BLIDC 5.08/9B	1759570000	1759680000	50
10	BLIDC 5.08/10B	1759580000	1759690000	50
11	BLIDC 5.08/11B	1759590000	1759700000	50
12	BLIDC 5.08/12B	1759600000	1759710000	50

Accessories

Accessories	Page
Fixing	-
Marking	196
Coding	199
Miscellaneous	206-208

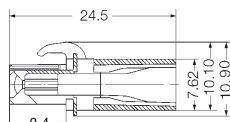

Accessories

Accessories	Page
Fixing	193
Marking	196
Coding	199
Miscellaneous	206-208

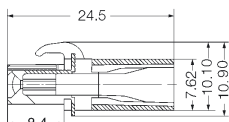
# Omnimate Range - Pitch 5.08 mm



## Socket blocks BLC 5.08R



## Socket blocks BLC 5.08BR



## Crimp contacts for BLC 5.08



A variety of crimp contacts are available for the use with the socket block BLC 5.08 to match the specific application.

Technical Data		VDE	UL	CSA
Rated voltage	V	250*	300	300
Rated current	A	14	10	10
Clamping range max.	mm <sup>2</sup> /AWG	2.5	14	12

\*Overvoltage category III / Pollution severity 3

Additional technical data see page 221

Technical Data		VDE	UL	CSA
Rated voltage	V	250*	300	300
Rated current	A	14	10	10
Clamping range max.	mm <sup>2</sup> /AWG	2.5	14	12

\*Overvoltage category III / Pollution severity 3

Additional technical data see page 221

### Colour



Poles	Type	Cat. No.	Cat. No.	Qty.
2	BLC 5.08/2 R	1610490000	1711960000	100
3	BLC 5.08/3 R	1610500000	1711970000	100
4	BLC 5.08/4 R	1610510000	1711980000	100
5	BLC 5.08/5 R	1610520000	1711990000	50
6	BLC 5.08/6 R	1610530000	1712000000	50
7	BLC 5.08/7 R	1610540000	1712010000	50
8	BLC 5.08/8 R	1610550000	1712020000	50
9	BLC 5.08/9 R	1610560000	1712030000	50
10	BLC 5.08/10 R	1610570000	1712040000	50
11	BLC 5.08/11 R	1610580000	1712050000	50
12	BLC 5.08/12 R	1610590000	1712060000	50
13	BLC 5.08/13 R	1610600000	1712070000	50
14	BLC 5.08/14 R	1610610000	1712080000	50
15	BLC 5.08/15 R	1610620000	1712090000	50
16	BLC 5.08/16 R	1610630000	1712100000	50

### Colour



Poles	Type	Cat. No.	Cat. No.	Qty.
2	BLC 5.08/2 BR	1649370000	1712110000	100
3	BLC 5.08/3 BR	1649380000	1712120000	100
4	BLC 5.08/4 BR	1649390000	1712130000	100
5	BLC 5.08/5 BR	1649400000	1712140000	50
6	BLC 5.08/6 BR	1649410000	1712150000	50
7	BLC 5.08/7 BR	1649420000	1712160000	50
8	BLC 5.08/8 BR	1649430000	1712170000	50
9	BLC 5.08/9 BR	1649440000	1712180000	50
10	BLC 5.08/10 BR	1649450000	1712190000	50
11	BLC 5.08/11 BR	1649460000	1712200000	50
12	BLC 5.08/12 BR	1649470000	1712210000	50
13	BLC 5.08/13 BR	1649480000	1712220000	50
14	BLC 5.08/14 BR	1649490000	1712230000	50
15	BLC 5.08/15 BR	1649500000	1712240000	50
16	BLC 5.08/16 BR	1649510000	1712250000	50

Single contacts, tin-plated	for conductor	Cat. No.	Qty.
DFFC 0.22-0.35 SN E	0.22-0.35 mm <sup>2</sup>	1604250000	250
DFFC 0.5-1.0 SN E	0.5-1.0 mm <sup>2</sup>	1567060000	250
DFFC 1.5-2.5 SN E	1.5-2.5 mm <sup>2</sup>	1567070000	250

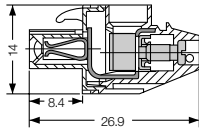

Bandolier, tin-plated	for conductor	Cat. No.	Qty.
DFFC 0.22-0.35 SN R	0.22-0.35 mm <sup>2</sup>	1604230000	3000
DFFC 0.5-1.0 SN R	0.5-1.0 mm <sup>2</sup>	1480000000	3000
DFFC 1.5-2.5 SN R	1.5-2.5 mm <sup>2</sup>	1480100000	2500

Accessories	Page
Fixing	-
Marking	196
Coding	199
Miscellaneous	202-207

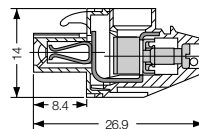

Accessories	Page
Fixing	193
Marking	196
Coding	199
Miscellaneous	202-207



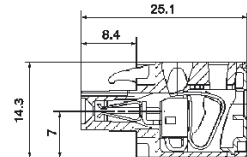

## Socket blocks BLZ 5.08/90



## Socket blocks BLZ 5.08/90B



## Socket blocks BLZF 5.08/90



Technical Data		VDE	UL	CSA
Rated voltage	V	250*	300	300
Rated current	A	12	10	10
Clamping range max.	mm <sup>2</sup> /AWG	2.5	12	12

\*Overvoltage category III / Pollution severity 3  
Additional technical data see page 218

Technical Data		VDE	UL	CSA
Rated voltage	V	250*	300	300
Rated current	A	12	10	10
Clamping range max.	mm <sup>2</sup> /AWG	2.5	12	12

\*Overvoltage category III / Pollution severity 3  
Additional technical data see page 218

Technical Data		VDE	UL	CSA
Rated voltage	V	250*	300	300
Rated current	A	12	10	10
Clamping range max.	mm <sup>2</sup> /AWG	2.5	12	12

\*Overvoltage category III / Pollution severity 3  
Additional technical data see page 221

### Colour

Poles	Type	Cat. No.	Cat. No.	Qty.
2	BLZ 5.08/2/90	1552760000	1552710000	100
3	BLZ 5.08/3/90	1552860000	1552810000	100
4	BLZ 5.08/4/90	1552960000	1552910000	100
5	BLZ 5.08/5/90	1553060000	1553010000	50
6	BLZ 5.08/6/90	1553160000	1553110000	50
7	BLZ 5.08/7/90	1553260000	1553210000	50
8	BLZ 5.08/8/90	1553360000	1553310000	50
9	BLZ 5.08/9/90	1553460000	1553410000	50
10	BLZ 5.08/10/90	1553560000	1553510000	50
11	BLZ 5.08/11/90	1553660000	1553610000	50
12	BLZ 5.08/12/90	1553760000	1553710000	50
13	BLZ 5.08/13/90	1553860000	1553810000	50
14	BLZ 5.08/14/90	1553960000	1553910000	50
15	BLZ 5.08/15/90	1554060000	1554010000	50
16	BLZ 5.08/16/90	1554160000	1554110000	50
17	BLZ 5.08/17/90	1554260000	1554210000	20
18	BLZ 5.08/18/90	1554360000	1554310000	20
19	BLZ 5.08/19/90	1554460000	1554410000	20
20	BLZ 5.08/20/90	1554560000	1554510000	20
21	BLZ 5.08/21/90	1554660000	1554610000	20
22	BLZ 5.08/22/90	1554760000	1554710000	20
23	BLZ 5.08/23/90	1554860000	1554810000	20
24	BLZ 5.08/24/90	1554960000	1554910000	20

Accessories	Page
Fixing	-
Marking	196
Coding	199
Miscellaneous	207

### Colour

Poles	Type	Cat. No.	Cat. No.	Qty.
2	BLZ 5.08/2/90B	1555060000	1555010000	100
3	BLZ 5.08/3/90B	1555160000	1555110000	100
4	BLZ 5.08/4/90B	1555260000	1555210000	100
5	BLZ 5.08/5/90B	1555360000	1555310000	50
6	BLZ 5.08/6/90B	1555460000	1555410000	50
7	BLZ 5.08/7/90B	1555560000	1555510000	50
8	BLZ 5.08/8/90B	1555660000	1555610000	50
9	BLZ 5.08/9/90B	1555760000	1555710000	50
10	BLZ 5.08/10/90B	1555860000	1555810000	50
11	BLZ 5.08/11/90B	1555960000	1555910000	50
12	BLZ 5.08/12/90B	1556060000	1556010000	50
13	BLZ 5.08/13/90B	1556160000	1556110000	50
14	BLZ 5.08/14/90B	1556260000	1556210000	50
15	BLZ 5.08/15/90B	1556360000	1556310000	50
16	BLZ 5.08/16/90B	1556460000	1556410000	50
17	BLZ 5.08/17/90B	1556560000	1556510000	20
18	BLZ 5.08/18/90B	1556660000	1556610000	20
19	BLZ 5.08/19/90B	1556760000	1556710000	20
20	BLZ 5.08/20/90B	1556860000	1556810000	20
21	BLZ 5.08/21/90B	1556960000	1556910000	20
22	BLZ 5.08/22/90B	1557060000	1557010000	20
23	BLZ 5.08/23/90B	1557160000	1557110000	20
24	BLZ 5.08/24/90B	1557260000	1557210000	20

Accessories	Page
Fixing	193
Marking	196
Coding	199
Miscellaneous	207

### Colour

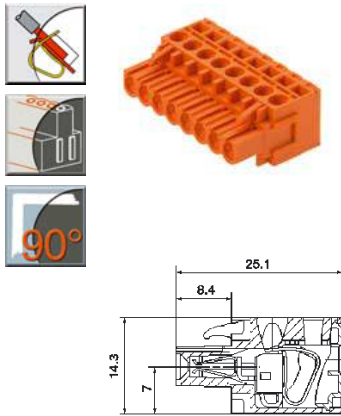
Poles	Type	Cat. No.	Cat. No.	Qty.
2	BLZF 5.08/2/90	1670790000	1671020000	100
3	BLZF 5.08/3/90	1670800000	1671030000	100
4	BLZF 5.08/4/90	1670810000	1671040000	100
5	BLZF 5.08/5/90	1670820000	1671050000	50
6	BLZF 5.08/6/90	1670830000	1671060000	50
7	BLZF 5.08/7/90	1670840000	1671070000	50
8	BLZF 5.08/8/90	1670850000	1671080000	50
9	BLZF 5.08/9/90	1670860000	1671090000	50
10	BLZF 5.08/10/90	1670870000	1671100000	50
11	BLZF 5.08/11/90	1670880000	1671110000	50
12	BLZF 5.08/12/90	1670890000	1671120000	50
13	BLZF 5.08/13/90	1670900000	1671130000	50
14	BLZF 5.08/14/90	1670910000	1671140000	50
15	BLZF 5.08/15/90	1670920000	1671150000	50
16	BLZF 5.08/16/90	1670930000	1671160000	50
17	BLZF 5.08/17/90	1670940000	1671170000	20
18	BLZF 5.08/18/90	1670950000	1671180000	20
19	BLZF 5.08/19/90	1670960000	1671190000	20
20	BLZF 5.08/20/90	1670970000	1671200000	20
21	BLZF 5.08/21/90	1670980000	1671210000	20
22	BLZF 5.08/22/90	1670990000	1671220000	20
23	BLZF 5.08/23/90	1671000000	1671230000	20
24	BLZF 5.08/24/90	1671010000	1671240000	20

Accessories	Page
Fixing	-
Marking	196
Coding	199
Miscellaneous	207, 208

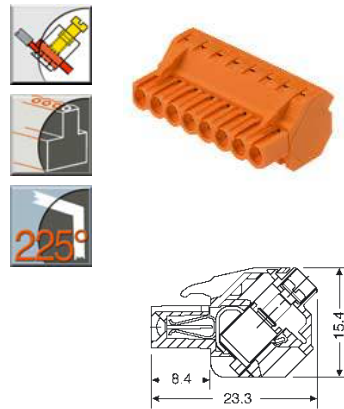
# Omnimate Range - Pitch 5.08 mm



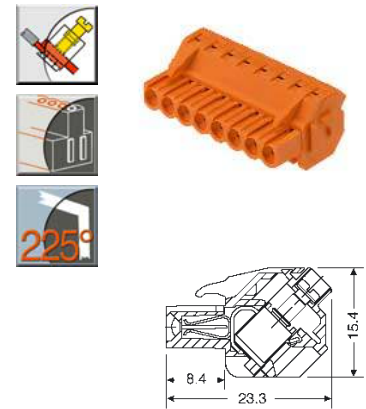
## Socket blocks BLZF 5.08/90B



## Socket blocks BLZ 5.08/225



## Socket blocks BLZ 5.08/225B



Technical Data		VDE	UL	CSA
Rated voltage	V	250*	300	300
Rated current	A	12	10	10
Clamping range max.	mm <sup>2</sup> /AWG	2.5	12	12

\*Overvoltage category III / Pollution severity 3  
Additional technical data see page 221

Technical Data		VDE	UL	CSA
Rated voltage	V	250*	300	300
Rated current	A	12	10	10
Clamping range max.	mm <sup>2</sup> /AWG	2.5	12	12

\*Overvoltage category III / Pollution severity 3  
Additional technical data see page 222

Technical Data		VDE	UL	CSA
Rated voltage	V	250*	300	300
Rated current	A	12	10	10
Clamping range max.	mm <sup>2</sup> /AWG	2.5	12	12

\*Overvoltage category III / Pollution severity 3  
Additional technical data see page 222

Colour		●	●	
Poles	Type	Cat. No.	Cat. No.	Qty.
2	BLZF 5.08/2/90B	1671250000	1671480000	100
3	BLZF 5.08/3/90B	1671260000	1671490000	100
4	BLZF 5.08/4/90B	1671270000	1671500000	100
5	BLZF 5.08/5/90B	1671280000	1671510000	50
6	BLZF 5.08/6/90B	1671290000	1671520000	50
7	BLZF 5.08/7/90B	1671300000	1671530000	50
8	BLZF 5.08/8/90B	1671310000	1671540000	50
9	BLZF 5.08/9/90B	1671320000	1671550000	50
10	BLZF 5.08/10/90B	1671330000	1671560000	50
11	BLZF 5.08/11/90B	1671340000	1671570000	50
12	BLZF 5.08/12/90B	1671350000	1671580000	50
13	BLZF 5.08/13/90B	1671360000	1671590000	50
14	BLZF 5.08/14/90B	1671370000	1671600000	50
15	BLZF 5.08/15/90B	1671380000	1671610000	50
16	BLZF 5.08/16/90B	1671390000	1671620000	50
17	BLZF 5.08/17/90B	1671400000	1671630000	20
18	BLZF 5.08/18/90B	1671410000	1671640000	20
19	BLZF 5.08/19/90B	1671420000	1671650000	20
20	BLZF 5.08/20/90B	1671430000	1671660000	20
21	BLZF 5.08/21/90B	1671440000	1671670000	20
22	BLZF 5.08/22/90B	1671450000	1671680000	20
23	BLZF 5.08/23/90B	1671460000	1671690000	20
24	BLZF 5.08/24/90B	1671470000	1671700000	20

Colour		●	●	
Poles	Type	Cat. No.	Cat. No.	Qty.
2	BLZ 5.08/2/225	1741640000	1741870000	100
3	BLZ 5.08/3/225	1741650000	1741880000	100
4	BLZ 5.08/4/225	1741660000	1741890000	100
5	BLZ 5.08/5/225	1741670000	1741900000	50
6	BLZ 5.08/6/225	1741680000	1741910000	50
7	BLZ 5.08/7/225	1741690000	1741920000	50
8	BLZ 5.08/8/225	1741700000	1741930000	50
9	BLZ 5.08/9/225	1741710000	1741940000	50
10	BLZ 5.08/10/225	1741720000	1741950000	50
11	BLZ 5.08/11/225	1741730000	1741960000	50
12	BLZ 5.08/12/225	1741740000	1741970000	50
13	BLZ 5.08/13/225	1741750000	1741980000	50
14	BLZ 5.08/14/225	1741760000	1741990000	50
15	BLZ 5.08/15/225	1741770000	1742000000	50
16	BLZ 5.08/16/225	1741780000	1742010000	50
17	BLZ 5.08/17/225	1741790000	1742020000	20
18	BLZ 5.08/18/225	1741800000	1742030000	20
19	BLZ 5.08/19/225	1741810000	1742040000	20
20	BLZ 5.08/20/225	1741820000	1742050000	20
21	BLZ 5.08/21/225	1741830000	1742060000	20
22	BLZ 5.08/22/225	1741840000	1742070000	20
23	BLZ 5.08/23/225	1741850000	1742080000	20
24	BLZ 5.08/24/225	1741860000	1742090000	20

Colour		●	●	
Poles	Type	Cat. No.	Cat. No.	Qty.
2	BLZ 5.08/2/225B	1742100000	1742330000	100
3	BLZ 5.08/3/225B	1742110000	1742340000	100
4	BLZ 5.08/4/225B	1742120000	1742350000	100
5	BLZ 5.08/5/225B	1742130000	1742360000	50
6	BLZ 5.08/6/225B	1742140000	1742370000	50
7	BLZ 5.08/7/225B	1742150000	1742380000	50
8	BLZ 5.08/8/225B	1742160000	1742390000	50
9	BLZ 5.08/9/225B	1742170000	1742400000	50
10	BLZ 5.08/10/225B	1742180000	1742410000	50
11	BLZ 5.08/11/225B	1742190000	1742420000	50
12	BLZ 5.08/12/225B	1742200000	1742430000	50
13	BLZ 5.08/13/225B	1742210000	1742440000	50
14	BLZ 5.08/14/225B	1742220000	1742450000	50
15	BLZ 5.08/15/225B	1742230000	1742460000	50
16	BLZ 5.08/16/225B	1742240000	1742470000	50
17	BLZ 5.08/17/225B	1742250000	1742480000	20
18	BLZ 5.08/18/225B	1742260000	1742490000	20
19	BLZ 5.08/19/225B	1742270000	1742500000	20
20	BLZ 5.08/20/225B	1742280000	1742510000	20
21	BLZ 5.08/21/225B	1742290000	1742520000	20
22	BLZ 5.08/22/225B	1742300000	1742530000	20
23	BLZ 5.08/23/225B	1742310000	1742540000	20
24	BLZ 5.08/24/225B	1742320000	1742550000	20

Accessories	Page
Fixing	193
Marking	196
Coding	199
Miscellaneous	207, 208

Accessories	Page
Fixing	-
Marking	196
Coding	199
Miscellaneous	207

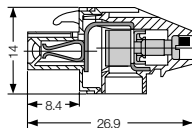

Accessories	Page
Fixing	193
Marking	196
Coding	199
Miscellaneous	207



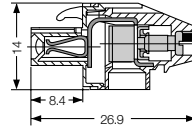
# Omnimate Range - Pitch 5.08 mm



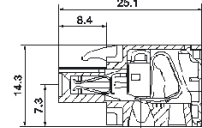
## Socket blocks BLZ 5.08/270



## Socket blocks BLZ 5.08/270B



## Socket blocks BLZF 5.08/270



Technical Data		VDE	UL	CSA
Rated voltage	V	250*	300	300
Rated current	A	12	10	10
Clamping range max.	mm <sup>2</sup> /AWG	2.5	12	12

\*Overvoltage category III / Pollution severity 3

Additional technical data see page 218

Technical Data		VDE	UL	CSA
Rated voltage	V	250*	300	300
Rated current	A	12	10	10
Clamping range max.	mm <sup>2</sup> /AWG	2.5	12	12

\*Overvoltage category III / Pollution severity 3

Additional technical data see page 218

Technical Data		VDE	UL	CSA
Rated voltage	V	250*	300	300
Rated current	A	12	10	10
Clamping range max.	mm <sup>2</sup> /AWG	2.5	12	12

\*Overvoltage category III / Pollution severity 3

Additional technical data see page 221

### Colour

Poles	Type	Cat. No.	Cat. No.	Qty.
2	BLZ 5.08/2/270	1557360000	1557310000	100
3	BLZ 5.08/3/270	1557460000	1557410000	100
4	BLZ 5.08/4/270	1557560000	1557510000	100
5	BLZ 5.08/5/270	1557660000	1557610000	50
6	BLZ 5.08/6/270	1557760000	1557710000	50
7	BLZ 5.08/7/270	1557860000	1557810000	50
8	BLZ 5.08/8/270	1557960000	1557910000	50
9	BLZ 5.08/9/270	1558060000	1558010000	50
10	BLZ 5.08/10/270	1558160000	1558110000	50
11	BLZ 5.08/11/270	1558260000	1558210000	50
12	BLZ 5.08/12/270	1558360000	1558310000	50
13	BLZ 5.08/13/270	1558460000	1558410000	50
14	BLZ 5.08/14/270	1558560000	1558510000	50
15	BLZ 5.08/15/270	1558660000	1558610000	50
16	BLZ 5.08/16/270	1558760000	1558710000	50
17	BLZ 5.08/17/270	1558860000	1558810000	20
18	BLZ 5.08/18/270	1558960000	1558910000	20
19	BLZ 5.08/19/270	1559060000	1559010000	20
20	BLZ 5.08/20/270	1559160000	1559110000	20
21	BLZ 5.08/21/270	1559260000	1559210000	20
22	BLZ 5.08/22/270	1559360000	1559310000	20
23	BLZ 5.08/23/270	1559460000	1559410000	20
24	BLZ 5.08/24/270	1559560000	1559510000	20

Accessories	Page
Fixing	-
Marking	196
Coding	199
Miscellaneous	207

### Colour

Poles	Type	Cat. No.	Cat. No.	Qty.
2	BLZ 5.08/2/270B	1559660000	1559610000	100
3	BLZ 5.08/3/270B	1559760000	1559710000	100
4	BLZ 5.08/4/270B	1559860000	1559810000	100
5	BLZ 5.08/5/270B	1559960000	1559910000	100
6	BLZ 5.08/6/270B	1560060000	1560010000	50
7	BLZ 5.08/7/270B	1560160000	1560110000	50
8	BLZ 5.08/8/270B	1560260000	1560210000	50
9	BLZ 5.08/9/270B	1560360000	1560310000	50
10	BLZ 5.08/10/270B	1560460000	1560410000	50
11	BLZ 5.08/11/270B	1560560000	1560510000	50
12	BLZ 5.08/12/270B	1560660000	1560610000	50
13	BLZ 5.08/13/270B	1560760000	1560710000	50
14	BLZ 5.08/14/270B	1560860000	1560810000	50
15	BLZ 5.08/15/270B	1560960000	1560910000	50
16	BLZ 5.08/16/270B	1561060000	1561010000	50
17	BLZ 5.08/17/270B	1561160000	1561110000	20
18	BLZ 5.08/18/270B	1561260000	1561210000	20
19	BLZ 5.08/19/270B	1561360000	1561310000	20
20	BLZ 5.08/20/270B	1561460000	1561410000	20
21	BLZ 5.08/21/270B	1561560000	1561510000	20
22	BLZ 5.08/22/270B	1561660000	1561610000	20
23	BLZ 5.08/23/270B	1561760000	1561710000	20
24	BLZ 5.08/24/270B	1561860000	1561810000	20

Accessories	Page
Fixing	193
Marking	196
Coding	199
Miscellaneous	207

### Colour

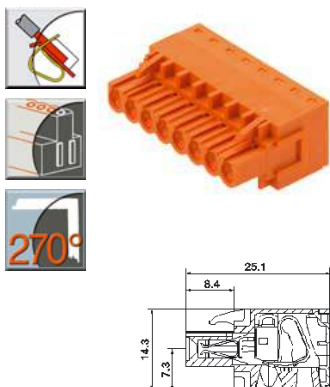
Poles	Type	Cat. No.	Cat. No.	Qty.
2	BLZF 5.08/2/270	1671940000	1672170000	100
3	BLZF 5.08/3/270	1671950000	1672180000	100
4	BLZF 5.08/4/270	1671960000	1672190000	100
5	BLZF 5.08/5/270	1671970000	1672200000	50
6	BLZF 5.08/6/270	1671980000	1672210000	50
7	BLZF 5.08/7/270	1671990000	1672220000	50
8	BLZF 5.08/8/270	1672000000	1672230000	50
9	BLZF 5.08/9/270	1672010000	1672240000	50
10	BLZF 5.08/10/270	1672020000	1672250000	50
11	BLZF 5.08/11/270	1672030000	1672260000	50
12	BLZF 5.08/12/270	1672040000	1672270000	50
13	BLZF 5.08/13/270	1672050000	1672280000	50
14	BLZF 5.08/14/270	1672060000	1672290000	50
15	BLZF 5.08/15/270	1672070000	1672300000	50
16	BLZF 5.08/16/270	1672080000	1672310000	50
17	BLZF 5.08/17/270	1672090000	1672320000	20
18	BLZF 5.08/18/270	1672100000	1672330000	20
19	BLZF 5.08/19/270	1672110000	1672340000	20
20	BLZF 5.08/20/270	1672120000	1672350000	20
21	BLZF 5.08/21/270	1672130000	1672360000	20
22	BLZF 5.08/22/270	1672140000	1672370000	20
23	BLZF 5.08/23/270	1672150000	1672380000	20
24	BLZF 5.08/24/270	1672160000	1672390000	20

Accessories	Page
Fixing	-
Marking	196
Coding	199
Miscellaneous	207, 208

# Omnimate Range - Pitch 5.08 mm



## Socket blocks BLZF 5.08/270B



Technical Data		VDE	UL	CSA
Rated voltage	V	250*	300	300
Rated current	A	12	10	10
Clamping range max.	mm <sup>2</sup> /AWG	2.5	12	12

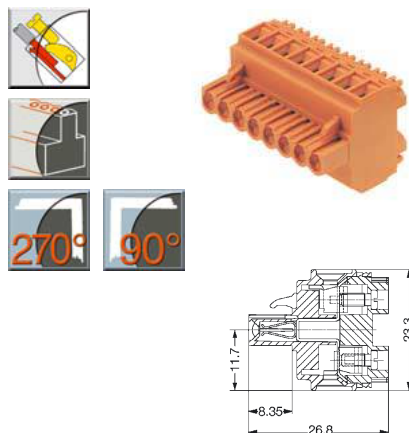
\*Overvoltage category III / Pollution severity 3

Additional technical data see page 221

### Colour

Poles	Type	Cat. No.	Cat. No.	Qty.
2	BLZF 5.08/2/270B	1672400000	1672630000	100
3	BLZF 5.08/3/270B	1672410000	1672640000	100
4	BLZF 5.08/4/270B	1672420000	1672650000	100
5	BLZF 5.08/5/270B	1672430000	1672660000	50
6	BLZF 5.08/6/270B	1672440000	1672670000	50
7	BLZF 5.08/7/270B	1672450000	1672680000	50
8	BLZF 5.08/8/270B	1672460000	1672690000	50
9	BLZF 5.08/9/270B	1672470000	1672700000	50
10	BLZF 5.08/10/270B	1672480000	1672710000	50
11	BLZF 5.08/11/270B	1672490000	1672720000	50
12	BLZF 5.08/12/270B	1672500000	1672730000	50
13	BLZF 5.08/13/270B	1672510000	1672740000	50
14	BLZF 5.08/14/270B	1672520000	1672750000	50
15	BLZF 5.08/15/270B	1672530000	1672760000	50
16	BLZF 5.08/16/270B	1672540000	1672770000	50
17	BLZF 5.08/17/270B	1672550000	1672780000	20
18	BLZF 5.08/18/270B	1672560000	1672790000	20
19	BLZF 5.08/19/270B	1672570000	1672800000	20
20	BLZF 5.08/20/270B	1672580000	1672810000	20
21	BLZF 5.08/21/270B	1672590000	1672820000	20
22	BLZF 5.08/22/270B	1672600000	1672830000	20
23	BLZF 5.08/23/270B	1672610000	1672840000	20
24	BLZF 5.08/24/270B	1672620000	1672850000	20

## Socket blocks BLDT 5.08



Technical Data		VDE	UL	CSA
Rated voltage	V	250*	300	300
Rated current	A	14	10	10
Clamping range max.	mm <sup>2</sup> /AWG	2.5	12	12

\*Overvoltage category III / Pollution severity 3

Additional technical data see page 222

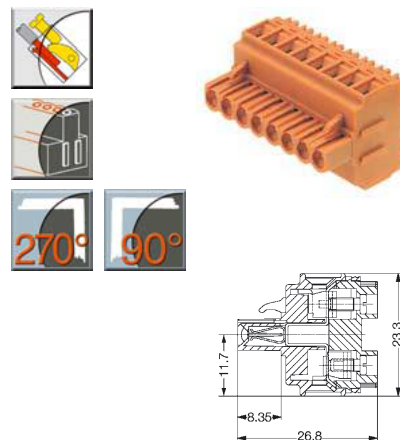
### Colour

Poles	Type	Cat. No.	Cat. No.	Qty.
2	BLDT 5.08/2	1644730000	1660710000	100
3	BLDT 5.08/3	1644740000	1660720000	100
4	BLDT 5.08/4	1644750000	1660730000	100
5	BLDT 5.08/5	1644760000	1660740000	50
6	BLDT 5.08/6	1644770000	1660750000	50
7	BLDT 5.08/7	1644780000	1660760000	50
8	BLDT 5.08/8	1644790000	1660770000	50
9	BLDT 5.08/9	1644800000	1660780000	50
10	BLDT 5.08/10	1644810000	1660790000	50
11	BLDT 5.08/11	1644820000	1660800000	50
12	BLDT 5.08/12	1644830000	1660810000	50

2 connections per pole

Accessories	Page
Fixing	193
Marking	196
Coding	199
Miscellaneous	207, 208

## Socket blocks BLDT 5.08B



Technical Data		VDE	UL	CSA
Rated voltage	V	250*	300	300
Rated current	A	14	10	10
Clamping range max.	mm <sup>2</sup> /AWG	2.5	12	12

\*Overvoltage category III / Pollution severity 3

Additional technical data see page 222

### Colour

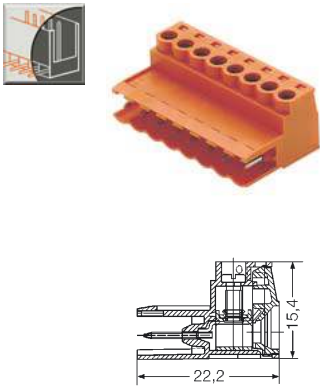
Poles	Type	Cat. No.	Cat. No.	Qty.
2	BLDT 5.08/2B	1651740000	1673780000	100
3	BLDT 5.08/3B	1651750000	1673790000	100
4	BLDT 5.08/4B	1651760000	1673800000	100
5	BLDT 5.08/5B	1651770000	1673810000	50
6	BLDT 5.08/6B	1651780000	1673820000	50
7	BLDT 5.08/7B	1651790000	1673830000	50
8	BLDT 5.08/8B	1651800000	1673840000	50
9	BLDT 5.08/9B	1651810000	1673850000	50
10	BLDT 5.08/10B	1651820000	1673860000	50
11	BLDT 5.08/11B	1651830000	1673870000	50
12	BLDT 5.08/12B	1651840000	1673880000	50

2 connections per pole

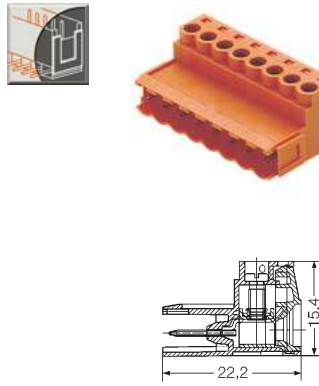
Accessories	Page
Fixing	193
Marking	196
Coding	199
Miscellaneous	207



Pin headers SLS 5.08



Pin headers SLS 5.08B







Technical Data		VDE	UL	CSA
Rated voltage	V	250*	300	300
Rated current	A	12	10	10
Clamping range max.	mm <sup>2</sup> /AWG	2.5	12	12

\*Overvoltage category III / Pollution severity 3  
Additional technical data see page 223

Technical Data		VDE	UL	CSA
Rated voltage	V	250*	300	300
Rated current	A	12	10	10
Clamping range max.	mm <sup>2</sup> /AWG	2.5	12	12

\*Overvoltage category III / Pollution severity 3  
Additional technical data see page 223

Colour				
Poles	Type	Cat. No.	Cat. No.	Qty.
2	SLS 5.08/2	1627090000	1644920000	100
3	SLS 5.08/3	1627100000	1644930000	100
4	SLS 5.08/4	1627110000	1644940000	100
5	SLS 5.08/5	1627120000	1644950000	50
6	SLS 5.08/6	1627130000	1644960000	50
7	SLS 5.08/7	1627140000	1644970000	50
8	SLS 5.08/8	1627150000	1644980000	50
9	SLS 5.08/9	1627160000	1644990000	50
10	SLS 5.08/10	1627170000	1645000000	50
11	SLS 5.08/11	1627180000	1645010000	50
12	SLS 5.08/12	1627190000	1645020000	50
13	SLS 5.08/13	1627200000	1645030000	50
14	SLS 5.08/14	1627210000	1645040000	50
15	SLS 5.08/15	1627220000	1645050000	50
16	SLS 5.08/16	1627230000	1645060000	50
17	SLS 5.08/17	1644840000	1645070000	20
18	SLS 5.08/18	1644850000	1645080000	20
19	SLS 5.08/19	1644860000	1645090000	20
20	SLS 5.08/20	1644870000	1645100000	20
21	SLS 5.08/21	1644880000	1645110000	20
22	SLS 5.08/22	1644890000	1645120000	20
23	SLS 5.08/23	1644900000	1645130000	20
24	SLS 5.08/24	1644910000	1645140000	20

Colour				
Poles	Type	Cat. No.	Cat. No.	Qty.
2	SLS 5.08/2B	1627240000	1645230000	100
3	SLS 5.08/3B	1627250000	1645240000	100
4	SLS 5.08/4B	1627260000	1645250000	100
5	SLS 5.08/5B	1627270000	1645260000	50
6	SLS 5.08/6B	1627280000	1645270000	50
7	SLS 5.08/7B	1627290000	1645280000	50
8	SLS 5.08/8B	1627300000	1645290000	50
9	SLS 5.08/9B	1627310000	1645300000	50
10	SLS 5.08/10B	1627320000	1645310000	50
11	SLS 5.08/11B	1627330000	1645320000	50
12	SLS 5.08/12B	1627340000	1645330000	50
13	SLS 5.08/13B	1627350000	1645340000	50
14	SLS 5.08/14B	1627360000	1645350000	50
15	SLS 5.08/15B	1627370000	1645360000	50
16	SLS 5.08/16B	1627380000	1645370000	50
17	SLS 5.08/17B	1645150000	1645380000	20
18	SLS 5.08/18B	1645160000	1645390000	20
19	SLS 5.08/19B	1645170000	1645400000	20
20	SLS 5.08/20B	1645180000	1645410000	20
21	SLS 5.08/21B	1645190000	1645420000	20
22	SLS 5.08/22B	1645200000	1645430000	20
23	SLS 5.08/23B	1645210000	1645440000	20
24	SLS 5.08/24B	1645220000	1645450000	20

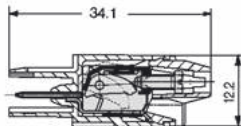
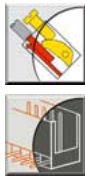
Accessories	Page
Fixing	-
Marking	196
Coding	198, 199
Miscellaneous	201-207

Accessories	Page
Fixing	193
Marking	196
Coding	198, 199
Miscellaneous	201-207

# Omnimate Range - Pitch 5.08 mm



## Pin headers SLT 5.08

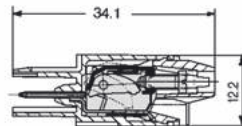
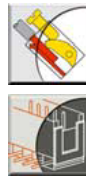


Technical Data		VDE	UL	CSA
<b>Rated voltage</b>	V	250*	300	300
<b>Rated current</b>	A	12	10	10
<b>Clamping range max.</b>	mm <sup>2</sup> /AWG	1.5	12	12

\*Overvoltage category III / Pollution severity 3

Additional technical data see page 223

## Pin headers SLT 5.08B

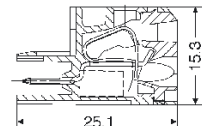


Technical Data		VDE	UL	CSA
<b>Rated voltage</b>	V	250*	300	300
<b>Rated current</b>	A	12	10	10
<b>Clamping range max.</b>	mm <sup>2</sup> /AWG	1.5	12	12

\*Overvoltage category III / Pollution severity 3

Additional technical data see page 223

## Pin headers SLZF 5.08



Technical Data		VDE	UL	CSA
<b>Rated voltage</b>	V	250*	300	300
<b>Rated current</b>	A	12	10	10
<b>Clamping range max.</b>	mm <sup>2</sup> /AWG	2.5	12	12

\*Overvoltage category III / Pollution severity 3

Additional technical data see page 224

### Colour

Poles	Type	Cat. No.	Cat. No.	Qty.
2	SLT 5.08/2	1611560000	1640430000	100
3	SLT 5.08/3	1611570000	1640450000	100
4	SLT 5.08/4	1611580000	1640460000	100
5	SLT 5.08/5	1611590000	1640470000	50
6	SLT 5.08/6	1611600000	1640480000	50
7	SLT 5.08/7	1611610000	1640490000	50
8	SLT 5.08/8	1611620000	1640500000	50
9	SLT 5.08/9	1611630000	1640510000	50
10	SLT 5.08/10	1611640000	1640520000	50
11	SLT 5.08/11	1611650000	1640530000	50
12	SLT 5.08/12	1611660000	1640540000	50
13	SLT 5.08/13	1611670000	1640550000	50
14	SLT 5.08/14	1611680000	1640560000	50
15	SLT 5.08/15	1611690000	1640570000	50
16	SLT 5.08/16	1611700000	1640580000	50

### Colour

Poles	Type	Cat. No.	Cat. No.	Qty.
2	SLT 5.08/2B	1611710000	1640590000	100
3	SLT 5.08/3B	1611720000	1640600000	100
4	SLT 5.08/4B	1611730000	1640610000	100
5	SLT 5.08/5B	1611740000	1640620000	50
6	SLT 5.08/6B	1611750000	1640630000	50
7	SLT 5.08/7B	1611760000	1640640000	50
8	SLT 5.08/8B	1611770000	1640650000	50
9	SLT 5.08/9B	1611780000	1640660000	50
10	SLT 5.08/10B	1611790000	1640670000	50
11	SLT 5.08/11B	1611800000	1640680000	50
12	SLT 5.08/12B	1611810000	1640690000	50
13	SLT 5.08/13B	1611820000	1640700000	50
14	SLT 5.08/14B	1611830000	1640710000	50
15	SLT 5.08/15B	1611840000	1640720000	50
16	SLT 5.08/16B	1611850000	1640730000	50

### Colour

Poles	Type	Cat. No.	Cat. No.	Qty.
2	SLZF 5.08/2	1709370000	1709600000	100
3	SLZF 5.08/3	1709380000	1709610000	100
4	SLZF 5.08/4	1709390000	1709620000	100
5	SLZF 5.08/5	1709400000	1709630000	50
6	SLZF 5.08/6	1709410000	1709640000	50
7	SLZF 5.08/7	1709420000	1709650000	50
8	SLZF 5.08/8	1709430000	1709660000	50
9	SLZF 5.08/9	1709440000	1709670000	50
10	SLZF 5.08/10	1709450000	1709680000	50
11	SLZF 5.08/11	1709460000	1709690000	50
12	SLZF 5.08/12	1709470000	1709700000	50
13	SLZF 5.08/13	1709480000	1709710000	50
14	SLZF 5.08/14	1709490000	1709720000	50
15	SLZF 5.08/15	1709500000	1709730000	50
16	SLZF 5.08/16	1709510000	1709740000	50
17	SLZF 5.08/17	1709520000	1709750000	20
18	SLZF 5.08/18	1709530000	1709760000	20
19	SLZF 5.08/19	1709540000	1709770000	20
20	SLZF 5.08/20	1709550000	1709780000	20
21	SLZF 5.08/21	1709560000	1709790000	20
22	SLZF 5.08/22	1709570000	1709800000	20
23	SLZF 5.08/23	1709580000	1709810000	20
24	SLZF 5.08/24	1709590000	1709820000	20

### Accessories

Accessories	Page
Fixing	-
Marking	196
Coding	198, 199
Miscellaneous	202-207

### Accessories

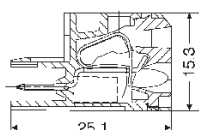

Accessories	Page
Fixing	193
Marking	196
Coding	198, 199
Miscellaneous	202-207

### Accessories

Accessories	Page
Fixing	-
Marking	196
Coding	198, 199
Miscellaneous	202-207



## Pin headers SLZF 5.08B



Technical Data		VDE	UL	CSA
<b>Rated voltage</b>	V	250*	300	300
<b>Rated current</b>	A	12	10	10
<b>Clamping range max.</b>	mm <sup>2</sup> /AWG	2.5	12	12

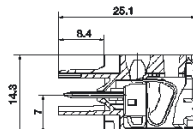
\*Overvoltage category III / Pollution severity 3  
Additional technical data see page 224

### Colour

Poles	Type	Cat. No.	Cat. No.	Qty.
2	SLZF 5.08/2B	1710210000	1710440000	100
3	SLZF 5.08/3B	1710220000	1710450000	100
4	SLZF 5.08/4B	1710230000	1710460000	100
5	SLZF 5.08/5B	1710240000	1710470000	50
6	SLZF 5.08/6B	1710250000	1710480000	50
7	SLZF 5.08/7B	1710260000	1710490000	50
8	SLZF 5.08/8B	1710270000	1710500000	50
9	SLZF 5.08/9B	1710280000	1710510000	50
10	SLZF 5.08/10B	1710290000	1710520000	50
11	SLZF 5.08/11B	1710300000	1710530000	50
12	SLZF 5.08/12B	1710310000	1710540000	50
13	SLZF 5.08/13B	1710320000	1710550000	50
14	SLZF 5.08/14B	1710330000	1710560000	50
15	SLZF 5.08/15B	1710340000	1710570000	50
16	SLZF 5.08/16B	1710350000	1710580000	50
17	SLZF 5.08/17B	1710360000	1710590000	20
18	SLZF 5.08/18B	1710370000	1710600000	20
19	SLZF 5.08/19B	1710380000	1710610000	20
20	SLZF 5.08/20B	1710390000	1710620000	20
21	SLZF 5.08/21B	1710400000	1710630000	20
22	SLZF 5.08/22B	1710410000	1710640000	20
23	SLZF 5.08/23B	1710420000	1710650000	20
24	SLZF 5.08/24B	1710430000	1710660000	20

Accessories	Page
Fixing	193
Marking	196
Coding	198, 199
Miscellaneous	202-207

## Pin headers SLZF 5.08/90



Technical Data		VDE	UL	CSA
<b>Rated voltage</b>	V	250*	300	300
<b>Rated current</b>	A	12	10	10
<b>Clamping range max.</b>	mm <sup>2</sup> /AWG	2.5	12	12

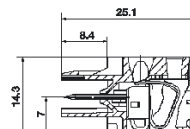
\*Overvoltage category III / Pollution severity 3  
Additional technical data see page 224

### Colour

Poles	Type	Cat. No.	Cat. No.	Qty.
2	SLZF 5.08/2/90	1673090000	1673320000	100
3	SLZF 5.08/3/90	1673100000	1673330000	100
4	SLZF 5.08/4/90	1673110000	1673340000	100
5	SLZF 5.08/5/90	1673120000	1673350000	50
6	SLZF 5.08/6/90	1673130000	1673360000	50
7	SLZF 5.08/7/90	1673140000	1673370000	50
8	SLZF 5.08/8/90	1673150000	1673380000	50
9	SLZF 5.08/9/90	1673160000	1673390000	50
10	SLZF 5.08/10/90	1673170000	1673400000	50
11	SLZF 5.08/11/90	1673180000	1673410000	50
12	SLZF 5.08/12/90	1673190000	1673420000	50
13	SLZF 5.08/13/90	1673200000	1673430000	50
14	SLZF 5.08/14/90	1673210000	1673440000	50
15	SLZF 5.08/15/90	1673220000	1673450000	50
16	SLZF 5.08/16/90	1673230000	1673460000	50
17	SLZF 5.08/17/90	1673240000	1673470000	20
18	SLZF 5.08/18/90	1673250000	1673480000	20
19	SLZF 5.08/19/90	1673260000	1673490000	20
20	SLZF 5.08/20/90	1673270000	1673500000	20
21	SLZF 5.08/21/90	1673280000	1673510000	20
22	SLZF 5.08/22/90	1673290000	1673520000	20
23	SLZF 5.08/23/90	1673300000	1673530000	20
24	SLZF 5.08/24/90	1673310000	1673540000	20

Accessories	Page
Fixing	-
Marking	196
Coding	198, 199
Miscellaneous	202-207

## Pin headers SLZF 5.08/90B



Technical Data		VDE	UL	CSA
<b>Rated voltage</b>	V	250*	300	300
<b>Rated current</b>	A	12	10	10
<b>Clamping range max.</b>	mm <sup>2</sup> /AWG	2.5	12	12

\*Overvoltage category III / Pollution severity 3  
Additional technical data see page 224

### Colour

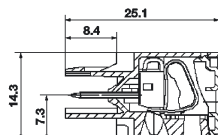
Poles	Type	Cat. No.	Cat. No.	Qty.
2	SLZF 5.08/2/90B	1673550000	1669910000	100
3	SLZF 5.08/3/90B	1673560000	1669920000	100
4	SLZF 5.08/4/90B	1673570000	1669930000	100
5	SLZF 5.08/5/90B	1673580000	1669940000	50
6	SLZF 5.08/6/90B	1673590000	1669950000	50
7	SLZF 5.08/7/90B	1673600000	1669960000	50
8	SLZF 5.08/8/90B	1673610000	1669970000	50
9	SLZF 5.08/9/90B	1673620000	1669980000	50
10	SLZF 5.08/10/90B	1673630000	1669990000	50
11	SLZF 5.08/11/90B	1673640000	1670000000	50
12	SLZF 5.08/12/90B	1673650000	1670010000	50
13	SLZF 5.08/13/90B	1673660000	1670020000	50
14	SLZF 5.08/14/90B	1673670000	1670030000	50
15	SLZF 5.08/15/90B	1673680000	1670040000	50
16	SLZF 5.08/16/90B	1673690000	1670050000	50
17	SLZF 5.08/17/90B	1673700000	1670060000	20
18	SLZF 5.08/18/90B	1673710000	1670070000	20
19	SLZF 5.08/19/90B	1673720000	1670080000	20
20	SLZF 5.08/20/90B	1673730000	1670090000	20
21	SLZF 5.08/21/90B	1673740000	1670100000	20
22	SLZF 5.08/22/90B	1673750000	1670110000	20
23	SLZF 5.08/23/90B	1673760000	1670120000	20
24	SLZF 5.08/24/90B	1673770000	1670130000	20

Accessories	Page
Fixing	193
Marking	196
Coding	198, 199
Miscellaneous	202-207

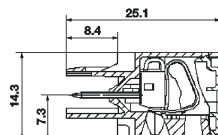
# Omnimate Range - Pitch 5.08 mm



## Pin headers SLZF 5.08/270



## Pin headers SLZF 5.08/270B



Technical Data		VDE	UL	CSA
Rated voltage	V	250*	300	300
Rated current	A	12	10	10
Clamping range max.	mm <sup>2</sup> /AWG	2.5	12	12

\*Overvoltage category III / Pollution severity 3

Additional technical data see page 224

Technical Data		VDE	UL	CSA
Rated voltage	V	250*	300	300
Rated current	A	12	10	10
Clamping range max.	mm <sup>2</sup> /AWG	2.5	12	12

\*Overvoltage category III / Pollution severity 3

Additional technical data see page 224

### Colour



Poles	Type	Cat. No.	Cat. No.	Qty.
2	SLZF 5.08/2/270	1688430000	1688660000	100
3	SLZF 5.08/3/270	1688440000	1688670000	100
4	SLZF 5.08/4/270	1688450000	1688680000	100
5	SLZF 5.08/5/270	1688460000	1688690000	50
6	SLZF 5.08/6/270	1688470000	1688700000	50
7	SLZF 5.08/7/270	1688480000	1688710000	50
8	SLZF 5.08/8/270	1688490000	1688720000	50
9	SLZF 5.08/9/270	1688500000	1688730000	50
10	SLZF 5.08/10/270	1688510000	1688740000	50
11	SLZF 5.08/11/270	1688520000	1688750000	50
12	SLZF 5.08/12/270	1688530000	1688760000	50
13	SLZF 5.08/13/270	1688540000	1688770000	50
14	SLZF 5.08/14/270	1688550000	1688780000	50
15	SLZF 5.08/15/270	1688560000	1688790000	50
16	SLZF 5.08/16/270	1688570000	1688800000	50
17	SLZF 5.08/17/270	1688580000	1688810000	20
18	SLZF 5.08/18/270	1688590000	1688820000	20
19	SLZF 5.08/19/270	1688600000	1688830000	20
20	SLZF 5.08/20/270	1688610000	1688840000	20
21	SLZF 5.08/21/270	1688620000	1688850000	20
22	SLZF 5.08/22/270	1688630000	1688860000	20
23	SLZF 5.08/23/270	1688640000	1688870000	20
24	SLZF 5.08/24/270	1688650000	1688880000	20

### Colour



Poles	Type	Cat. No.	Cat. No.	Qty.
2	SLZF 5.08/2/270B	1706140000	1706370000	100
3	SLZF 5.08/3/270B	1706150000	1706380000	100
4	SLZF 5.08/4/270B	1706160000	1706390000	100
5	SLZF 5.08/5/270B	1706170000	1706400000	50
6	SLZF 5.08/6/270B	1706180000	1706410000	50
7	SLZF 5.08/7/270B	1706190000	1706420000	50
8	SLZF 5.08/8/270B	1706200000	1706430000	50
9	SLZF 5.08/9/270B	1706210000	1706440000	50
10	SLZF 5.08/10/270B	1706220000	1706450000	50
11	SLZF 5.08/11/270B	1706230000	1706460000	50
12	SLZF 5.08/12/270B	1706240000	1706470000	50
13	SLZF 5.08/13/270B	1706250000	1706480000	50
14	SLZF 5.08/14/270B	1706260000	1706490000	50
15	SLZF 5.08/15/270B	1706270000	1706500000	50
16	SLZF 5.08/16/270B	1706280000	1706510000	50
17	SLZF 5.08/17/270B	1706290000	1706520000	20
18	SLZF 5.08/18/270B	1706300000	1706530000	20
19	SLZF 5.08/19/270B	1706310000	1706540000	20
20	SLZF 5.08/20/270B	1706320000	1706550000	20
21	SLZF 5.08/21/270B	1706330000	1706560000	20
22	SLZF 5.08/22/270B	1706340000	1706570000	20
23	SLZF 5.08/23/270B	1706350000	1706580000	20
24	SLZF 5.08/24/270B	1706360000	1706590000	20

### Accessories

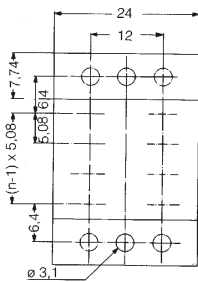
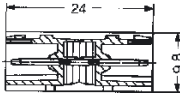
Accessories	Page
Fixing	-
Marking	196
Coding	198, 199
Miscellaneous	207, 208

### Accessories

Accessories	Page
Fixing	193
Marking	196
Coding	198, 199
Miscellaneous	207, 208



Pin headers SL 5.08 KU



Technical Data		VDE	UL	CSA
Rated voltage	V	250*	300	300
Rated current	A	12	10	10


\*Overvoltage category III / Pollution severity 3

Colour



Poles	Type	Cat. No.	Qty.
2	SL5.08KU 2	1597760000	100
3	SL5.08KU 3	1597770000	100
4	SL5.08KU 4	1597780000	50
5	SL5.08KU 5	1597790000	50
6	SL5.08KU 6	1597800000	50
7	SL5.08KU 7	1597810000	50
8	SL5.08KU 8	1597820000	50
9	SL5.08KU 9	1597830000	50
10	SL5.08KU 10	1597840000	50
11	SL5.08KU 11	1597850000	50
12	SL5.08KU 12	1597860000	50
13	SL5.08KU 13	1597870000	50
14	SL5.08KU 14	1597880000	50
15	SL5.08KU 15	1597890000	50
16	SL5.08KU 16	1597900000	50
17	SL5.08KU 17	1597910000	20
18	SL5.08KU 18	1597920000	20
19	SL5.08KU 19	1597930000	20
20	SL5.08KU 20	1597940000	20
21	SL5.08KU 21	1597950000	20
22	SL5.08KU 22	1597960000	20
23	SL5.08KU 23	1597970000	20
24	SL5.08KU 24	1597980000	20

Accessories	Page
Fixing	-
Marking	-
Coding	-
Miscellaneous	-





## Omnimate Range - Pitch 7.50 mm and 7.62 mm

The **Omnimate Range** offers a free choice of the connecting technique. Everything is possible with the socket blocks and pin plugs: leaf spring, clamping yoke, tension clamp, TOP, crimp, and IDC connections.

This versatility brings substantial benefits: You design your printed circuit board with a 3.5/5/7mm pitch component and are able to combine different field connections with it – as it is required by end customers and market.

The comprehensive assortment of pin headers and socket blocks, the multitude of different angles between pcb, connectors and conductors in the field, and the large selection of accessories permit the **Omnimate Range** to be used in a variety of applications.

For example: motor control, free wiring of initiators and actuators, in interface elements or in power supply units.

### Product features overview:

- free selection of the connecting technique
- easy to use
- end-to-end stacking without loss of pitch
- thermoplastic polyester (PBT) is used as insulation material that is flame-resistant according to UL 94 V-0
- large selection of accessories

The **7.50 mm and 7.62 mm** pitch socket blocks and pin headers are ideal for higher voltage application requirements.

The socket blocks with screw clamp or tension clamp technique can be used with all single level 90° and 180° pin headers in the same pitch.

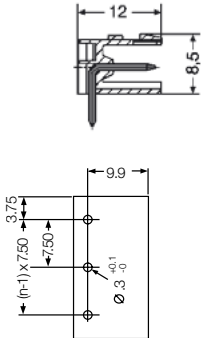
### 7.50/7.62 mm pitch:

- all pin headers and socket blocks can be combined as required
- two pitch dimensions:
  - 7.50 mm (metric)
  - 7.62 mm ((0.3 inch, imperial))
- voltages up to 500 V, currents up to 15 A, conductor cross-sections up to 2.5 mm<sup>2</sup>

# Omnimate Range - Pitch 7.50 mm





## Pin headers SL 7.50/90



Technical Data	VDE	UL	CSA
Rated voltage	V	500*	300
Rated current	A	15	10

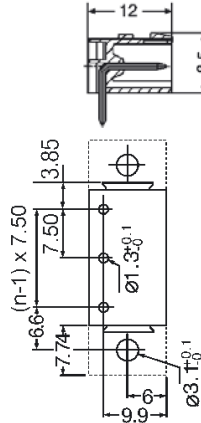

\*Overvoltage category III / Pollution severity 3  
Additional technical data see page 225

Solder pin length      **3.2 mm**      **4.5 mm**

Colour				
Poles	Type	Cat. No.	Cat. No.	Qty.
2	SL 7.50/2/90	1628360000	1628690000	100
3	SL 7.50/3/90	1628370000	1628700000	100
4	SL 7.50/4/90	1628380000	1628710000	100
5	SL 7.50/5/90	1628390000	1628720000	50
6	SL 7.50/6/90	1628400000	1628730000	50
7	SL 7.50/7/90	1628410000	1628740000	50
8	SL 7.50/8/90	1628420000	1628750000	50
9	SL 7.50/9/90	1628430000	1628760000	50
10	SL 7.50/10/90	1628440000	1628770000	50
11	SL 7.50/11/90	1628450000	1628780000	50
12	SL 7.50/12/90	1628460000	1628790000	50

Accessories	Page
Fixing	-
Marking	196
Coding	199
Miscellaneous	-



## Pin headers SL 7.50/90B



Technical Data	VDE	UL	CSA
Rated voltage	V	500*	300
Rated current	A	15	10

\*Overvoltage category III / Pollution severity 3  
Additional technical data see page 225

Solder pin length      **3.2 mm**      **4.5 mm**

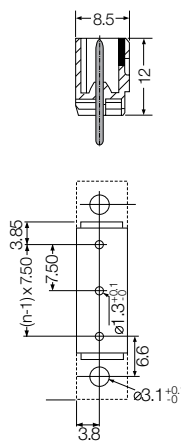
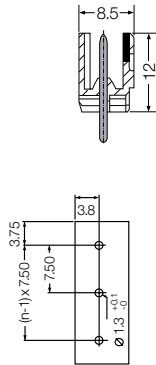


Colour				
Poles	Type	Cat. No.	Cat. No.	Qty.
2	SL 7.50/2/90B	1628470000	1628910000	100
3	SL 7.50/3/90B	1628480000	1628920000	100
4	SL 7.50/4/90B	1628490000	1628930000	100
5	SL 7.50/5/90B	1628500000	1628940000	50
6	SL 7.50/6/90B	1628510000	1628950000	50
7	SL 7.50/7/90B	1628520000	1628960000	50
8	SL 7.50/8/90B	1628530000	1628970000	50
9	SL 7.50/9/90B	1628540000	1628980000	50
10	SL 7.50/10/90B	1628550000	1628990000	50
11	SL 7.50/11/90B	1628560000	1629000000	50
12	SL 7.50/12/90B	1628570000	1629010000	50

Accessories	Page
Fixing	193
Marking	196
Coding	199
Miscellaneous	-



Pin headers SL 7.50/180

Pin headers SL 7.50/180B



Technical Data		VDE	UL	CSA
Rated voltage	V	500*	300	300
Rated current	A	15	10	10

\*Overvoltage category III / Pollution severity 3  
Additional technical data see page 225

Technical Data		VDE	UL	CSA
Rated voltage	V	500*	300	300
Rated current	A	15	10	10

\*Overvoltage category III / Pollution severity 3  
Additional technical data see page 225

Solder pin length      3.2 mm      4.5 mm

Colour          

Poles	Type	Cat. No.	Cat. No.	Qty.
2	SL 7.50/2/180	1629020000	1629350000	100
3	SL 7.50/3/180	1629030000	1629360000	100
4	SL 7.50/4/180	1629040000	1629370000	100
5	SL 7.50/5/180	1629050000	1629380000	50
6	SL 7.50/6/180	1629060000	1629390000	50
7	SL 7.50/7/180	1629070000	1629400000	50
8	SL 7.50/8/180	1629080000	1629410000	50
9	SL 7.50/9/180	1629090000	1629420000	50
10	SL 7.50/10/180	1629100000	1629430000	50
11	SL 7.50/11/180	1629110000	1629440000	50
12	SL 7.50/12/180	1629120000	1629450000	50

Solder pin length      3.2 mm      4.5 mm

Colour          

Poles	Type	Cat. No.	Cat. No.	Qty.
2	SL 7.50/2/180B	1629130000	1629570000	100
3	SL 7.50/3/180B	1629140000	1629580000	100
4	SL 7.50/4/180B	1629150000	1629590000	100
5	SL 7.50/5/180B	1629160000	1629600000	50
6	SL 7.50/6/180B	1629170000	1629610000	50
7	SL 7.50/7/180B	1629180000	1629620000	50
8	SL 7.50/8/180B	1629190000	1629630000	50
9	SL 7.50/9/180B	1629200000	1629640000	50
10	SL 7.50/10/180B	1629210000	1629650000	50
11	SL 7.50/11/180B	1629220000	1629660000	50
12	SL 7.50/12/180B	1629230000	1629670000	50

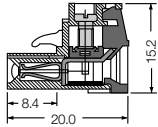

Accessories	Page
Fixing	-
Marking	196
Coding	197
Miscellaneous	-

Accessories	Page
Fixing	193
Marking	196
Coding	199
Miscellaneous	-

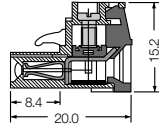

# Omnimate Range - Pitch 7.50 mm



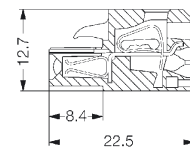

## Socket blocks BLZ 7.50



## Socket blocks BLZ 7.50B



## Socket blocks BLZF 7.50



Technical Data		VDE	UL	CSA
Rated voltage	V	500*	300	300
Rated current	A	15	10	10
Clamping range max.	mm <sup>2</sup> /AWG	2.5	12	12

\*Overvoltage category III / Pollution severity 3

Additional technical data see page 225

Technical Data		VDE	UL	CSA
Rated voltage	V	500*	300	300
Rated current	A	15	10	10
Clamping range max.	mm <sup>2</sup> /AWG	2.5	12	12

\*Overvoltage category III / Pollution severity 3

Additional technical data see page 225

Technical Data		VDE	UL	CSA
Rated voltage	V	500*	300	300
Rated current	A	16	10	10
Clamping range max.	mm <sup>2</sup> /AWG	1.5	14	14

\*Overvoltage category III / Pollution severity 3

Additional technical data see page 226

### Colour



Poles	Type	Cat. No.	Cat. No.	Qty.
2	BLZ 7.50/2	1627920000	1628030000	100
3	BLZ 7.50/3	1627930000	1628040000	100
4	BLZ 7.50/4	1627940000	1628050000	100
5	BLZ 7.50/5	1627950000	1628060000	50
6	BLZ 7.50/6	1627960000	1628070000	50
7	BLZ 7.50/7	1627970000	1628080000	50
8	BLZ 7.50/8	1627980000	1628090000	50
9	BLZ 7.50/9	1627990000	1628100000	50
10	BLZ 7.50/10	1628000000	1628110000	50
11	BLZ 7.50/11	1628010000	1628120000	50
12	BLZ 7.50/12	1628020000	1628130000	50

### Colour



Poles	Type	Cat. No.	Cat. No.	Qty.
2	BLZ 7.50/2B	1628140000	1628250000	100
3	BLZ 7.50/3B	1628150000	1628260000	100
4	BLZ 7.50/4B	1628160000	1628270000	100
5	BLZ 7.50/5B	1628170000	1628280000	50
6	BLZ 7.50/6B	1628180000	1628290000	50
7	BLZ 7.50/7B	1628190000	1628300000	50
8	BLZ 7.50/8B	1628200000	1628310000	50
9	BLZ 7.50/9B	1628210000	1628320000	50
10	BLZ 7.50/10B	1628220000	1628330000	50
11	BLZ 7.50/11B	1628230000	1628340000	50
12	BLZ 7.50/12B	1628240000	1628350000	50

### Colour



Poles	Type	Cat. No.	Cat. No.	Qty.
2	BLZF 7.50/2	1717260000	1722940000	100
3	BLZF 7.50/3	1717270000	1722950000	100
4	BLZF 7.50/4	1717280000	1722960000	100
5	BLZF 7.50/5	1717290000	1722970000	50
6	BLZF 7.50/6	1718570000	1722980000	50
7	BLZF 7.50/7	1717300000	1722990000	50
8	BLZF 7.50/8	1717310000	1723000000	50
9	BLZF 7.50/9	1718580000	1723010000	50
10	BLZF 7.50/10	1718590000	1723020000	50
11	BLZF 7.50/11	1718600000	1723030000	50
12	BLZF 7.50/12	1718610000	1723040000	50

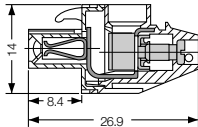
Accessories	Page
Fixing	-
Marking	196
Coding	199
Miscellaneous	202-207

Accessories	Page
Fixing	193
Marking	196
Coding	199
Miscellaneous	202-207

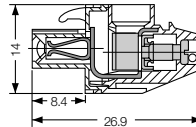

Accessories	Page
Fixing	-
Marking	196
Coding	199
Miscellaneous	207, 208



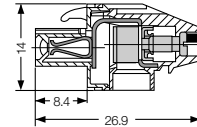

## Socket blocks BLZ 7.50/90



## Socket blocks BLZ 7.50/90B



## Socket blocks BLZ 7.50/270



Technical Data		VDE	UL	CSA
Rated voltage	V	500*	300	300
Rated current	A	13	10	10
Clamping range max.	mm <sup>2</sup> /AWG	2.5	12	12

\*Overvoltage category III / Pollution severity 3

Additional technical data see page 226

Technical Data		VDE	UL	CSA
Rated voltage	V	500*	300	300
Rated current	A	13	10	10
Clamping range max.	mm <sup>2</sup> /AWG	2.5	12	12

\*Overvoltage category III / Pollution severity 3

Additional technical data see page 226

Technical Data		VDE	UL	CSA
Rated voltage	V	500*	300	300
Rated current	A	13	10	10
Clamping range max.	mm <sup>2</sup> /AWG	2.5	12	12

\*Overvoltage category III / Pollution severity 3

Additional technical data see page 226

### Colour



Poles	Type	Cat. No.	Cat. No.	Qty.
2	BLZ 7.50/2/90	1701790000	1701900000	100
3	BLZ 7.50/3/90	1701800000	1701910000	100
4	BLZ 7.50/4/90	1701810000	1701920000	100
5	BLZ 7.50/5/90	1701820000	1701930000	50
6	BLZ 7.50/6/90	1701830000	1701940000	50
7	BLZ 7.50/7/90	1701840000	1701950000	50
8	BLZ 7.50/8/90	1701850000	1701960000	50
9	BLZ 7.50/9/90	1701860000	1701970000	50
10	BLZ 7.50/10/90	1701870000	1701980000	50
11	BLZ 7.50/11/90	1701880000	1701990000	50
12	BLZ 7.50/12/90	1701890000	1702000000	50

### Colour



Poles	Type	Cat. No.	Cat. No.	Qty.
2	BLZ 7.50/2/90B	1702010000	1702120000	100
3	BLZ 7.50/3/90B	1702020000	1702130000	100
4	BLZ 7.50/4/90B	1702030000	1702140000	100
5	BLZ 7.50/5/90B	1702040000	1702150000	50
6	BLZ 7.50/6/90B	1702050000	1702160000	50
7	BLZ 7.50/7/90B	1702060000	1702170000	50
8	BLZ 7.50/8/90B	1702070000	1702180000	50
9	BLZ 7.50/9/90B	1702080000	1702190000	50
10	BLZ 7.50/10/90B	1702090000	1702200000	50
11	BLZ 7.50/11/90B	1702100000	1702210000	50
12	BLZ 7.50/12/90B	1702110000	1702220000	50

### Colour



Poles	Type	Cat. No.	Cat. No.	Qty.
2	BLZ 7.50/2/270	1702230000	1702340000	100
3	BLZ 7.50/3/270	1702240000	1702350000	100
4	BLZ 7.50/4/270	1702250000	1702360000	100
5	BLZ 7.50/5/270	1702260000	1702370000	50
6	BLZ 7.50/6/270	1702270000	1702380000	50
7	BLZ 7.50/7/270	1702280000	1702390000	50
8	BLZ 7.50/8/270	1702290000	1702400000	50
9	BLZ 7.50/9/270	1702300000	1702410000	50
10	BLZ 7.50/10/270	1702310000	1702420000	50
11	BLZ 7.50/11/270	1702320000	1702430000	50
12	BLZ 7.50/12/270	1702330000	1702440000	50

### Accessories

Accessories	Page
Fixing	-
Marking	196
Coding	199
Miscellaneous	207


### Accessories

Accessories	Page
Fixing	193
Marking	196
Coding	199
Miscellaneous	207

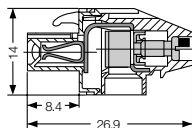
### Accessories

Accessories	Page
Fixing	-
Marking	196
Coding	199
Miscellaneous	207

# Omnimate Range - Pitch 7.50 mm





## Socket blocks BLZ 7.50/270B



Technical Data		VDE	UL	CSA
Rated voltage	V	500*	300	300
Rated current	A	13	10	10
Clamping range max.	mm <sup>2</sup> /AWG	2.5	12	12

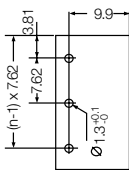
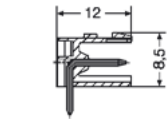
\*Overvoltage category III / Pollution severity 3  
Additional technical data see page 226

Colour				
Poles	Type	Cat. No.	Cat. No.	Qty.
2	BLZ 7.50/2/270B	1702450000	1702560000	100
3	BLZ 7.50/3/270B	1702460000	1702570000	100
4	BLZ 7.50/4/270B	1702470000	1702580000	100
5	BLZ 7.50/5/270B	1702480000	1702590000	50
6	BLZ 7.50/6/270B	1702490000	1702600000	50
7	BLZ 7.50/7/270B	1702500000	1702610000	50
8	BLZ 7.50/8/270B	1702510000	1702620000	50
9	BLZ 7.50/9/270B	1702520000	1702630000	50
10	BLZ 7.50/10/270B	1702530000	1702640000	50
11	BLZ 7.50/11/270B	1702540000	1702650000	50
12	BLZ 7.50/12/270B	1702550000	1702660000	50

Accessories		Page
Fixing		193
Marking		196
Coding		199
Miscellaneous		207



Pin headers SL 7.62/90



Technical Data		VDE	UL	CSA
Rated voltage	V	500*	300	300
Rated current	A	15	10	10

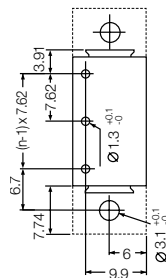
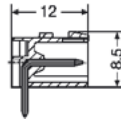
\*Overvoltage category III / Pollution severity 3  
Additional technical data see page 225

Solder pin length      3.2 mm      4.5 mm

Colour		3.2 mm	4.5 mm	
Poles	Type	Cat. No.	Cat. No.	Qty.
2	SL 7.62/2/90	1624150000	1623820000	100
3	SL 7.62/3/90	1624160000	1623830000	100
4	SL 7.62/4/90	1624170000	1623840000	100
5	SL 7.62/5/90	1624180000	1623850000	50
6	SL 7.62/6/90	1624190000	1623860000	50
7	SL 7.62/7/90	1624200000	1623870000	50
8	SL 7.62/8/90	1624210000	1623880000	50
9	SL 7.62/9/90	1624220000	1623890000	50
10	SL 7.62/10/90	1624230000	1623900000	50
11	SL 7.62/11/90	1624240000	1623910000	50
12	SL 7.62/12/90	1624250000	1623920000	50

Accessories	Page
Fixing	-
Marking	196
Coding	199
Miscellaneous	-

Pin headers SL 7.62/90B



Technical Data		VDE	UL	CSA
Rated voltage	V	500*	300	300
Rated current	A	15	10	10

\*Overvoltage category III / Pollution severity 3  
Additional technical data see page 225

Solder pin length      3.2 mm      4.5 mm

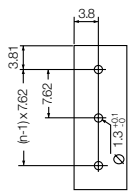
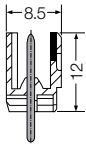

Colour		3.2 mm	4.5 mm	
Poles	Type	Cat. No.	Cat. No.	Qty.
2	SL 7.62/2/90B	1624370000	1624040000	100
3	SL 7.62/3/90B	1624380000	1624050000	100
4	SL 7.62/4/90B	1624390000	1624060000	100
5	SL 7.62/5/90B	1624400000	1624070000	50
6	SL 7.62/6/90B	1624410000	1624080000	50
7	SL 7.62/7/90B	1624420000	1624090000	50
8	SL 7.62/8/90B	1624430000	1624100000	50
9	SL 7.62/9/90B	1624440000	1624110000	50
10	SL 7.62/10/90B	1624450000	1624120000	50
11	SL 7.62/11/90B	1624460000	1624130000	50
12	SL 7.62/12/90B	1624470000	1624140000	50

Accessories	Page
Fixing	193
Marking	196
Coding	199
Miscellaneous	-

# Omnimate Range - Pitch 7.62 mm





## Pin headers SL 7.62/180



Technical Data		VDE	UL	CSA
Rated voltage	V	500*	300	300
Rated current	A	15	10	10

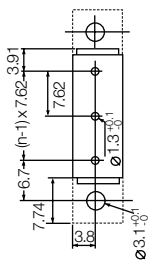
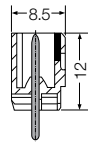
\*Overvoltage category III / Pollution severity 3  
Additional technical data see page 225

Solder pin length      **3.2 mm**      **4.5 mm**

Colour				
Poles	Type	Cat. No.	Cat. No.	Qty.
2	SL 7.62/2/180	1625030000	1624700000	100
3	SL 7.62/3/180	1625040000	1624710000	100
4	SL 7.62/4/180	1625050000	1624720000	100
5	SL 7.62/5/180	1625060000	1624730000	50
6	SL 7.62/6/180	1625070000	1624740000	50
7	SL 7.62/7/180	1625080000	1624750000	50
8	SL 7.62/8/180	1625090000	1624760000	50
9	SL 7.62/9/180	1625100000	1624770000	50
10	SL 7.62/10/180	1625110000	1624780000	50
11	SL 7.62/11/180	1625120000	1624790000	50
12	SL 7.62/12/180	1625130000	1624800000	50

Accessories	Page
Fixing	-
Marking	196
Coding	199
Miscellaneous	-



## Pin headers SL 7.62/180B



Technical Data		VDE	UL	CSA
Rated voltage	V	500*	300	300
Rated current	A	15	10	10


\*Overvoltage category III / Pollution severity 3  
Additional technical data see page 225

Solder pin length      **3.2 mm**      **4.5 mm**

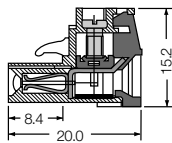

Colour				
Poles	Type	Cat. No.	Cat. No.	Qty.
2	SL 7.62/2/180B	1625250000	1624920000	100
3	SL 7.62/3/180B	1625260000	1624930000	100
4	SL 7.62/4/180B	1625270000	1624940000	100
5	SL 7.62/5/180B	1625280000	1624950000	50
6	SL 7.62/6/180B	1625290000	1624960000	50
7	SL 7.62/7/180B	1625300000	1624970000	50
8	SL 7.62/8/180B	1625310000	1624980000	50
9	SL 7.62/9/180B	1625320000	1624990000	50
10	SL 7.62/10/180B	1625330000	1625000000	50
11	SL 7.62/11/180B	1625340000	1625010000	50
12	SL 7.62/12/180B	1625350000	1625020000	50

Accessories	Page
Fixing	193
Marking	196
Coding	199
Miscellaneous	-

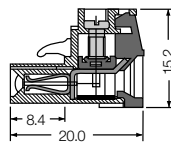





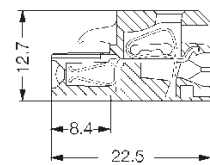

## Socket blocks BLZ 7.62



## Socket blocks BLZ 7.62B



## Socket blocks BLZF 7.62



Technical Data		VDE	UL	CSA
Rated voltage	V	500*	300	300
Rated current	A	15	10	10
Clamping range max.	mm <sup>2</sup> /AWG	2.5	12	12

\*Overvoltage category III / Pollution severity 3  
Additional technical data see page 225

Technical Data		VDE	UL	CSA
Rated voltage	V	500*	300	300
Rated current	A	15	10	10
Clamping range max.	mm <sup>2</sup> /AWG	2.5	12	12

\*Overvoltage category III / Pollution severity 3  
Additional technical data see page 225

Technical Data		VDE	UL	CSA
Rated voltage	V	500*	300	300
Rated current	A	16	10	10
Clamping range max.	mm <sup>2</sup> /AWG	1.5	14	14

\*Overvoltage category III / Pollution severity 3  
Additional technical data see page 226

### Colour



Poles	Type	Cat. No.	Cat. No.	Qty.
2	BLZ 7.62/2	1623050000	1623160000	100
3	BLZ 7.62/3	1623060000	1623170000	100
4	BLZ 7.62/4	1623070000	1623180000	100
5	BLZ 7.62/5	1623080000	1623190000	50
6	BLZ 7.62/6	1623090000	1623200000	50
7	BLZ 7.62/7	1623100000	1623210000	50
8	BLZ 7.62/8	1623110000	1623220000	50
9	BLZ 7.62/9	1623120000	1623230000	50
10	BLZ 7.62/10	1623130000	1623240000	50
11	BLZ 7.62/11	1623140000	1623250000	50
12	BLZ 7.62/12	1623150000	1623260000	50

### Colour



Poles	Type	Cat. No.	Cat. No.	Qty.
2	BLZ 7.62/2B	1623380000	1623490000	100
3	BLZ 7.62/3B	1623390000	1623500000	100
4	BLZ 7.62/4B	1623400000	1623510000	100
5	BLZ 7.62/5B	1623410000	1623520000	50
6	BLZ 7.62/6B	1623420000	1623530000	50
7	BLZ 7.62/7B	1623430000	1623540000	50
8	BLZ 7.62/8B	1623440000	1623550000	50
9	BLZ 7.62/9B	1623450000	1623560000	50
10	BLZ 7.62/10B	1623460000	1623570000	50
11	BLZ 7.62/11B	1623470000	1623580000	50
12	BLZ 7.62/12B	1623480000	1623590000	50

### Colour



Poles	Type	Cat. No.	Cat. No.	Qty.
2	BLZF 7.62/2	1722610000	1722720000	100
3	BLZF 7.62/3	1722620000	1722730000	100
4	BLZF 7.62/4	1722630000	1722740000	100
5	BLZF 7.62/5	1722640000	1722750000	50
6	BLZF 7.62/6	1722650000	1722760000	50
7	BLZF 7.62/7	1722660000	1722770000	50
8	BLZF 7.62/8	1722670000	1722780000	50
9	BLZF 7.62/9	1722680000	1722790000	50
10	BLZF 7.62/10	1722690000	1722800000	50
11	BLZF 7.62/11	1722700000	1722810000	50
12	BLZF 7.62/12	1722710000	1722820000	50

Accessories	Page
Fixing	-
Marking	196
Coding	199
Miscellaneous	202-207

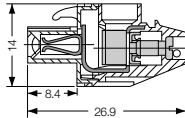
Accessories	Page
Fixing	193
Marking	196
Coding	199
Miscellaneous	202-207

Accessories	Page
Fixing	-
Marking	196
Coding	199
Miscellaneous	202-207

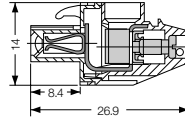
# Omnimate Range - Pitch 7.62 mm



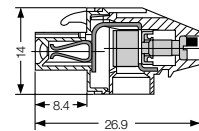
## Socket blocks BLZ 7.62/90



## Socket blocks BLZ 7.62/90B



## Socket blocks BLZ 7.62/270



Technical Data		VDE	UL	CSA
Rated voltage	V	500*	300	300
Rated current	A	13	10	10
Clamping range max.	mm <sup>2</sup> /AWG	2.5	12	12

\*Overvoltage category III / Pollution severity 3  
Additional technical data see page 226

Technical Data		VDE	UL	CSA
Rated voltage	V	500*	300	300
Rated current	A	13	10	10
Clamping range max.	mm <sup>2</sup> /AWG	2.5	12	12

\*Overvoltage category III / Pollution severity 3  
Additional technical data see page 226

Technical Data		VDE	UL	CSA
Rated voltage	V	500*	300	300
Rated current	A	13	10	10
Clamping range max.	mm <sup>2</sup> /AWG	2.5	12	12

\*Overvoltage category III / Pollution severity 3  
Additional technical data see page 226

Colour					
Poles	Type	Cat. No.	Cat. No.	Qty.	
2	BLZ 7.62/2/90	1702670000	1702780000	100	
3	BLZ 7.62/3/90	1702680000	1702790000	100	
4	BLZ 7.62/4/90	1702690000	1702800000	100	
5	BLZ 7.62/5/90	1702700000	1702810000	50	
6	BLZ 7.62/6/90	1702710000	1702820000	50	
7	BLZ 7.62/7/90	1702720000	1702830000	50	
8	BLZ 7.62/8/90	1702730000	1702840000	50	
9	BLZ 7.62/9/90	1702740000	1702850000	50	
10	BLZ 7.62/10/90	1702750000	1702860000	50	
11	BLZ 7.62/11/90	1702760000	1702870000	50	
12	BLZ 7.62/12/90	1702770000	1702880000	50	

Colour					
Poles	Type	Cat. No.	Cat. No.	Qty.	
2	BLZ 7.62/2/90B	1702890000	1703000000	100	
3	BLZ 7.62/3/90B	1702900000	1703010000	100	
4	BLZ 7.62/4/90B	1702910000	1703020000	100	
5	BLZ 7.62/5/90B	1702920000	1703030000	50	
6	BLZ 7.62/6/90B	1702930000	1703040000	50	
7	BLZ 7.62/7/90B	1702940000	1703050000	50	
8	BLZ 7.62/8/90B	1702950000	1703060000	50	
9	BLZ 7.62/9/90B	1702960000	1703070000	50	
10	BLZ 7.62/10/90B	1702970000	1703080000	50	
11	BLZ 7.62/11/90B	1702980000	1703090000	50	
12	BLZ 7.62/12/90B	1702990000	1703100000	50	

Colour					
Poles	Type	Cat. No.	Cat. No.	Qty.	
2	BLZ 7.62/2/270	1703110000	1703220000	100	
3	BLZ 7.62/3/270	1703120000	1703230000	100	
4	BLZ 7.62/4/270	1703130000	1703240000	100	
5	BLZ 7.62/5/270	1703140000	1703250000	50	
6	BLZ 7.62/6/270	1703150000	1703260000	50	
7	BLZ 7.62/7/270	1703160000	1703270000	50	
8	BLZ 7.62/8/270	1703170000	1703280000	50	
9	BLZ 7.62/9/270	1703180000	1703290000	50	
10	BLZ 7.62/10/270	1703190000	1703300000	50	
11	BLZ 7.62/11/270	1703200000	1703310000	50	
12	BLZ 7.62/12/270	1703210000	1703320000	50	

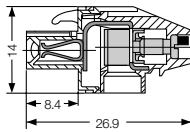
Accessories	Page
Fixing	-
Marking	196
Coding	199
Miscellaneous	207

Accessories	Page
Fixing	193
Marking	196
Coding	199
Miscellaneous	207

Accessories	Page
Fixing	-
Marking	196
Coding	199
Miscellaneous	207




Socket blocks BLZ 7.62/270B



Technical Data		VDE	UL	CSA
Rated voltage	V	500*	300	300
Rated current	A	13	10	10
Clamping range max.	mm <sup>2</sup> /AWG	2.5	12	12

\*Overvoltage category III / Pollution severity 3  
Additional technical data see page 226

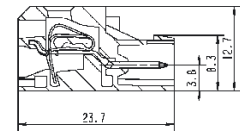
Colour



Poles	Type	Cat. No.	Cat. No.	Qty.
2	BLZ 7.62/2/270B	1703330000	1703440000	100
3	BLZ 7.62/3/270B	1703340000	1703450000	100
4	BLZ 7.62/4/270B	1703350000	1703460000	100
5	BLZ 7.62/5/270B	1703360000	1703470000	50
6	BLZ 7.62/6/270B	1703370000	1703480000	50
7	BLZ 7.62/7/270B	1703380000	1703490000	50
8	BLZ 7.62/8/270B	1703390000	1703500000	50
9	BLZ 7.62/9/270B	1703400000	1703510000	50
10	BLZ 7.62/10/270B	1703410000	1703520000	50
11	BLZ 7.62/11/270B	1703420000	1703530000	50
12	BLZ 7.62/12/270B	1703430000	1703540000	50

Accessories	Page
Fixing	193
Marking	196
Coding	199
Miscellaneous	207

Pin headers SLZF 7.62



Technical Data		VDE	UL	CSA
Rated voltage	V	500*	300	300
Rated current	A	16	10	10
Clamping range max.	mm <sup>2</sup> /AWG	1.5	14	14

\*Overvoltage category III / Pollution severity 3  
Additional technical data see page 226

Colour



Poles	Type	Cat. No.	Cat. No.	Qty.
2	SLZF 7.62/2	1754450000	1754560000	100
3	SLZF 7.62/3	1754460000	1754570000	100
4	SLZF 7.62/4	1754470000	1754580000	100
5	SLZF 7.62/5	1754480000	1754590000	50
6	SLZF 7.62/6	1754490000	1754600000	50
7	SLZF 7.62/7	1754500000	1754610000	50
8	SLZF 7.62/8	1754510000	1754620000	50
9	SLZF 7.62/9	1754520000	1754630000	50
10	SLZF 7.62/10	1754530000	1754640000	50
11	SLZF 7.62/11	1754540000	1754650000	50
12	SLZF 7.62/12	1754550000	1754660000	50

Accessories	Page
Fixing	-
Marking	196
Coding	199
Miscellaneous	207, 208

