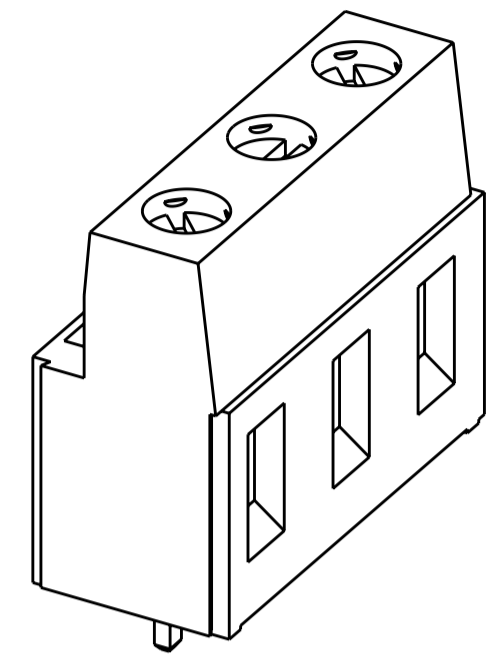
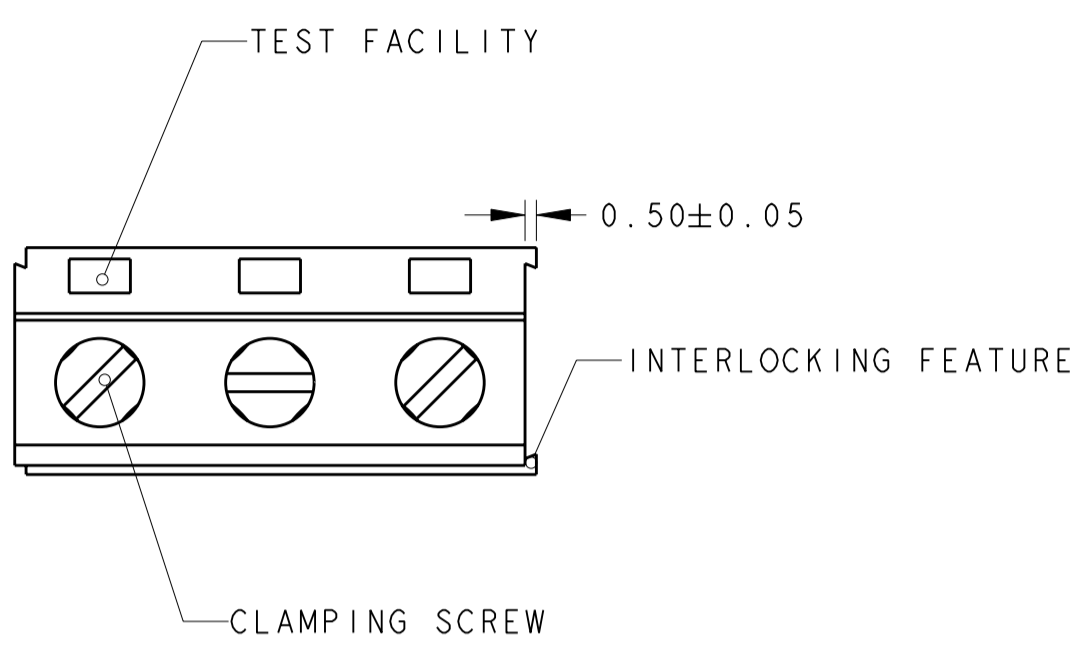


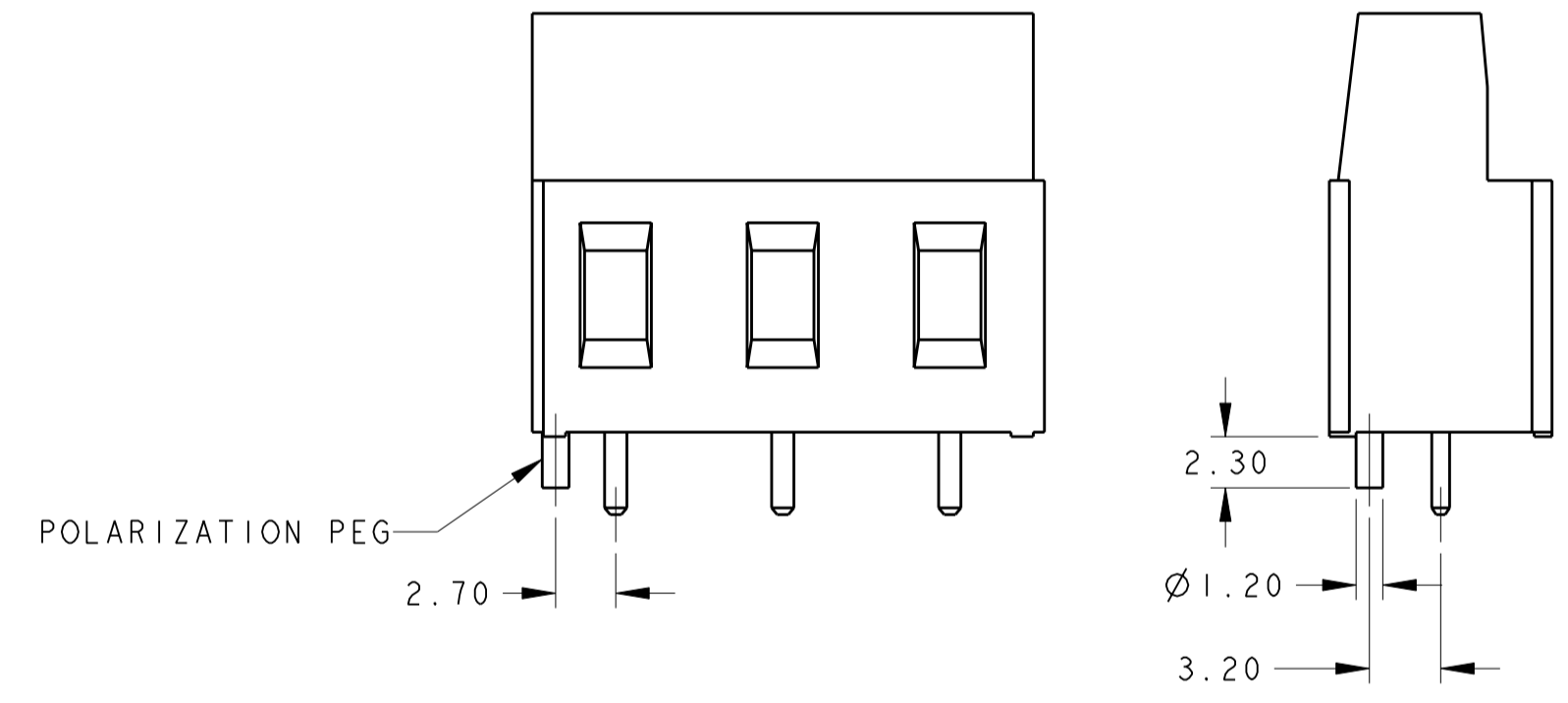
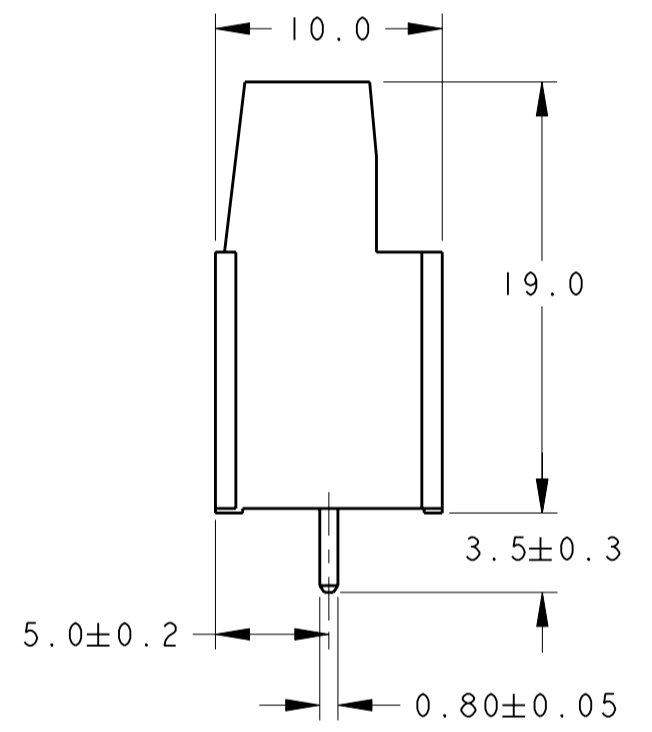
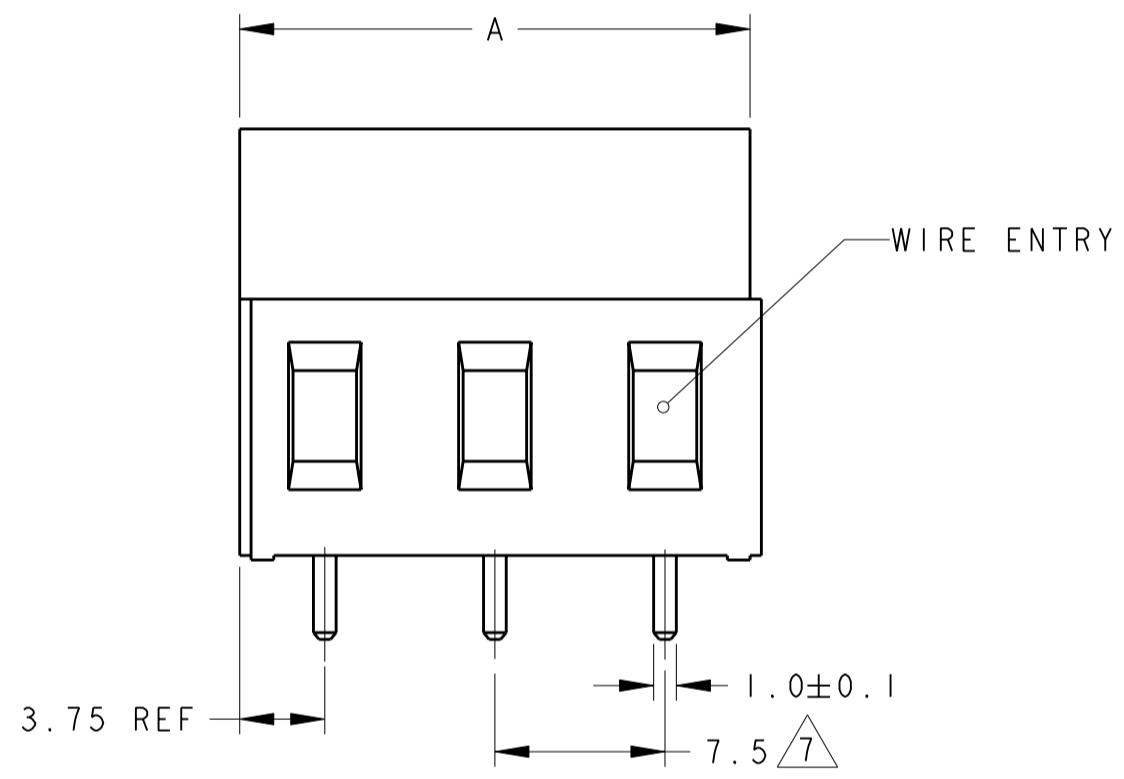
THIS DRAWING IS UNPUBLISHED. RELEASED FOR PUBLICATION 20
 © COPYRIGHT 20 BY TYCO ELECTRONICS CORPORATION. ALL INTERNATIONAL RIGHTS RESERVED.

LOC	DIST	REVISIONS			
P	LTR	DESCRIPTION	DATE	DWN	APVD
FT	0	CI	REVISED EPR ECO-10-020479	11OCT2010	HMR CR



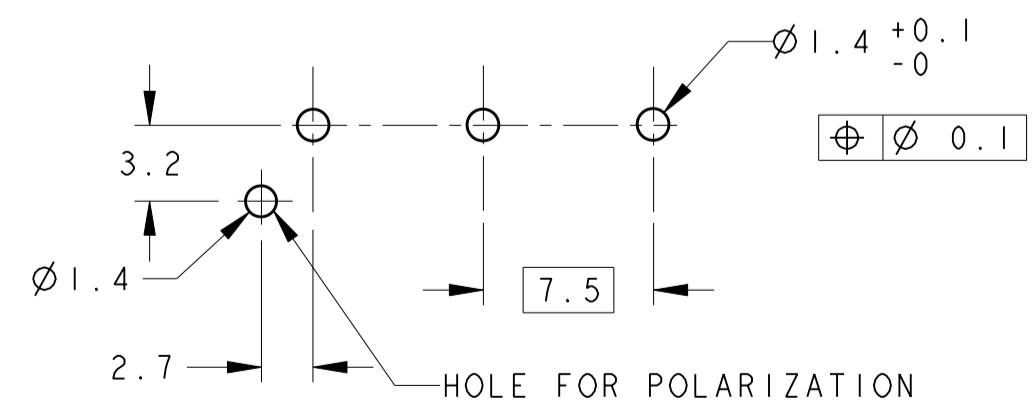
282860-3 AS SHOWN

- 1 MATERIALS AND FINISH
 HOUSING: PA 6-6, UL 94-V0
 COLOR: GREEN.
 CLAMP: BRASS, NICKEL PLATED.
 TERMINAL: BRASS, TIN PLATED.
 CLAMPING SCREW: M3, BRASS, NICKEL PLATED.
- 2 SUITABLE FOR 1,6-2,4mm PC BOARD THICKNESS.
- 3 END-TO-END STACKABLE W/INTERLOCK WITHOUT LOSS OF CENTERLINE SPACING.
- 4 WIRE SIZE RANGE
 12 - 30 AWG.
- 5 RECOGNIZED UNDER THE COMPONENT PROGRAM OF UNDERWRITERS LABORATORIES INC. FILE N° E60677.
- 6 IMQ CERTIFICATE WITH SURVEILLANCE IN CONFORMITY WITH IEC 998-1/998-2-1.
- 7 NOT CUMULATIVE TOLERANCE.
- 8 PRILIMINARY PART



2-282860-3 AS SHOWN

RECOMMENDED PC BOARD LAYOUT



POLARIZATION PEG	DIM A	NO. POS.	PART NUMBER
YES	22.5	3	2-282860-3
NO	15.0	2	2-282860-0
NO	30.0	4	282860-4
NO	22.5	3	282860-3
NO	15.0	2	282860-2

THIS DRAWING IS A CONTROLLED DOCUMENT FOR TYCO ELECTRONICS CORPORATION. IT IS SUBJECT TO CHANGE AND THE CONTROLLING ENGINEERING ORGANIZATION SHOULD BE CONTACTED FOR THE LATEST REVISION.		DWN E. ZANOLINI 23OCT2001	Tyco Electronics Harrisburg, PA 17105-3608	
DIMENSIONS: mm		CHK D. BIEVENOUR 23OCT2001	NAME TERMINAL BLOCK, PCB MOUNT SIDE ENTRY WIRE, STACKING W/ INTERLOCK, 7.5mm PITCH	
TOLERANCES UNLESS OTHERWISE SPECIFIED: 0 PLC ±- 1 PLC ±.3 2 PLC ±.25 3 PLC ±- 4 PLC ±- ANGLES ±2 FINISH		APVD D. BIEVENOUR 23OCT2001	PRODUCT SPEC 108-20166	
MATERIAL		APPLICATION SPEC 114-20079	SIZE A200779	
CUSTOMER DRAWING		WEIGHT -	DRAWING NO C-282860	
SCALE 3:1		SHEET 1 OF 1		REV CI